


Houston Oilers

1986 MEDIA GUIDE



TEXAS INDEPENDENCE COMMUNITY
HOUSTON/HARRIS COUNTY

The logo for the Texas Independence Community, featuring a stylized American flag with the letters "TIC" in red and white.



1986 SCHEDULE

PRE-SEASON

DATE	OPPONENT	TIME
Tue., Aug. 5	at L.A. Rams	9:30 PM
Sat., Aug. 16	BUFFALO	8:00 PM
Sat., Aug. 23	NEW ORLEANS	8:00 PM
Sat., Aug. 30	at Dallas	8:00 PM

REGULAR SEASON

Sun., Sept. 7	at Green Bay	12:00 PM
Sun., Sept. 14	CLEVELAND	12:00 PM
Sun., Sept. 21	at Kansas City	3:00 PM
Sun., Sept. 28	PITTSBURGH	12:00 PM
Sun., Oct. 5	at Detroit	12:00 PM
Sun., Oct. 12	CHICAGO	12:00 PM
Sun., Oct. 19	at Cincinnati	12:00 PM
Sun., Oct. 26	L.A. RAIDERS	12:00 PM
Sun., Nov. 2	at Miami	12:00 PM
Sun., Nov. 9	CINCINNATI	12:00 PM
Sun., Nov. 16	at Pittsburgh	12:00 PM
Sun., Nov. 23	INDIANAPOLIS	12:00 PM
Sun., Nov. 30	at Cleveland	12:00 PM
Sun., Dec. 7	at San Diego	3:00 PM
Sun., Dec. 14	MINNESOTA	3:00 PM
Sun., Dec. 21	BUFFALO	12:00 PM

All starting times are Central time

Home Games: Blue

Road Games: Red



INDEX

BIOGRAPHIES

K.S. "Bud" Adams, Jr.	3-4
Assistant Coaches/Player Personnel/ Administrative/Football Staff	8-22
Draft Choices	81-89
Jerry Glanville	6-7
Ladd K. Herzeg	5
Veterans	23-80

GAME-BY-GAME

1985 Regular Season	125-130
Playoff History	131-136

GENERAL

All-Pro Oilers	147-148
All-Time Draft	113-115
Astrodome	176
Club Directory	2
Covering the Oilers	168
Hall of Fame Oilers	100
Historical Highlights	102-112
Media Information	166-167
1986 Key Dates	7
1986 Opponents	170-175
1986 Schedule	Inside Front Cover
Oilers On-The-Air	165-166
Origin of the Oilers, Pronunciation Guide	95
Replay Information	177
Retired Jerseys	101
Ticket Information	Inside Back Cover
Travel Itinerary	169

NFL

1985 Final Standings	178
1986 Schedule	179-180

RESULTS

All-Time Pre-Season Scores	146-147
Oilers NFL Composite Record	145
Oilers vs. the NFL	141-145
Year-By-Year Scores	137-141

ROSTERS

All-Time Roster	96-99
Depth Chart	94
First-Year Roster	92-93
Veterans Roster	90-91

STATISTICS

Attendance	157-158
Home/Away Records	157
Individual Records	159-163
1985 Game-By-Game Offense, Defense	120-121
1985 Oiler Statistics	116-118
1985 Rushing, Receiving, Passing	122-124
1985 Superlatives	119
Offense, Defense Year-By-Year	156
Team Records	163-164
Top Performances	152-155
Year-By-Year Leaders	149-151

OILERS DIRECTORY

ADMINISTRATIVE OFFICE

6910 Fannin Street
3rd Floor
Houston, Texas 77030
(713) 797-9111

PRACTICE FACILITY

2727 El Camino
Houston, Texas 77054

ADMINISTRATION

Owner/President	K.S. "Bud" Adams, Jr.
Exec. V.P./Gen. Mgr.	Ladd K. Herzeg
Exec. Asst. to President	Thomas S. Smith
Vice-President/Player Personnel	Mike Holovak
Director of Administration	Rick Nichols
Controller	Marilan Logan
Director of Media Relations	Chip Namias
Director of Public Relations	Gregg Stengel
Director of Community Relations	Gregg Bingham
Ticket Manager	David Fuqua
Ticket Office Assistant	Marcos Flores
Director of Security	Grady Sessums
Career Counselor	Willie Alexander
Computer Services	Carol Kelce
Team Photographer	Lou Witt

TEAM STAFF

Head Coach	Jerry Glanville
Assistant Coaches	
Secondary	Tom Bettis
Quarterbacks	Gary Huff
Receivers	Milt Jackson
Offensive Coordinator/Running Backs	Dick Jamieson
Special Teams	Miller McCalmon
Defensive Line	Doug Shively
Linebackers	Floyd Reese
Offensive Line	Bill Walsh
College Area Scouts	Bill Bell, C.O. Brocato, Glenn Cumbee, Dub Fesperman
Head Trainer	Jerry Meins
Assistant Trainer	Mark Chisum
Strength and Conditioning	Steve Watterson
Equipment Manager	Gordon Batty
Equipment Assistant	Bill Lackey
Video Tape Coordinator	Ken Sparacino
Video Tape Assistant	Marc Havican
Team Physicians	Dr. Tom Cain, Dr. Bob Fain, Dr. James Muntz
Team Dentist	Dr. Joseph Morgan

SECRETARIAL STAFF

Owner/President	Penny Neff
Exec. V.P./Gen. Mgr.	Joyce Bailey
Vice-President/Player Personnel	Jane Sheridan
Head Coach	Lynda Greer
Director of Administration	Rhonda Goodwin
Media Relations	Susan South
Accounting	Dana Shimpfessel
Ticket Manager	Marchelle Brown
Ticket Office	Jean Perry
Receptionist	Dana Wake

K.S. "BUD" ADAMS, JR.

OWNER/PRESIDENT



One of the nation's premier business leaders, K.S. "Bud" Adams, Jr., brought professional sports to the southwest in 1959 when he founded the Houston Oilers football team. The hard-working and aggressive Adams helped co-found the American Football League (AFL) in August, 1959, with the Oilers becoming the first major league sports franchise in the state of Texas.

Adams' interest in sports was first displayed while attending Culver Military Academy where he was a three-sport standout in football, baseball, and basketball. Upon graduation from Culver, Adams attended Menlo College in California for one year, lettering in both rugby and football. Adams then transferred to the University of Kansas, where he lettered in football for the Jayhawks. During his days at KU, Adams began his loyal affiliation with Sigma Chi fraternity.

Adams incorporated ADA Oil Company in 1947 and later changed the name of the publicly held company to Adams Resources and Energy, Inc., an energy company involved in oil and gas exploration, farming, ranching, real estate, travel, banking, automobile sales and leasing, charter aircraft, art galleries, and equestrian centers.

Adams' first love, his Houston Oilers, are a team rich in tradition and pride. A playoff team a total of eight times during the team's 26-year history, Adams was the leading force in performing miracles during the early years of the AFL. Adams' Oilers were the dominant team during the early 1960's, winning the championship in 1960 and 1961, finishing second in 1962, and making the playoffs in 1967, 1969, 1978, 1979, and 1980.

The unknown side of Bud Adams are his charitable and philanthropic activities that are most often anonymous. Very active in local, state, and national programs, Adams is on the Board of Trustees of the Pro Football Hall of Fame in Canton, Ohio, and he spearheaded the drive for construction of the Houston Ronald McDonald House. Through his charitable activities, Adams also designates a pre-season home game each year to benefit various local organizations.

Last year, Adams' insight into local community concerns was evident when he announced the Oilers' participation in a drug awareness program in association with the Houston Independent School District (HISD) and the Mendez Foundation of Tampa, Florida. Through the Mendez Foundation's teaching of current HISD teachers, students are taught to resist peer pressure concerning the growing problems of drug abuse in the schools. Adams' contribution last year of \$70,000 helped kick off the program in the HISD schools.

Many of Adams' philanthropic and charitable activities have been noted. Adams has received numerous awards through the years, including the Culver Military Academy's "Man of the Year," Financial World Magazine's 1981 "Outstanding Chief Executive Officer Award," the 1980 "Distinguished Alumnus" award from the California Community and Junior College Association, selection as a "Significant Sig" by Sigma Chi Fraternity, "Westerner of the Year" in 1960 from the Houston Sales Association, and "Mr. Sportsman" in 1961 by the Interfaith Charity Group.

Bud and his wife Nancy have three grown children as well as three grandchildren. The Adams' reside in Houston.



OILERS BOARD OF DIRECTORS

Seated, from left: Mrs. Amy Adams Thompson, Mrs. Nancy Adams and Mrs. Susan Smith.

Standing, from left: Ladd K. Herzeg, K.S. "Bud" Adams, Jr. and Ken Adams.

LADD K. HERZEG

Executive Vice-President/General Manager



In 1986, Ladd K. Herzeg begins his eleventh season with the team in which he has involved himself in all phases of the operation. In 1980, in addition to his position of Executive Vice-President, Herzeg was named the Oilers' General Manager and was given the task of rebuilding the NFL's oldest football team. Under Herzeg's guidance, the organization has been restructured and through the last five drafts the Oilers, for the first time in their history, have a solid foundation of player personnel.

With the restructuring of the Oilers' organization now intact, Herzeg sees the culmination of his endeavors. "There is no doubt that under Jerry Glanville's leadership as head coach, and with the quality of assistant coaches that he's hired, that the Oilers now have the talent and tenacity to win in a big way," Herzeg noted.

Herzeg was a three-sport letterman in baseball, football, and basketball at Benedictine High School in his native Cleveland. He earned a football scholarship to the University of Hawaii, but saw his career cut short by a knee injury. Herzeg transferred to Ohio State and ranked third in his graduating class in the College of Administrative Sciences in 1968. A veteran of the U.S. Army, Herzeg served in Vietnam for a twelve-month tour of duty.

Herzeg is active in many professional and philanthropic organizations. He currently serves on the Board of Directors of Houston Oilers, Inc., and KSA Industries, Inc. He also served on the initial Board of Directors of Houston's Ronald McDonald House, a home for terminally ill children.

JERRY GLANVILLE

HEAD COACH



The outgoing and personable Jerry Glanville was named Head Coach of the Oilers on January 20, 1986. His appointment to that position evolved from his molding of some of the top defensive teams in the NFL in recent years. With over 20 years of coaching experience, Glanville's big-play philosophy fits well with the Oilers' young and aggressive playing talent.

A native of Detroit, Glanville attended Perrysburg (Ohio) High School. He then went on to Montana State in 1960 before transferring to Northern Michigan where he played linebacker for the Wildcats. Following graduation, Glanville spent three years coaching in the Ohio high school system (1964-66). In 1967, he accepted an assistant coaching position at Western Kentucky where he later earned his master's degree.

Glanville left the Hilltoppers after one season to accept a job as an assistant at Georgia Tech. He coached the Yellow Jackets from 1968-73, helping to lead them to berths in three bowl games.

In 1974, Glanville broke into the NFL coaching ranks as the special teams/defense coach for the Detroit Lions where he remained for three seasons. In 1977, he became the defensive backfield/special teams coach for the Atlanta Falcons, and was promoted to defensive coordinator in '79. With the Falcons through 1982, Glanville's defense helped Atlanta reach the playoffs three times during his tenure there. In fact, in 1977, the Falcons set an NFL record for fewest points allowed in a 14-game season (129).

Glanville then moved to the Buffalo Bills in 1983 as that club's defensive backfield coach before joining the Oilers as defensive coordinator the following season. He was Houston's interim head coach for the final two games of the '85 season before being named to his current position.

"There will be three qualities that everyone can look for in the 1986 Houston Oilers," said Glanville. "I want us to play smarter than anybody we play, play tougher than anyone we play and be better conditioned than anyone we play. If we do those three things, we will be on the road to winning our share of games."

Born October 14, 1941, Jerry and his wife Brenda reside in Sugar Land, Texas with their son Justin.



1986 KEY DATES

July 22	Rookies, 1-Year Veterans, 1985 Injured Reserve Players, and Quarterbacks Report to Camp
July 23	Veterans Report to Camp
July 30	Scrimmage with Seahawks in Seattle
August 2	Hall of Fame Game at Canton, Ohio
August 3	Media Day at Angelo State University
August 5-10	First Pre-Season Weekend
August 19	NFL Roster Cut-Down to 60 Players
August 21	Break Camp, Return to Houston
August 26	NFL Roster Cut-Down to 50 Players
September 1	NFL Roster Cut-Down to 45 Players
September 7	NFL Regular Season Opens
October 14	Trading Deadline
December 22	NFL Regular Season Closes
December 24	Deadline for Playoff-Bound Teams to Establish Post-Season Rosters
December 28	AFC and NFC First Round Playoffs
January 3-4	AFC and NFC Divisional Playoffs
January 11	AFC and NFC Championship Games
January 25	Super Bowl XXI, Rose Bowl, Pasadena
February 1	AFC-NFC Pro Bowl, Aloha Stadium, Honolulu

ASSISTANT COACHES

TOM BETTIS



Secondary

21st NFL Season, 1st with Oilers

Born: March 17, 1933

Veteran NFL coach Tom Bettis will take over the responsibilities for the Oilers' defensive backfield in 1986. Bettis served as defensive coordinator/secondary coach for the Cleveland Browns last season. Regarded as one of the best men in his field, Bettis is known for his development of young players.

A native of Chicago, Bettis was a three-time All-Big Ten selection at linebacker and guard in addition to being a two-time All-America (1953-54) at Purdue. He finished fourth in balloting for the 1954 Heisman Trophy and co-captained the 1955 College All-Stars. Bettis was Green Bay's first round draft choice in 1955, and he played linebacker for the Packers through 1961 when he was traded to Pittsburgh. He played for the Steelers in '62, then wrapped up his playing career with the World Champion Chicago Bears in 1963.

Bettis served as a scout from 1964-65 before joining Hank Stram's staff at Kansas City as defensive backfield coach in '66. From 1966-70 and again in '74, Bettis' Chief backfields led their league or conference in interceptions. During his tenure in Kansas City which lasted through the '77 season, the Chiefs appeared in a pair of Super Bowls (I, IV), winning one. Bettis was the Chiefs' interim head coach in his final season there following the departure of Paul Wiggan. Bettis was the defensive coordinator for the St. Louis Cardinals from 1978-84 until joining the Browns last season.

Born March 17, 1933, Tom and his wife Valerie have three grown children, Lisa, Karen, and Krista. The Bettis' reside in Sugar Land, Texas.

GARY HUFF



Quarterbacks

1st NFL Season, 1st with Oilers

Born: April 27, 1951

The man in charge of tutoring veteran Oilers quarterbacks Warren Moon and Oliver Luck, plus first round draftee Jim Everett, will be QB coach Gary Huff. A native of Natchez, Mississippi, Huff starred at the position for Florida State from 1970-72, earning All-America and Academic All-America honors. In his Seminole career, Huff completed 436 of 795 passes (54.9%) for 6378 yards and 52 touchdowns. As a junior, he led the nation in total offense, and was also MVP of the 1971 Fiesta Bowl as well as participating in the Senior Bowl and East-West Shrine Game. After earning his degree in accounting from FSU, Huff was a second round draft choice of the Chicago Bears in 1973. He remained with the Bears through the 1976 campaign before joining the Buccaneers in Tampa Bay where he had attended high school. Huff played for the Bucs in 1977 and '78 before closing out his playing career with the San Francisco 49ers from 1980-81.

Huff began his coaching career in 1983 as an assistant in charge of quarterbacks/passing game at Indiana under current Bengal Head Coach Sam Wyche. In 1984 and '85, he had the same duties for the Memphis Showboats of the USFL.

Born April 27, 1951, Gary and his wife Susan live in Missouri City, Texas with their four children, Julie, Jason, Harry, and Gretchen.

MILT JACKSON



Receivers

7th NFL Season, 1st with Oilers

Born: October 16, 1943

Milt Jackson joins the Oilers this year as the team's receivers coach after spending the 1985 season as the running backs coach for the Philadelphia Eagles. A native of Groesbeck, Texas, he starred in both football and baseball at Tulsa University. In 1967, he was a seventh round draft choice of the San Francisco 49ers and a first round pick of the Philadelphia Phillies. A defensive back, he was a member of the 49ers taxi squad in 1967 before returning to his high school alma mater in Sacramento to teach history.

Jackson's first coaching assignment came as a graduate assistant in 1973 at Oregon State where he earned his master's degree in education. In 1974, he became the running backs coach at Rice before moving to California-Berkeley for a two-year stint (1975-76) as the Golden Bears' linebackers coach. The 1977 and '78 seasons saw Jackson serve as the defensive backfield coach for Oregon until taking over the responsibility for tight ends at UCLA in 1979.

Jackson's first professional coaching job was with the 49ers as receivers/special teams coach from 1980-82. During his tenure there, Jackson's star pupil was Dwight Clark who led the NFL in receptions in 1982. In 1983, he began a two-year term as receivers coach for the Buffalo Bills until accepting his post in Philadelphia.

Born October 16, 1943, Milt and his wife Brenda have two children, Shelley Ann and Garrett, and reside in Missouri City, Texas.

DICK JAMIESON



Offensive Coordinator/ Running Backs

7th NFL Season, 1st with Oilers

Born: November 13, 1937

In his first season with the Oilers, Dick Jamieson will serve in the dual capacity as the team's offensive coordinator and running backs coach. A native of Streator, Illinois, Jamieson was a standout football and baseball player at Bradley University from 1955-58. After leading the nation's small colleges in total offense as the Braves' quarterback, Jamieson signed a professional baseball contract with the Pittsburgh Pirates. He returned to football in 1959 as Johnny Unitas' back-up with the Baltimore Colts. Jamieson also played a season for the New York Titans of the AFL before a back injury forced him to retire.

He returned to Bradley as an assistant coach from 1962-64 before briefly attempting a comeback as a player in the training camp of the Oilers in '65. From 1966-71, Jamieson served as the Head Coach at Central High School in Peoria, compiling a 40-19-1 record during his tenure there. Jamieson took over as the offensive coordinator for the Missouri Tigers from 1972-77.

During the 1978 and '79 campaigns, Jamieson was the Head Coach at Indiana State prior to making his NFL coaching debut as an assistant in charge of running backs for the St. Louis Cardinals in 1980. He replaced current Colts' Head Coach Rod Dowhower as offensive coordinator for the Cardinals in '85 before coming to Houston.

Born November 13, 1937, Dick and his wife Rosalie have three children, Judi, Jeff, and Tim. The family lives in Missouri City, Texas.

MILLER McCALMON



Special Teams

10th NFL Season, 1st with Oilers

Born: January 9, 1947

The Oilers' special teams coach for the 1986 season is Miller McCALMON. The native of Denver most recently spent five seasons with the Buffalo Bills. During his college days, McCALMON was a defensive back for Tulsa University from 1967-69. Following graduation, he stayed on as a graduate assistant while earning his master's degree in educational administration.

McCALMON's first full-time college coaching position came at Colorado State where he was in charge of the receivers from 1971-73. After his stay at CSU, he accepted a position as head coach at Erie (Col.) High School where he remained through the 1975 season.

In 1976, he became a personnel scout for the Washington Redskins, then joined the staff of the Baltimore Colts as an administrative assistant for defensive planning (1978-79). In 1980, McCALMON began his association with the Bills, serving as a special assignment assistant until '82 when he was promoted to special teams coach (through '84).

Born January 9, 1947, Miller and his wife Georgia have three children, Piper, Katherine, and Jennifer. They reside in Missouri City, Texas.

FLOYD REESE



Linebackers

12th NFL Season, 1st with Oilers

Born: August 8, 1948

Floyd Reese joined the Oilers on February 6, 1986 and will be in charge of the club's linebacking corps. A native of Springfield, Missouri, Reese played linebacker at UCLA from 1966-69, and played professionally for one season (1970) as a defensive lineman for the Montreal Alouettes of the CFL.

Following his stint in Montreal, Reese began his coaching career at Liberty Union High School in Brentwood, California. He then returned to his alma mater in Westwood as an assistant coach, remaining with the Bruins from 1971-73. Reese ended the

collegiate coaching portion of his career with one season at Georgia Tech in 1974.

From 1975-77, Reese was the strength and conditioning coach for the Detroit Lions, where he first was associated with current Oiler Head Coach Jerry Glanville. After his term with the Lions, Reese joined the San Francisco 49ers for one season (1978) before being added to Bud Grant's staff as linebackers and special teams coach for the Minnesota Vikings in 1979. He served in that role until 1984 when he was elevated to the position of defensive coordinator under then-Head Coach Les Steckel. Again under Grant in '85, he assumed the duties of linebackers coach.

Born August 8, 1948, Floyd and his wife Sally have two sons, Jeremy and Sean, and reside in Sugar Land, Texas.

DOUG SHIVELY



Defensive Line

12th NFL Season, 1st with Oilers

Born: March 18, 1938

An outstanding teacher and motivator, Doug Shively joins the Oilers this season after spending one year as the defensive coordinator/linebackers coach for the Tampa Bay Buccaneers in 1985.

A native of Lexington, Kentucky, Shively was an end for the University of Kentucky from 1955-58 before taking his first college coaching job as an assistant coach at Virginia Tech (1961-66). In 1967, Shively returned to his alma mater as the Wildcats' defensive coordinator, remaining there through the 1970 season. From 1971-72, he served in the same capacity for Clemson before moving on to North Carolina for the '73 campaign.

Shively entered the NFL in 1974 as the linebackers coach for Hank Stram with the New Orleans Saints, staying for three seasons. He joined the staff of the Atlanta Falcons in 1977, also as LB coach, working with then-Falcon assistant Leeman Bennett who would later hire him in Tampa Bay. His six years in Atlanta were highlighted in '77 when the Falcons established an NFL record by allowing just 129 points in a 14-game season. Current Oiler boss Jerry Glanville was the defensive backfield coach for that squad.

Shively was the Head Coach for the Arizona Wranglers of the USFL in 1983 and then was hired as the defensive line coach for the San Diego Chargers in '84. Under Shively's guidance, the improved Charger line finished among the league's top ten against the rush that season.

Born March 18, 1938, Doug and his wife Patsy have three children, Chip, David, and Kelly. The Shivelys reside in Sugar Land, Texas.

BILL WALSH



Offensive Line

16th NFL Season (10 in AFL),

4th with Oilers

Born: September 8, 1927

Offensive Line Coach Bill Walsh enters his fourth season with the Oilers in 1986. A veteran coach of both the AFL and NFL, his tutelage of Mike Munchak helped the Oiler guard earn a starting spot in last season's Pro Bowl.

Born in Phillipsburgh, New Jersey, Walsh is a former All-America center at the University of Notre Dame. He played professionally with the Pittsburgh Steelers from 1949-54 and was twice named all-pro (1952, 1954). In 1951 and '52, Walsh was named to the first two Pro Bowl games in its revival after a nine-year absence of playing the game. Walsh was the starter for the American Conference that was coached by Paul Brown.

Walsh returned to his alma mater as a coach in 1955, and remained in South Bend for four seasons until accepting a position at Kansas State in 1959. In 1960, the AFL's Dallas Texans added Walsh to their staff, which was headed by Hank Stram. The Texans later became the Kansas City Chiefs and made two Super Bowl appearances during Walsh's stay, which lasted through the '74 season.

Walsh joined the staff of the Atlanta Falcons in 1975 and was the only assistant coach retained when Leeman Bennett assumed his duties as head coach in 1977. Walsh spent eight seasons with the Falcons before joining the Oilers in February, 1983.

Born September 8, 1927, Bill and his wife Shirley have six children, Sharon, Pat, Cheryl, Michael, Kelly, and Chris. The family resides in Houston.



The Oilers' 1986 coaching staff (L to R) Bill Walsh, Doug Shively, Floyd Reese, Tom Bettis, Jerry Glanville, Milt Jackson, Dick Jamieson, Miller McCalmon, and Gary Huff.

PLAYER PERSONNEL

MIKE HOLOVAK



Vice-President/ Player Personnel

18th NFL Season (10 in AFL),
6th with Oilers

Veteran football man Mike Holovak oversees the Oilers' entire scouting and pro player personnel department. One of the most respected football men in sports today, Holovak is a tireless worker whose name is synonymous with quality football operations. Holovak joined the Oilers as Assistant General Manager February 15, 1981 and was elevated to his current post of VP/Player Personnel February 8, 1983.

With over twenty-five years of professional experience in coaching and the executive levels of football, Holovak not only directs the Oilers' collegiate and pro scouting departments, he also shares the contract negotiating duties with General Manager Ladd Herzeg.

An All-America football player for Boston College in the 1940's, Holovak still holds the Orange Bowl record for the highest rushing average in the game with 10 carries for 158 yards, a 15.8 average per carry. In January 1984, he was inducted in the prestigious Orange Bowl Hall of Honor. Holovak was also inducted in the National Collegiate Hall of Fame in 1983 as well as being inducted in the State of Pennsylvania Hall of Fame in Hershey, Pa., his native state.

Holovak's coaching career began in 1949 as an assistant at Boston College, and from 1950-60 he was BC's head coach, posting a 49-23-3 record during his tenure.

When the new American Football League was formed, Holovak was one of the first employees hired by the Boston Patriots, becoming their Director of Player Personnel in 1959. Elevated to head coach after the fifth game of 1961 when the team struggled to a 2-3 record, Holovak guided the Patriots in the final nine games to the AFL Eastern Division title, winning seven games, losing one, and tying one.

In 1964, Holovak assumed the Patriots' General Manager's duties along with his head coaching job until he left in 1968 to join the staff of Dick Nolan in San Francisco. Since then, Holovak has been associated with the Oakland Raiders (1971) and the New York Jets (1972-76). Holovak then served as the Director of College Scouting for the New England Patriots from 1978-80 after being promoted from his personnel assistant's job with the Patriots (1977-78).

Mike is married (Pauline) with two daughters and resides in Missouri City, Texas.

BILL BELL

College Scout

5th NFL Season, 5th with Oilers

Born: June 24, 1922

Bill Bell handles the scouting of the Midwestern United States for the Oilers. He began his affiliation with the club after more than 20 years as a coach on the major collegiate level.

Bell originally attended the University of West Virginia, but had his college years interrupted by his service in World War II before resuming his education at Muhlenberg College in Allentown, Pennsylvania. Following graduation, Bell had a brief stint with the San Francisco 49ers before hooking on as a player for the Patterson Panthers of the American Professional League. His coaching career began at Marietta (Ohio) High School before becoming the Offensive Backfield Coach at Syracuse in 1950. During 19 seasons with the Orangemen, Bell coached such Syracuse greats as Jim Brown and Larry Csonka. He spent one season (1969) as Offensive Coordinator at Maryland before joining the CEPO Scouting Combine (later merged into United Scouting Service) in 1970. Bell continued with the combine until his appointment with the Oilers in 1982.

Born June 24, 1922, Bill and his wife Elaine reside in Las Vegas, Nevada.

C.O. BROCATO

College Scout

9th NFL Season, 9th with Oilers

Born: October 31, 1929

C.O. Brocato joined the Oilers in 1981 for his second tour of duty with the club as a scout. He is responsible for checking out all colleges in the Central United States.

Following his graduation from Baylor University, Brocato coached in the high school ranks as Head Coach at Jesuit High School in Shreveport, Louisiana. In 1968, he assumed the title of Defensive Coordinator at Northern Arizona, remaining at the Flagstaff school for three seasons. From 1971-74, he held a similar post at Texas-Arlington before joining the Oilers in a scouting capacity from 1974-76. From 1977 until rejoining the Oilers, Brocato served as a scout for the United Scouting Combine.

Born October 31, 1929, C.O. and his wife Lucy have one daughter. The family resides in Arlington, Texas.

GLENN CUMBEE

College Scout

1st NFL Season, 1st with Oilers

Born: September 2, 1948

The man responsible for scouting the Southeast and Midwest regions for Houston is first-year Oiler scout Glenn Cumbee.

As a collegian, Cumbee attended Baptist College and the University of South Carolina. He then embarked on a successful high school coaching career in South Carolina, first serving as Head Coach at Paul Knox High School in North Augusta (1970-71) before moving to Ridge Spring-Monetta High School from 1972-73. In 1974, Cumbee began a stint as Defensive Coordinator at Newberry (S.C.) College, remaining there until 1978. He coached the linebackers at East Tennessee State in 1979 before entering private business for two years. In 1982, Cumbee joined the National Scouting Combine before accepting his current position with the Oilers.

Born September 2, 1948, Glenn and his wife Susan have one daughter and reside in Newberry, South Carolina.

DUB FESPERMAN

College Scout

6st NFL Season, 6st with Oilers

Born: December 21, 1933

The responsibility of scouting the East Coast for the Oilers belongs to Dub Fesperman. The 52-year-old Fesperman joined the Oilers in 1981 after a successful college coaching and scouting career.

A graduate of Duke University where he played both football and baseball, Fesperman began his career as a coach in the North Carolina school system from 1957-60. After that, he accepted a position as Defensive Line coach at Wake Forest, spending three years working for the Demon Deacons. From 1964-66, Fesperman served in the same capacity at Tulane (Asst. Head Coach in '66) before joining Bobby Dodd's staff at Georgia Tech (1967-68). In 1969, Fesperman became the Defensive Coordinator at Massachusetts before accepting a similar post at Dartmouth (1972-74). Fesperman joined the CEPO Scouting Combine in 1975 (later merged with United Scouting Service) before coming to the Oilers.

Born December 21, 1933, Dub and his wife Marie have two daughters. The family resides in Winston-Salem, North Carolina.

ADMINISTRATIVE STAFF



RICK NICHOLS **Director of Administration**

Rick Nichols begins his twelfth season with the Houston Oilers in 1986, and his third year as the team's Director of Administration. Elevated to his current post in February, 1984, Nichols' responsibilities include the majority of the day-to-day operations of the club. His administrative capacity includes overseeing the media relations/public relations departments, marketing/promotions, ticket office, team travel, and training camp operations. Nichols serves as the Vice-President/Marketing for Sky Box Management, the wholly owned subsidiary of KSA Industries that markets the luxury boxes at the Astrodome for Oiler home games.

"Rick's handling of the myriad of administrative duties on a daily basis is invaluable to the Oilers," said General Manager Ladd K. Herzeg.

Nichols' service to the team began as a part-time publicity assistant in 1973 while attending the University of Houston. After obtaining his BBA in Marketing from Houston, Nichols became a full-time member of the Oilers' ticket office in 1975. In 1977, he was named the Oilers' Assistant Ticket Manager before his elevation to the Ticket Manager position in 1978. In February, 1982, Nichols became the team's Marketing Director prior to assuming his current post.

He is married and resides in Spring, Texas.



MARILAN LOGAN **Controller**

Marilan Logan has served as the Oilers' Controller since March of 1982 and was previously the controller of KSA Industries (Oilers' parent company) from 1978-84. Logan also handles the computer operations for the Oilers and subsidiary companies.

Logan was in the cost accounting department for Reed Tool Company prior to coming to the Oilers. Her duties with the Oilers include supervision of all accounting and bookkeeping departments as well as all bookkeeping operations for all KSA Industries companies.

A Houston native, she is married and has two children.



CHIP NAMIAS **Director of Media Relations**

In 1986, Chip Namias enters his first season as Director of Media Relations for the Oilers. Namias joins the Oilers following four years of affiliation with the Miami Dolphins, including the last three as Director of Publicity. During Namias' tenure in Miami, he was responsible for coordinating all publicity aspects for the Dolphins, including the handling of the team's P.R. affairs in Super Bowls XVII

and XIX.

Prior to his stint with the Dolphins, Namias worked for six

years as a public relations director with three North American Soccer League teams. From 1977-79, he worked for the Memphis Rogues before moving to the Tulsa Roughnecks for the 1980 season, and then on to the Ft. Lauderdale Strikers in 1981 before joining the Dolphins.

With the Oilers, Namias will be responsible for coordinating all media coverage and publicity for the team. Namias is the liaison between the local/national media and the Oiler players and coaches. He also writes the team's press releases, compiles all statistics, and works in conjunction with the TV networks in the televising of Oiler games.

A graduate of the University of Florida with a degree in public relations, Namias served as an intern in the Gators' sports information department. He is single and resides in Houston.



GREGG STENDEL **Director of Public Relations**

Entering his eighth season with the Houston Oilers, Gregg Stengel was promoted to the newly-created position of Director of Public Relations on June 5, 1986. Stengel previously was the team's marketing and media relations coordinator for the past three years.

A native of Houston, Gregg attended the University of Texas-El Paso for two years before completing his B.A. degree at the University of Houston.

Stengel joined the Oilers as a student intern and was a sports-writer, copy editor, and sports editor of the campus newspaper at Houston. He became a full-time member of the Oilers' staff in 1979, and was the assistant editor of the team newspaper.

Stengel handles many of the team's marketing functions along with community activities and player appearances.

Stengel is married and resides in Sugar Land, Texas.



DAVID FUQUA **Ticket Manager**

David Fuqua joined the Oilers' Ticket Office staff in 1977 and became Assistant Ticket Manager in 1978, serving in that position until 1982. In February 1982, Fuqua was named as the team's Ticket Coordinator and served in that capacity until June, 1984 when he was appointed as the team's Ticket Manager.

A native of Bluefield, West Virginia, Fuqua attended Marshall University in Huntington, West Virginia. He is responsible for overseeing season and single game ticket sales and also all novelty sales.

He is single and resides in Missouri City, Texas.



GRADY SESSUMS **Director of Security**

Grady Sessums, a veteran of 21 years of law enforcement experience, is involved in every phase of security for the Oilers and KSA Industries. Prior to joining the Oilers, Sessums spent 14 years as a member of the Texas Rangers where he attained the rank of Captain in the Department of Public Safety.

Sessums handles the team's security matters at home and on the road as well as at training camp. Sessums works closely with local, state, and national law enforcement agencies in his current position.

Retired from active service with the Texas Rangers, Sessums holds an instructor's certification from the Texas Commission on Law Enforcement Standards and Education. He attended Southwest Texas State Junior College and Sul Ross State University, serving both as a student and instructor in their law enforcement programs.

Currently president of the East Texas Peace Officer's Association, Sessums served in the Marine Corps Reserves from 1954-56, and later in the Air Force from 1956-60.



WILLIE ALEXANDER **Career Consultant**

Willie Alexander joined the Oilers in May, 1981 as the team's Career Consultant, an innovative program dealing with the football players' goals during and after their playing career.

Alexander is a former standout player for the Oilers and has spent the last ten years in the insurance business in Houston. He counsels Oiler players concerning their outside opportunities for employment in the Houston area.

"I act as a liaison between the player and the business community with the idea of matching the player with an employer that not only can help him now, but his life after football," Alexander says.

A former Alcorn A&M standout, Alexander finished his stint with the Oilers after participating in 123 of 130 regular season games. He finished his NFL career with 23 interceptions and one touchdown, that occurring in 1977 against the Green Bay Packers when he returned a pass 95 yards, the second longest in Oiler history. A sixth round draft selection of the Oilers in 1971, Alexander is very active in the Houston area Big Brothers/Big Sisters Association.

He is married with two children and resides in Houston.

FOOTBALL STAFF



JERRY MEINS **Head Trainer**

Jerry Meins joined the Oilers in 1974 as the team's strength coach, and later that season was named the Oilers' head trainer. Prior to joining the team's training staff, Meins was the assistant trainer at the University of Southern California. He also served as the head trainer at Pueblo High School in Tucson, Arizona.

A native of Hawarden, Iowa, Meins received his B.A. degree in Physical Education from the University of Northern Iowa and his master's from the University of Arizona. Meins was in the initial athletic training class in that program at Arizona. He is a certified Athletic Trainer and a member of the Southwest Athletic Trainers Association.

He is married and resides in Rosharon, Texas.



STEVE WATTERSON **Strength and Rehabilitation Coordinator**

Steve Watterson begins his first season in '86 as the Oilers' Strength and Rehabilitation Coordinator. Watterson comes to Houston after spending the previous two seasons as the assistant trainer for the Philadelphia Eagles.

A native of Newport, Rhode Island, Watterson attended the University of Rhode Island and received his master's degree from Arizona in 1980. From 1979-80, he was the head trainer at Tucson (Ariz.) High School before accepting a similar post at Amphitheater High School in Tucson (1980-84). He served as a trainer in 1982 at the Olympic Development Camp, and also at the National Sports Festival in Colorado Springs in the summer of 1983.

"Steve has implemented a strength program for players that we expect to serve as a preventive measure against injuries," commented Oiler Head Coach Jerry Glanville.

Born November 27, 1956, Steve and his wife Denise reside in Sugar Land, Texas.



GORDON BATTY **Equipment Manager**

Gordon Batty joined the Oilers' staff as the team's Equipment Manager in June, 1981. A native of Montreal, Batty worked his way onto the staff of the Montreal Alouettes of the Canadian Football League, starting as a ball boy for the team in 1973.

In 1979, Batty was elevated to Equipment Manager of the Alouettes, and served in that position until joining the

Oilers in 1981.

Batty orders all equipment and playing gear for the football team as well as maintaining that equipment throughout the season.

He is married and resides in Sugar Land, Texas.



KEN SPARACINO
Video Tape Coordinator

A native of Houston, Sparacino became a full-time member of the Oilers' organization on March 1, 1986 as the team's Video Tape Coordinator. His responsibilities include the handling of all taping and production for the Oilers' organization.

Sparacino attended Waltrip High School in Houston, and Stephen F. Austin State University. He worked part-time

for the Oilers for the last three seasons in film production and cinematography.

He is married with two children and resides in Houston.

STAFF PHOTOS



Joyce Bailey
Sec./Exec. V.P.-Gen. Mgr.



Marchelle Brown
Sec./Ticket Office



Dr. Tom Cain
Team Physician



Mark Chisum
Asst. Trainer



Joe Dugger
Equipment Assistant



Dr. Bob Fain
Team Physician



Marcos Flores
Ticket Office



Rhonda Goodwin
Sec./Director of Admin.



Linda Greer
Sec./Coaches



Marc Havicam
Video Asst.



Carol Kelse
Computer Services



Bill Lackey
Equipment Assistant



Dr. Joseph Morgan
Team Dentist



Penny Neff
Asst. to K.S. Adams, Jr.



Paul Noska
Equipment Staff



Jean Perry
Ticket Office



Jane Sheridan
Sec./V.P.-Player Personnel



Dana Shimfessel
Asst. Controller



Susan South
Sec./Media Relations



Dana Wake
Receptionist



Lou Witt
Photographer

**MEET THE
'86 OILERS**



ROBERT ABRAHAM

Linebacker

56



Height6-1
 Weight230
 Born7/13/60
 College.. North Carolina State
 How AcquiredD 3c, 1982
 NFL5th Year

1985: Played in all 16 games with 15 starts (missed start vs. Chiefs)... Finished fifth on club with 110 total tackles on 51 solos and 59 assists... Also chipped in with team-leading four fumble recoveries and 1½ QB sacks... Posted 11 and ten tackles in two division games against Pittsburgh... Had nine tackle efforts in pair of games with Cleveland... Top performance of '85 came on November 24 versus San Diego with 14 total stops, a fumble recovery, and a half sack.

PRO: Has played in 55 of 57 games (44 starts) during Oiler career... Started all 16 games in 1984 and was team-leader in total tackles (198) and solo stops (106)... Produced double digit tackles in 12 of 16 '84 games... Established career bests with 14 solo tackles vs. 49ers (10/21/84) and 18 total stops against Saints (9/30/84)... First became starter in second game of '83 season and started 13 consecutive games before fractured leg ended season... Actually continued playing in game with Miami after injury had occurred... At the time of injury, had been leading tackler on team, and ended up second with 117 (83, 34)... Saw action in all nine games in strike-shortened 1982 campaign... Was drafted by Oilers with last of three third round picks in 1982.

COLLEGE/PERSONAL: Enjoyed outstanding career at North Carolina State... Career statistics included 227 solos and 180 assists for 407 total tackles... Led team in tackles in both junior (72-58-130) and senior (101-82-183) seasons... Also had three interceptions in final year... Was selected Sporting News and Football News Honorable Mention All-America... Highlight of junior season was spearheading defense that held Duke to -13 yards rushing... Majored in vocational industrial education... Attended Myrtle Beach (S.C.) High School, helping team win two state championships... Born July 13, 1960 in Myrtle Beach, South Carolina.

NFL STATISTICS

YEAR	TEAM	G-S	TACK.	ASST.	TOTAL	FUM. REC.	QB SACK
1982	Houston	9-0	2	1	3	1	0
1983	Houston	14-13	83	34	117	0	1
1984	Houston	16-16	106	92	198	0	½
1985	Houston	16-15	51	59	110	4	1½
4-YEAR TOTALS		55-44	242	186	428	5	3

ADDITIONAL STATS

Interceptions: 1 for 0 yds. in 1983, 1 for 1 yd. in 1984 for total of 2 for 1 yd.

MIKE AKIU

Wide Receiver

86



Height 5-9
 Weight 185
 Born 2/12/62
 College Hawaii
 How Acquired D 7, 1985
 NFL 2nd Year

1985: Impressed coaches enough to earn roster spot, then appeared in season's first nine games before cracked bone in shoulder caused placement on injured reserve for remainder of campaign... Caught two balls for 32 yards and contributed five solos and three assists on special teams... Recovered Frank Bush's blocked punt against Dallas September 29... Returned another blocked punt by Bush 20 yards for a touchdown in 20-10 victory over St. Louis... Ironically, only two receptions of season came in those two games (24 yds. vs. Cowboys, 8 yds. vs. Cardinals)... Twice had two special teams tackles in a game, against Miami (9/8) and against Denver (10/6).

COLLEGE/PERSONAL: Was drafted by Oilers in seventh round (107th overall) in 1985... In collegiate career at Hawaii, had just ten receptions for 176 yards and two touchdowns (long 45)... Also had 24 total kickoff returns for 515 yards (21.5 avg.), with all but two blocked for 24 yards coming in junior season... Established school record for blocked kicks in a career with eight (6 as sophomore)... Suffered shoulder injury in season-opener against Cal-State Fullerton, and was sidelined for remainder of senior season... Caught eight passes for 166 yards and two scores as a junior, and snagged two balls for ten yards as a sophomore... Outstanding speed, ran a 4.3 40-yard dash at Hawaii... Attended Kalaheo High School in Kailua, Hawaii, lettering in football, baseball, and track... In 1980, set state record with 10.5 in 100-meter dash... Born February 12, 1962 in Kailua, Hawaii.

NFL STATISTICS

YEAR	TEAM	G-S	NO.	YDS.	AVG.	LONG	TD
1985	Houston	9-0	2	32	16.0	24	0

ADDITIONAL STATS

Tackles: 5-3-8 in 1985

Touchdown: 20-yd. blocked punt rec. vs. St. Louis, 10/27/85

PATRICK ALLEN

Cornerback

29



Height 5-10
Weight 185
Born 8/26/61
College Utah State
How Acquired D 4b, 1984
NFL 3rd Year

1985: Won starting right cornerback spot and started all 16 games... Ended season with 65 total tackles on 54 solos and 11 assists... Also had 14 passes defensed and a fumble recovery... Contributed five solos in 26-23 opening day win over Miami on September 8... Chipped in three tackles and three pass break-ups against Dallas on September 29, then had five stops and a pass defensed versus Bengals two weeks later... Had career-best six tackles on two occasions, against St. Louis (10/27) and against Indianapolis (12/22).

PRO: Played in all 16 games as a rookie, primarily as a reserve defensive back and kick returner... Totaled 17 tackles (11, 6) and also returned 11 kickoffs for 19.1-yard average... Only career pick-off came versus Cleveland (12/16/84)... Drafted by Houston with second choice of fourth round in 1984.

COLLEGE/PERSONAL: Career totals at Utah State included 89 solos and 58 assists for 147 total stops... Finished with 55 tackles in both junior and senior seasons... Also had seven career interceptions, including team-leading five as a junior... A durable player, led Aggies in total plays in each of final two campaigns... Chosen to participate in Blue-Gray Game, was also selected AP Honorable Mention All-America and First Team All-PCAC in '83... Was conference Player of the Week for making five "big plays" versus San Jose State as a senior... Ran a consistent 4.5 40-yard dash as a collegian... Attended Garfield High School in Seattle, lettering in football and basketball... Led team to pair of state basketball titles... Born August 26, 1961 in Seattle, Washington.

NFL STATISTICS

YEAR	TEAM	G-S	TACK.	ASST.	TOTAL	FUM. REC.	INT.	YDS.
1984	Houston	16-0	11	6	17	0	1	2
1985	Houston	16-16	54	11	65	1	0	0
2-YEAR TOTALS		32-16	65	17	82	1	1	2

ADDITIONAL STATS

Passes Defensed: 14 in 1985

Kickoff Returns: 11 for 210 yds., 19.1 avg., long 23 in 1984

JESSE BAKER

Defensive End

75



Height 6-5
 Weight 271
 Born 7/10/57
 College . . . Jacksonville State
 How Acquired D 2b, 1979
 NFL 8th Year

1985: Again started all 16 games for the Oilers, finishing with 43 solos and 39 assists for 82 total stops... Additional stats included 5½ QB sacks (tied Rod Kush and Keith Bostic for team lead) and pair of forced fumbles... Had eight tackles and a sack in 16-13 loss at Washington on September 15, then followed up with nine stops and another sack next week versus Steelers... Managed two sacks against Cincinnati on October 20 and was credited with blocking a field goal attempt in game with Chargers November 24.

PRO: Has played in all 105 regular season games during seven-year Oiler tenure... Enjoyed perhaps best all-around season of NFL career in 1984 by leading all down linemen with 102 tackles (61, 41) while also contributing 11 QB sacks... Established career highs with eight solos against Raiders (9/2/84) and 14 total tackles versus Saints (9/30/84)... Has led the Oilers in sacks in every league season since joining club (tied in '85)... Earned a starting job in 1982 after serving three years as club's designated pass rusher... Notched 9½ sacks in that strike-shortened '82 campaign... Was named Defensive Rookie of the Year by Pro Football Weekly in 1979 while also being named to all-rookie teams by PFW, Pro Football Writers of America, and UPI... Set club record that season with 15½ QB drops, including four in one game (vs. Chiefs, 9/16/79)... Also scored only TD of pro career in '79 on 20-yard fumble return at Baltimore (10/14/79)... Was drafted by Oilers with second of pair of second rounders in 1979.

COLLEGE/PERSONAL: Was a three-time all-conference selection at Jacksonville (Ala.) State... Was named Most Valuable Player in 1977 Grantland Rice Bowl... Was selected to participate in both Senior Bowl and East-West Shrine all-star games... Attended Rockdale High School in Conyers, Georgia... Born July 10, 1957 in Conyers, Georgia.

NFL STATISTICS

YEAR	TEAM	G-S	TACK.	ASST.	TOTAL	FUM. REC.	FUM. FOR.	QB SACK
1979	Houston	16-2	22	10	32	1	0	15½
1980	Houston	16-4	25	19	44	0	0	6½
1981	Houston	16-2	42	18	60	1	1	10
1982	Houston	9-9	22	10	32	1	2	9½
1983	Houston	16-16	49	17	66	0	1	5
1984	Houston	16-16	61	41	102	0	1	11
1985	Houston	16-16	43	39	82	0	0	5½
7-YEAR TOTALS		105-65	264	154	418	3	5	63

ADDITIONAL STATS

Blocked FG: 1 in 1985.

Touchdown: 20-yd. fum. rec. vs. Baltimore, 10/14/79.

KEITH BOSTIC

Safety

25



Height 6-1
Weight 210
Born 1/17/61
College Michigan
How Acquired D 2b, 1983
NFL 4th Year

1985: Oilers' strong safety, started all 16 games... Finished sixth overall and second among DBs in total tackles with 109 on 75 solos and 34 assists... Other stats included three interceptions, 5½ QB sacks (tied for team lead with Jesse Baker and Rod Kush), 17 passes defensed, a forced fumble, and a fumble recovery... Contributed ten tackles against Pittsburgh on September 22... Versus Bengals October 20, had complete game with five tackles, a sack, three passes defensed, and an interception... Chipped in seven stops, pair of "bat-downs," and pick-off against Chiefs... Matched career high for solos with ten (13 overall tackles) in Steeler rematch... Forced a fumble, recovered one, shared a sack, and had eight tackles in San Diego game November 24, then blocked a punt in season finale at Indianapolis.

PRO: One of Oilers' most physical players, has not missed a game in three-year career... Started all 16 games in 1984, and was one of only two Oilers to record over 100 solo tackles (101 solos, 51 assists)... 152 total stops ranked third behind Robert Abraham and Gregg Bingham, and was most among DBs... Scored only NFL TD against Cleveland (11/25/84) after stripping ball on blitz from QB Paul McDonald and running 25 yards for six-pointer... Set personal pro standard with 15 total tackles (9, 6) versus Colts (9/9/84), and had ten solos on two occasions (prior to '85), versus Cleveland (12/16/84) and Tampa Bay (11/27/83)... After playing reserve role for first four games of rookie season, started final 12 at safety and finished third in tackles with 91... Also registered three QB sacks and pair of interceptions... Selected as the Oilers' second choice in round two (42nd overall) of 1983 draft on pick obtained from Seattle.

COLLEGE/PERSONAL: Had standout career at Michigan... Finished tenure in Ann Arbor with total of 201 tackles and ten interceptions, a pick-off total that ranked fifth on all-time Wolverine list... Was selected First Team All-Big Ten by both AP and UPI, as well as receiving Second Team All-America honors from UPI, Football News, and College and Pro Football News-weekly following senior season... That year, tied for conference lead with five interceptions (119 return yds. and 1 TD)... Began collegiate career at free safety before being switched to strong safety early in 1980... Attended Pioneer High School in Ann Arbor, lettering in football, basketball, and track... Born January 17, 1961 in Ann Arbor, Michigan.

NFL STATISTICS

YEAR	TEAM	G-S	TACK.	ASST.	TOTAL	FUM. REC.	FUM. FOR.	INT.	YDS.	QB SACK
1983	Houston	16-12	70	21	91	0	0	2	0	3
1984	Houston	16-16	101	51	152	2	2	0	0	2
1985	Houston	16-16	75	34	109	1	1	3	28	5½
3-YEAR TOTALS		48-44	246	106	352	3	3	5	28	10½

ADDITIONAL STATS

Passes Defensed: 9 in 1983, 6 in 1984, 17 in 1985 for total of 32

Blocked Punt: 1 in 1985

Touchdown: 25-yd. fum. rec. vs. Cleveland, 11/25/84

TOM BRIEHL

Linebacker

92



Height 6-3
 Weight 247
 Born 9/8/62
 College Stanford
 How Acquired D 4, 1985
 NFL 2nd Year

1985: Served as back-up at outside linebacker behind Robert Lyles and Frank Bush last season... Saw action in all 16 games, with extensive playing time coming on special teams... Totaled 26 tackles on 11 solos and 15 assists (5-6-11 on special teams)... Had four assists against Denver October 6... Recovered a fumble in 44-27 win over Cincinnati October 20... Had season-high five tackles (3, 2) in Bengal rematch December 1.

COLLEGE/PERSONAL: Was drafted by Oilers in fourth round (87th overall) in 1985... Ended career at Stanford with 72 solos and a matching number of assists for 144 total stops... As a senior, finished with 30 solos and 40 assists which included ten tackles for losses... Was invited to play in Hula Bowl... Top game that season came at Arizona with eight tackles and only interception of collegiate career... Returned that pick-off 53 yards for touchdown... Attended Gerard High School in Phoenix, lettering in football and track... Had 130 tackles as a senior and was twice named All-State... Was high school state champion in 440-yard dash as a junior and senior... Also placed in long jump in state meet in 1981... Born September 8, 1962 in Phoenix, Arizona.

NFL STATISTICS

YEAR	TEAM	G-S	TACK.	ASST.	TOTAL	FUM. REC.
1985	Houston	16-0	11	15	26	1

STEVE BROWN

Cornerback

24



Height 5-11
 Weight 189
 Born 3/20/60
 College Oregon
 How Acquired D 3c, 1983
 NFL 4th Year

1985: Career continued to blossom, playing in 15 games with 14 starts at left corner... Ended season with 63 solos and 23 assists for 86 total stops... Paced Oilers with five interceptions (41 return yds.)... Also had 15 passes defensed, a sack, and a fumble recovery... Personal highlight came in season-opening 26-23 upset of Miami on September 8 with seven solos and two interceptions of Dan Marino... Effort earned AFC Defensive Player of the Week honors... Following week, had eight tackles and pick-off of Joe Theismann pass in Houston's narrow 16-13 road loss to Washington... Against Buffalo, produced six tackles and a sack... Established personal best for tackles with 11 (plus an interception) versus Giants December 8... In season finale, notched eight tackles and three passes defensed against Colts.

PRO: Started every game in '84 at LCB and finished with 65 tackles (47, 18)... Also had one interception (club-best 26-yd. return) and two forced fumbles... As a rookie, saw action in all 16 games with ten starts... 60 total tackles included career-best eight solos versus Minnesota (10/16/83) and Kansas City (10/23/83)... Finished second in AFC kickoff returns with 25.6-yard average (795 yds. on 31 returns) including 81-yarder against Tampa Bay (11/27/83)... Only career touchdown came on 93-yard return in game with Cleveland (12/11/83)... Single game high for kickoff return yards was 119 (5 returns) versus Vikings (10/16/83)... Was selected as kick returner on Pro Football Weekly's All-Rookie team... Selected as Oilers' third choice in round three (83rd overall) of 1983 draft.

COLLEGE/PERSONAL: Was kickoff returner for all four seasons at Oregon, finishing with 78 returns for 1868 yards (23.9-yd. avg.)... Best KOR season came in '81 with 26 returns for 694 yards (26.7 avg.) and a 93-yard TD... Returned punts as a senior and led PAC-10 with 10.3-yard average (18/185 yds.)... Had collegiate career best 70 tackles as a senior with three interceptions and five fumble recoveries... Was Honorable Mention All-America that season... Played in Hula Bowl... Sister Olivia is regular on NBC's "Miami Vice"... Appeared in '84 episode of that show in role of bodyguard... A serious actor, has joined the Screen Actor's Guild... Attended McClatchy High School in Sacramento, California... Born March 20, 1960 in Sacramento, California.

NFL STATISTICS

YEAR	TEAM	G-S	TACK.	ASST.	TOTAL	FUM. REC.	FUM. FOR.	INT.	YDS.
1983	Houston	16-10	48	12	60	0	0	1	16
1984	Houston	16-16	47	18	65	1	2	1	26
1985	Houston	15-14	64	23	87	1	0	5	41
3-YEAR TOTALS		47-40	159	53	212	2	2	7	83

ADDITIONAL STATS

Passes Defensed: 4 in 1983, 10 in 1984, 15 in 1985 for total of 29
Kickoff Returns: 31 for 795 yds., 25.6 avg., long 93t in 1983; 3 for 17 yds., 5.7 avg., long 17 in 1984; 2 for 45 yds., 22.5 avg., long 28 in 1985 for total of 35 for 857 yds., 24.5 avg., long 93t
Touchdowns: 93-yd. kickoff return vs. Cleveland, 12/11/83

FRANK BUSH

Linebacker

94



Height 6-1
Weight 218
Born 1/10/63
College N.C. State
How Acquired D 5b, 1985
NFL 2nd Year

1985: Was pleasant surprise for Oilers last season ... Played in all 16 games with 11 starts ... Earned NFL First Team All-Rookie honors from UPI ... Became starting right outside linebacker in sixth game following knee injury to Johnny Meads ... Ended up with 61 solos and 53 assists for 114 total stops (9-6-15 on special teams was second on club) ... Also had four QB sacks, three fumble recoveries (second on team), two forced fumbles, and a pass defensed ... Credited with two blocked punts ... Had six solos and pass defensed in only multi-sack game of season (2) versus Denver October 6 ... Contributed 12 stops (6, 6) and forced a fumble in game with Cleveland the following week ... Had season-high seven solos (plus 3 assists) and a blocked punt in 20-10 win over St. Louis October 27 ... Blocked punt versus Cardinals was returned 20 yards for a TD by Mike Akiu ... Top tackle game of season came against Buffalo November 10 with 15 (5, 10), then had 14 the next week in game with Pittsburgh.

COLLEGE/PERSONAL: Was drafted by Oilers in fifth round (133rd overall) in 1985 on pick acquired from Kansas City in Bob Hamm trade ... Was a three-year starter at North Carolina State, compiling 102 solos and 145 assists for total of 247 ... In collegiate career, also had 15 QB sacks, 16 tackles for losses (- 31 yds.), and four interceptions ... As a senior, had 36 solos and 33 assists (69 total) as teams chose to run to opposite side ... Forced four fumbles (recovered three of them) and returned an interception 61 yards versus Maryland during final Wolfpack campaign ... In junior season, had personal best eight sacks plus a 37-yard interception return for a TD against Wake Forest ... Compiled most tackles as a sophomore with 92 (31, 61) ... Attended Clark Central High School in Athens, Georgia, lettering in football, basketball, and track ... Born January 10, 1963 in Athens, Georgia.

NFL STATISTICS

YEAR	TEAM	G-S	TACK	ASST.	TOTAL	REC.	FUM. FOR.	QB SACK
1985	Houston	16-11	61	53	114	3	2	4

ADDITIONAL STATS

Passes Defensed: 1 in 1985

RICHARD BYRD

Defensive Tackle

71



Height 6-3
Weight 255
Born 3/20/62
College . Southern Mississippi
How Acquired D 2b, 1985
NFL 2nd Year

1985: As a rookie, saw action in 15 games in reserve role for Oilers... September 29 Dallas game was only contest missed... Played on special teams and as back-up for defensive ends Ray Childress and Jesse Baker... Contributed 19 solos and 34 assists for total of 53 tackles (1-1-2 on special teams)... Also was credited with a QB sack, a pass defensed, and a fumble recovery... In 44-27 win over Cincinnati October 20, had two solos, a sack, and a fumble recovery... The following week in victory over St. Louis, notched six total stops and a pass defensed... Responsible for seven tackles against Pittsburgh (11/17) and six against Cleveland (12/15)... In season finale at Indianapolis, had season-high eight tackles on four solos and four assists.

COLLEGE/PRO: Was drafted by Oilers in second round (36th overall) in 1985... Was a three-year starter at Southern Mississippi compiling statistical totals of 173 solos and 108 assists for 281 total stops... Also had 16 career QB sacks, nine tackles for losses, ten pass deflections, and three fumble recoveries... As a senior, notched 52 solos and earned AP First Team All-South Independent and All-Metro Conference... Was selected to play in East-West Shrine Game, Blue-Gray Game, and Senior Bowl... Top games of final season included 13 tackles against Mississippi State, 12 versus Memphis State, and ten in game with Tulane (2 sacks vs. Green Wave)... Had 52 solos as a junior to go along with eight QB drops... Career-best 55 solos in sophomore season... Attended Jim Hill High School in Jackson, Mississippi... Was named to five different high school All-America teams and was also voted top defensive player in the state by Jackson Clarion-Ledger... Born March 20, 1962 in Natchez, Mississippi.

NFL STATISTICS

YEAR	TEAM	G-S	TACK.	ASST.	TOTAL	FUM. REC.	QB SACK
1985	Houston	15-0	19	34	53	1	1

ADDITIONAL STATS

Passes Defensed: 1 in 1985

RAY CHILDRESS

Defensive End

79



Height 6-6
 Weight 267
 Born 10/20/62
 College Texas A&M
 How Acquired D 1a, 1985
 NFL 2nd Year

1985: Lived up to Oilers' high expectations in rookie season... Started all 16 games at left end and finished second behind Avon Riley (147) with 135 total tackles on 71 solos and 64 assists... Also credited with 4½ QB sacks, two forced fumbles, and a fumble recovery... Accomplishments earned First Team All-Rookie honors from Pro Football Writers of America and Football Digest... Was also runner-up to Duane Bickett as NFLPA Defensive Rookie of the Year... Had seven games with double digit tackles... Opened season with nine stops and a sack in Oilers' 26-23 upset over Dolphins, then followed with 11 tackles the next week at Washington... On October 27, had 11 total tackles, including season-best eight solos, plus a QB drop in 20-10 win over St. Louis... Had only multi-sack game (2) against Buffalo November 10... Over last six games of season, averaged 10.5 tackles per contest... In that span, had 12 against Pittsburgh, seven against San Diego, ten against Cincinnati, 13 against N.Y. Giants, 12 against Cleveland, and ten against Indianapolis.

COLLEGE/PERSONAL: Was first of two first round picks by Oilers and third player drafted overall in 1985... Was the first defensive player picked by Houston in the first round since Robert Brazile was chosen in 1975... Enjoyed standout career at Texas A&M that included 220 solos and 140 assists for 360 total tackles, 26 QB sacks, and nine fumble recoveries... In senior season, was credited with 124 tackles (68, 56) and ten sacks to earn First Team All-America honors from UPI and The Sporting News... Also was First Team All-Southwest Conference and was one of 12 finalists for Lombardi Trophy... Selected to play in Hula Bowl and Japan Bowl... Had more than ten tackles in seven of ten games in 1984 senior campaign, including career-best 26 against Arkansas... Won Sports Illustrated Defensive Player of the Week that year for performance against Texas Christian (16 tackles, 3 sacks)... Was also First Team All-SWC as junior with 117 tackles (82, 35) plus 15 sacks... Was twice AP Player of the Week in '83 versus Arkansas (17 tackles, 4 sacks) and against Baylor (5 tackles, 2 sacks, 23-yd. int. return for TD)... Won starting job midway through freshman campaign... Attended Pearce High School in Richardson, Texas, earning All-America, All-South, All-District, and All-State honors in senior season... Born October 20, 1962 in Memphis, Tennessee.

NFL STATISTICS

YEAR	TEAM	G-S	TACK	ASST.	TOTAL	REC.	FUM. FOR.	QB SACK
1985	Houston	16-16	71	64	135	1	2	4½

ADDITIONAL STATS

Passes Defensed: 1 in 1985

JOE COOPER

Placekicker

8



Height 5-10
 Weight 175
 Born 10/30/60
 College Cal-Berkeley
 How Acquired FA, 1986
 NFL 2nd Year

1985: Reported to training camp as one of the competitors for Oilers' placekicking job after holding that position for last seven games of 1984 season... Eventually lost job to Tony Zendejas and was released prior to season... In '86, will once again compete with Zendejas for kicking job.

PRO: A right-footed soccer-style kicker, was initially signed by Oilers November 2, 1984 to replace injured Florian Kempf (back)... Was attending school at San Joaquin College of Law when call from Oilers came... At tryout, won job over several kickers with NFL experience... In seven games in '84, connected on 13 of 13 PATs and 11 of 13 FGs for 46 total points... Hit post on first-ever pro FG attempt versus Steelers, but rebounded to hit next nine tries... Did not have necessary 16 field goal attempts to contend for title, but 84.6% conversion rate would have placed second in NFL... Had season-best 44-yard FG that provided winning margin in Oilers' 17-16 road victory over Kansas City (11/11/84)... Made up for earlier miss against Pittsburgh with 30-yard field goal in overtime to beat Steelers 23-20 (12/2/84)... Had received tryout with San Diego at beginning of '84 season, but was released following third pre-season game.

COLLEGE/PERSONAL: During career at California-Berkeley, converted 26 of 55 field goals and 72 of 74 PATs for 150 total points... Led Golden Bears in scoring in both junior and senior seasons... In 1982 senior season, was good on 23 of 24 PATs and 11 of 23 FGs... Junior stats included 21 of 21 PATs and six of 12 FGs while sophomore totals featured one of three FGs and two of two PATs... As a freshman, compiled stats that included 26 of 27 PATs and eight of 17 FGs (career-high 52-yarder vs. Georgia Tech)... Attended Bullard High School in Fresno, California, lettering in football, soccer, and baseball... Was All-State in soccer and All-Northern California as kicker... Born October 30, 1960 in Fresno, California.

NFL STATISTICS

YEAR	TEAM	G	PATs	FGs	PCT.	NET YDS.	AVG. MADE	LG	PTS.
1984	Houston	7	13/13	11/13	.846	347	31.5	44	46

FIELD GOAL ACCURACY

YEAR	1-19	20-29	30-39	40-49	50-PLUS	TOTAL	PCT.
1984	2/2	2/2	4/4	3/5	0/0	11/13	.846

1984 KICKING

at Pittsburgh (43); at Kansas City (44); N.Y. Jets (43); at Cleveland (39); Pittsburgh (19, 32, 30); at L.A. Rams (21, 42, 18); Cleveland (42, 33, 26)

JEFF DONALDSON

Safety

31



Height 6-0
 Weight 193
 Born 3/19/62
 College Colorado
 How Acquired D 9a, 1984
 NFL 3rd Year

1985: Appeared in all 16 games as reserve for Oilers... Compiled 50 total tackles on 37 solos and 13 assists... Of that total, 11 solos and nine assists were on special teams, a figure that was tops on club... Other stats included pair of fumble recoveries and pair of QB sacks... Also returned six punts for 35 yards (5.8 avg.) and five kickoffs for 93 yards (18.6 avg.)... Had four tackles and 1/2 sack in 16-13 loss at Washington September 15... Credited with partially blocked punt against St. Louis on October 27... Produced six total stops in Kansas City game and had a sack and fumble recovery versus Buffalo.

PRO: Versatility, intelligence, and ability to hit hard are traits that initially impressed coaching staff... Played in all 16 games as a rookie in 1984, including two starts at safety, both against Cleveland (11/25, 12/16)... Finished with 23 solos and 19 assists, plus a forced fumble... Had most productive game in '84 season finale with Browns by making ten tackles (5, 5)... Best solo stop performance came with six versus 49ers (10/21/84)... First choice in ninth round (226th overall) for Oilers in 1984 NFL draft.

COLLEGE/PERSONAL: Had nine career interceptions at Colorado... Was also a punt returner for Buffalos, finishing with 30 career returns for 270 yards (9.0 avg., long 58)... Shared team pick-off lead as a senior with four for total of 57 return yards including 44-yard TD versus Oregon State... Was tops among Colorado DBs (third overall) with 79 total tackles as a senior (48, 31)... Ironically, led DBs as junior with exact same tackle total... Most productive tackle season came in sophomore season with 83 (45, 38)... Started all 11 games as a sophomore and junior... Was three-sport standout and all-league defensive back at Fort Collins (Col.) High School... Finished among state leaders in 1979 in both punt returns (19.1 avg.) and kickoff returns (29.4 avg.)... Born March 19, 1962 in Fort Collins, Colorado.

NFL STATISTICS

YEAR	TEAM	G-S	TACK.	ASST.	TOTAL	FUM. REC.	FUM. FOR.	QB SACKS
1984	Houston	16/2	23	19	42	0	1	0
1985	Houston	16/0	37	13	50	2	0	2
2-YEAR TOTALS		32-2	60	32	92	2	1	2

ADDITIONAL STATS

Passes Defensed: 1 in 1984, 2 in 1985 for total of 3

Punt Returns: 6 for 35 yds., 1 FC, 5.8 avg., long 13 in 1985

Kickoff Returns: 5 for 93 yds., 18.6 avg., long 22 in 1985

CHRIS DRESSEL

Tight End

88



Height 6-4
 Weight 238
 Born 2/7/61
 College Stanford
 How Acquired D 3b, 1983
 NFL 4th Year

1985: Lost starting job to Jamie Williams, but still saw action in every Oiler game... Totaled three catches for 17 yards, a 5.7-yard average, and a touchdown... Also got playing time on special teams and finished with three solos and a single assist... Played fullback for most of St. Louis game due to injury to Mike Rozier on October 27... Caught three-yard scoring loss against Kansas City in 23-20 Oiler win on November 3... Had season-best 12-yard reception versus Buffalo on November 10... Will compete to win back starting position with Williams and Mike McCloskey.

PRO: Started all 16 games in '84, and was one of only two Oilers (Jamie Williams was other) to catch at least one pass in every game... Finished '84 season with streak of 28 straight games with at least one catch... Caught 40 balls for 378 yards and pair of TDs in '84, including career-best seven snags versus Dolphins (10/14/84)... Also established career-high that season with 42-yard reception in game with 49ers (10/21/84)... As a rookie, started in 14 of 16 games and had a reception in all but two appearances... Yardage-wise, had best game in '83 with 49 yards on three catches against Steelers (10/2/83)... Returned four kickoffs in first year for 50 yards and rushed once for gain of three... Selected with Oilers' second choice in round three (obtained from Seattle), 69th pick overall in 1983 draft.

COLLEGE/PERSONAL: Was three-year starter at Stanford and was one of favorite targets of John Elway (now with Denver)... Career stats included 85 receptions for 1041 yards (12.2 avg.) and two TDs... Best season came as a senior with 44 catches (second on team and sixth best in PAC-10) for 580 yards (13.2 avg.)... Was selected to All-PAC 10 squad and to East-West Shrine and Japan Bowl rosters following senior campaign... Was also AP Honorable Mention All-America... Had two 100-plus yard games in '82 (6/106 yds. vs. Washington, 8/104 yds. vs. Ohio State)... Was outstanding performer at El Dorado (Cal.) High School, being named Orange County's Athlete of the Year while lettering in football, basketball, and track... Was captain of basketball team for three seasons and also placed third in discus throw in state track meet... Born February 7, 1961 in Placentia, California.

NFL STATISTICS

YEAR	TEAM	G-S	NO.	YDS.	AVG.	LONG	TD
1983	Houston	16-14	32	316	9.9	35t	4
1984	Houston	16-16	40	378	9.5	42	2
1985	Houston	16-0	3	17	5.7	12	1
3-YEAR TOTALS		48-30	75	711	9.5	35t	7

ADDITIONAL STATS

Kickoff Returns: 4 for 50 yds., 12.5 avg., long 13 in 1983

Rushing: 1 for 3 yds. in 1983

Tackles: 3-1-4 in 1985

WILLIE DREWREY

Wide Receiver/KR-PR

82



Height 5-7
Weight 158
Born 4/28/63
College West Virginia
How Acquired D 11, 1985
NFL 2nd Year

1985: Beat odds as eleventh round draft pick to make final roster... Impressed coaches with return ability and quickness... Appeared in 14 games for Houston, missing Buffalo (11/10) and Pittsburgh (11/17) games due to ankle sprain... Finished sixth in the AFC with 24 punt returns for 215 yards and a 9.0 average... Ranked third in the conference (behind Cleveland's Glen Young and Indianapolis' Albert Bentley) in kickoff return average with a 24.7 mark on 26 run-backs for 642 yards... Additional stats included two receptions for 28 yards and a pair of rushes for - 4 yards... Averaged 13.3 on three punt returns for 40 yards in 44-27 win over Cincinnati October 20... In following week's 20-10 besting of St. Louis, had kickoff return for 38 yards plus two PRs for 27 more... Returned four kicks for 110 yards (long 37) in 23-20 edging of Kansas City November 3... Had season-best 135 yards on five kick returns, including 50-yarder, against Bengals December 1... Caught 19-yard pass versus Giants in next week's game.

COLLEGE/PERSONAL: Was drafted by Oilers in eleventh round (292nd overall) in 1985... In career at West Virginia, returned 54 kicks for 1319 yards (24.4 avg.) and 108 punts for 1109 yards (10.3 avg.)... Also caught 52 passes for 935 yards (18.0 avg.)... In Mountaineer career, scored five TDs receiving, three on punt returns, and one on kickoff return... As a senior, caught 36 balls for 594 yards (16.5 avg.) and pair of TDs (long 43)... In 1984, had career-best 93-yard kick return (for TD) versus Syracuse and also had 74-yard punt return for a score against Pittsburgh... As a sophomore, had Gator Bowl record (82-yard punt return in game with Florida State and also had 75-yard punt return against Rutgers... Attended Northern Burlingham High School in Columbus, New Jersey, earning All-State honors and being selected as school's Offensive Player of the Year... Born April 28, 1963 in Columbus, New Jersey.

NFL STATISTICS

YEAR	TEAM	KICKOFF RETURNS							PUNT RETURNS				
		G-S	NO.	YDS.	AVG.	LG	TD	NO.	FC	YDS.	AVG.	LG	TD
1985	Hou.	14-0	26	642	24.7	50	0	24	10	215	9.0	23	0

ADDITIONAL STATS

Receiving: 2 for 26 yds., long 19 in 1985

Rushing: 2 for - 4 yds., long 5 in 1985

BO EASON

Safety

21



Height6-2
 Weight200
 Born3/10/61
 CollegeCal-Davis
 How AcquiredD 3b, 1984
 NFL3rd Year

1985: After additional weight work increased upper body strength, came on to earn starting free safety position ... Was an NEA Second Team All-NFL selection... Ended up starting all 16 games and finished with 89 solos and 46 assists for 135 total tackles (includes 2-2-4 on special teams), good for third on the team and first among DBs ... Also chipped in with three interceptions for 55 yards (18.3-yd. avg.), five passes defensed, and two QB sacks... Had seven games with double-figures in total tackles... Notched 12 stops (8, 4) against Pittsburgh September 22... Had 55-yard interception return on October 20 in 44-27 victory over Cincinnati... Over four-game stretch from November 10-December 1, contributed 53 tackles (13.3 per game)... Made 14 (9, 5) versus Bills, career-best 16 (12, 4) versus Steelers, ten (6, 4 plus sack and two interceptions) versus Chargers, and 13 (8, 5) versus Bengals.

PRO: As a rookie in 1984, saw action in ten games with one start (vs. Rams 12/9/84)... Ended season with 35 total tackles (18, 17), one interception, a fumble recovery, and a sack... Played eight games before injuring knee and requiring arthroscopic surgery... Was placed on injured reserve, then activated following minimum four-week stay... Selected with the Oilers' second choice in round two (54th overall) in 1984 draft.

COLLEGE/PERSONAL: Notched 11 career interceptions at Cal-Davis for 238 yards (21.6 avg.) and three touchdowns... Honors included AP First Team Little All-America in 1983, Football Coaches First Team 1-AA All-America in '83, and First Team All-NCAC (Northern California Athletic Conference) in 1982 and '83... Served as team captain in both junior and senior seasons and was selected to play in both East-West Shrine Game and Japan Bowl... Led team with six interceptions for 95 yards and a TD as a senior... In junior campaign, also had six pick-offs, but for 143 yards (28.6 avg.) and pair of touchdowns... Majored in political science... Was a three-sport standout at Delta High School in Walnut Grove, California... The youngest of six children, brother Tony quarterbacked the New England Patriots... Born March 10, 1961 in Walnut Grove, California.

NFL STATISTICS

YEAR	TEAM	G-S	TACK	ASST.	TOTAL	FUM. REC.	INT.	YDS.	LONG
1984	Houston	10-1	18	17	35	1	1	20	20
1985	Houston	16-16	89	46	135	0	3	55	55
2-YEAR TOTALS		26-17	107	63	170	1	4	75	55

ADDITIONAL STATS

Passes Defensed: 2 in 1984, 5 in 1985 for total of 7
 Sacks: 1 in 1984, 2 in 1985 for total of 3

STAN EDWARDS

Running Back

32



Height6-0
 Weight210
 Born5/20/60
 CollegeMichigan
 How AcquiredD 3b, 1982
 NFL5th Year

1985: Continued to be fine "situation" player for Oilers... Appeared in 15 games and rushed 25 times for 96 yards (3.8 avg.) and a TD... Also caught seven balls for 71 yards (10.1 avg.) and made two total tackles on special teams... Rushed three times for 23 yards including season-best 19-yarder in 26-23 victory over Miami on September 8... Broke off 14-yard run against Cleveland October 13... Enjoyed finest game of season October 20 in 44-27 win over Bengals with season-best 12 carries for 28 yards and a touchdown, plus three receptions for 45 yards including career-high 31-yarder... In season finale versus Colts, caught three passes.

PRO: Good receiving skill has led to dependability in third down situations... Played in 14 games in 1984 with one start... Finished season second on team rushing chart (behind Larry Moriarty) with 267 yards on 60 attempts (4.5 avg.) while also catching 20 balls for 151 yards (7.6 avg.)... Established career bests in only start of '84 (vs. Steelers, 12/2/84) for rushing attempts (25), rushing yards (79), and catches (5)... Had longest run from scrimmage of career (20 yds.) against Kansas City (11/11/84)... Was sidelined for opening two games of rookie season due to shoulder separation... Obtained by Oilers with second choice in third round on pick acquired from Giants in Rob Carpenter trade.

COLLEGE/PERSONAL: Finished career at Michigan as the ninth leading rusher in school history with 2040 yards on 426 attempts (4.8 avg.) and 13 touchdowns... Also caught 31 passes for 339 yards (10.9 avg.) and three scores... Was reunited with college teammate Butch Woolfolk last season... A durable player, started all but one game over final two years... Had five 100-plus yard games during career... Averaged 5.0 yards per carry in senior season with 437 yards on 88 rushes... Best collegiate game was 164 yards rushing against Purdue as a junior (29 carries)... Owns a women's shoe store in Michigan... Majored in educational administration... Was a four-sport standout at Kettering High School in Detroit... Born May 20, 1960 in Detroit, Michigan.

NFL STATISTICS

YEAR	TEAM	RUSHING						RECEIVING				
		G-S	ATT	YDS.	AVG.	LG	TD	NO.	YDS.	AVG.	LG	TD
1982	Houston	7-4	15	58	3.9	8	0	9	53	5.9	21	0
1983	Houston	14-1	16	40	2.6	9	0	9	79	8.8	20	1
1984	Houston	14-1	60	267	5.6	20	1	20	151	7.6	20	0
1985	Houston	15-0	25	96	3.8	19	1	7	71	10.1	31	0
4-YEAR TOTALS		50-6	116	461	4.0	20	2	45	354	7.9	31	1

MIKE GOLIC

Defensive End

68



Height6-5
Weight265
Born12/12/62
College Notre Dame
How Acquired D 10, 1985
NFL1st Year

1985: Suffered ligament damage to ankle very early in training camp and was sidelined for entire season... Rehabilitation has gone well and should be ready to compete for roster spot in '86 camp.

COLLEGE/PERSONAL: Was drafted by Oilers in tenth round (255th overall) in 1985... Was a four-year letterman at Notre Dame, finished career with 62 solos and 38 assists (100 total) plus four QB sacks and 11 tackles for losses... Top game of senior season included eight solo tackles against Missouri... Had finest year as a junior, being named as team's MVP in vote by squad... Led all players that season with ten tackles for losses... Had ten tackles against South Carolina and earned game ball versus Colorado in 1983... Also was a member of wrestling team at Notre Dame, compiling 25-2 record as sophomore before injury prevented participation in NCAA regionals... Was 13-4 in limited action for Irish grapplers as junior... Attended St. Joseph High School in Cleveland, lettering in football, wrestling, and baseball... Was AP and UPI First Team All-State as linebacker and received Lou Groza Award as top high school player from Cleveland Touchdown Club... Brother Bob played for Notre Dame and now is with Cleveland Browns while another brother, Greg, also played for Fighting Irish... Born December 12, 1962 in Cleveland, Ohio.

JOHN GRIMSLEY

Linebacker

59



Height6-2
Weight232
Born2/25/62
College Kentucky
How Acquired D 6a, 1983
NFL3rd Year

1985: Second-year player who saw action in 15 games with one start... For season, was in on 91 total tackles including 49 solos and 42 assists (includes 3-1-4 on special teams)... Also had one fumble recovery and one forced fumble... Produced eight tackles against Cleveland on October 13... Contributed nine total stops and a forced fumble versus Bills, then followed it up the next week with eight tackles in game with Steelers November

17... Made only start of brief career on November 24 against San Diego and impressed with nine tackles... Matched career high for total hits with 11 (3, 8) in loss to Giants December 8.

PRO: Was one of surprises of '84 training camp as middle round draft choice who made club, then appeared in all 16 games... Finished rookie campaign with 73 tackles (51, 22) and a forced fumble... Established personal best for solo stops with eight against Cincinnati (10/28/84), and also had 11 total tackles against Pittsburgh following week... Selected on the Oilers' first choice in the sixth round (141st overall) in 1984.

COLLEGE/PERSONAL: Was a three-year starter at Kentucky at linebacker while leading the Wildcats in tackles in each of those seasons... Finished with 256 solo stops and 175 assists for total of 431 tackles plus an interception... Best season came as junior, posting totals of 90 solos and 67 assists... Was a defensive back as a freshman before being converted to linebacker... Attended McKinley High School in Canton, Ohio... Born February 25, 1962 in Canton, Ohio.

NFL STATISTICS

YEAR	TEAM	G-S	TACK.	ASST.	TOTAL	FUM. REC.	FUM. FOR.
1984	Houston	16-0	51	22	73	0	1
1985	Houston	15-1	49	42	91	1	1
2-YEAR TOTALS		31-1	100	64	164	1	2

DREW HILL

Wide Receiver

85



Height 5-9
 Weight 170
 Born 10/5/56
 College Georgia Tech
 How Acquired Trade, 1985
 NFL 7th Year

1985: Was acquired from the Rams on July 2 in exchange for a seventh round draft choice in 1986 and a fourth rounder in '87... Enjoyed outstanding season for Oilers, catching more balls in '85 than in previous five NFL seasons... Started all 16 games at wide receiver, finishing with 64 receptions for 1169 yards (18.3 avg.) and club-leading nine touchdowns... Caught at least one pass in 15 of 16 Oiler games (shut out 11/17 vs. Steelers)... Finished third in AFC and fifth in NFL in reception yards, trailing Seattle's Steve Largent (1287), Philadelphia's Mike Quick (1247), Washington's Art Monk (1226), and San Diego's Wes Chandler (1199)... Yardage total was fifth best in Oiler history... Also returned one kickoff for 22 yards... Had three catches for 88 yards including 57-yard TD against Dallas September 29... In 44-27 win over Bengals, caught four balls for 58 yards including 34-yard score... Had first 100-yard game as Oiler with six snags for 132 yards (37-yd. TD) in 20-10 besting of St. Louis October 27... Following week, caught seven throws for 88 yards (23-yd. TD) in 23-20 triumph over Kansas City... Grabbed four passes for 84 yards and a score in 37-35 edging of Chargers

November 24... In Oilers' next game, caught seven balls for 129 yards against Cincinnati... Again went over the 100-yard mark on December 8 with six-catch, 103-yard effort versus N.Y. Giants... Closed season at Indianapolis with spectacular, career-best performance that included nine receptions for 210 yards and two touchdowns.

PRO: With 19 touchdowns on 124 career catches, has caught TD pass on 15.3% of pro receptions... 20.3-yard per-catch average is one of highest among active NFL receivers... Spent first five seasons of career with L.A. Rams... Started all 16 games in 1984, but shared playing time with Ron Brown... Finished with 14 catches for 390 yards and four TDs with 27.9-yard average leading the NFL (minimum 10 catches)... Also had 26 kick returns for 543 yards (20.9 avg.)... Thus set Ram career records for most kick returns (171) and most kick return yards (3348)... Had 57-yard touchdown catch in win over Oilers (12/9/84)... Missed entire 1983 season due to herniated disc, but returned to run sub-4.5 in 40-yard dash... Averaged 22.2-yards per-catch (16/355 yds.) with three TDs in 1981... Set team single-season records in '81 for kick returns (60) and yards (1170)... Boasted 21.9-yard reception average in 1980 (19/416 yds.), including career-best 74-yarder (TD) against Atlanta (10/26/80)... In first regular season Rams game played at Anaheim Stadium (9/7/80), returned opening kickoff 98 yards for touchdown... Over first two NFL seasons, returned 83 kickoffs for 1683 yards (20.3 avg.)... Drafted by Rams in twelfth round in 1979.

COLLEGE/PERSONAL: Was one of nation's top kick returners during career at Georgia Tech... Finished with 84 career returns for 2361 yards (28.1 avg.)... Also caught 56 passes for Yellow Jackets... As a senior, returned 19 kicks for 570 yards, two TDs, and a 30.0-yard average that led the nation... In addition, had 36 receptions for 706 yards (19.6 avg.) and four TDs that year... Performance earned Japan Bowl invitation... Attended Newnan (Ga.) High School, lettering in football, basketball, baseball, and track... Born October 5, 1956 in Newnan, Georgia.

NFL STATISTICS												
YEAR	TEAM	RECEIVING						KICK RETURNS				
		G-S	NO.	YDS.	AVG.	LG	TD	NO.	YDS.	AVG.	LG	TD
1979	Rams	16-4	4	94	23.5	43	1	40	803	20.1	39	0
1980	Rams	16-16	19	416	21.9	74†	2	43	880	20.5	98†	1
1981	Rams	16-11	16	355	22.2	45	3	60	1170	19.5	50	0
1982	Rams	9-2	7	92	13.1	23	0	2	42	21.0	24	0
1983		INJURED RESERVE										
1984	Rams	16-16	14	390	27.9	68	4	26	543	20.9	40	0
1985	Houston	16-16	64	1169	18.3	57	9	1	22	22.0	22	0
6-YEAR TOTALS		89-65	124	2516	20.3	74†	19	172	3460	20.1	98†	1

ADDITIONAL STATS

Punt Returns: 3 for 22 yds., 7.3 avg., long 12.

100-YARD GAMES

DATE	OPPONENT	NO.	YDS.	AVG.	LONG	TD
9/28/80	at N.Y. Giants	2	109	54.5	60	0
10/26/80	at Atlanta	3	117	39.0	74†	1
9/16/84	at Pittsburgh	4	152	38.0	68	1
10/27/85	at St. Louis	6	132	22.0	37†	1
12/1/85	at Cincinnati	7	129	18.4	46	0
12/8/85	N.Y. GIANTS	6	103	17.2	47	0
12/22/85	at Indianapolis	9	210	23.3	40†	2

PAT HOWELL

Guard

66



Height 6-6
Weight 265
Born 3/12/57
College USC
How Acquired FA, 1983
NFL 8th Year

1985: Saw action in only two games in injury-plagued season... Spent first five weeks of season on injured reserve list due to shoulder ailment... Played against Bengals on October 20 and Chargers on November 24... Hoping to compete for spot in '86.

PRO: A versatile performer, has seen action at both right and left guard during NFL career... Played 11 games in '84 with six starts at right guard... Joined Oilers for final nine games of 1983 season (signed 10/17/83) after being released by Atlanta... Had played for Falcons from 1979 through second game of '83 season... Started all nine games of strike-shortened 1982 campaign... Prior to that, most starts came in rookie season of 1979 with five as fill-in for injured R.C. Thielemann... Offensive line coach for first four Falcon seasons was Bill Walsh, current Oiler OL coach... Was a second round draft pick by Atlanta in 1979.

COLLEGE/PERSONAL: As a senior at USC, earned All-America honors from Football Writers of America, AP, and American Football Coaches... Earned B.A. in speech communication... Was one of the top finishers in Hollywood try-outs for role as "The Incredible Hulk" while a student at USC... Attended Fresno (Cal.) High School... Born March 12, 1957 in Fresno, California.

NFL STATISTICS

GAMES/STARTS: 1979: 15/5, 1980: 5/0, 1981: 16/2, 1982: 9/9,
1983: 9/1, 1984: 11/6, 1985: 2/0. **7-YEAR TOTALS:** 67/23

JOHN JEFFERSON

Wide Receiver

84



Height 6-1
Weight 204
Born 2/3/56
College Arizona State
How Acquired FA, 1986
NFL 9th Year

1985: Was signed by the Oilers as a free agent this past May 22... Played in seven games in '85 for Cleveland Browns prior to November 12 release... Caught three passes for 30 yards (long

17) for Browns... Was acquired by Cleveland from Green Bay in exchange for seventh round draft pick in 1986 plus rights to USFLer Tommy Robinson.

PRO: Has been one of the NFL's top receivers since entry into league in 1978... Known for excellent hand-eye coordination and ability to make clutch third-down catch... Played for San Diego from 1978-80 and Green Bay from 1981-84... Has 23 career 100-yard games (including 2 in playoffs)... In four Pro Bowl appearances (2 starts), has 11 receptions for 179 yards and one TD... In final Packer season in '84, caught 26 balls for 339 yards, missing three of last four games due to rib injury... In 1983, enjoyed best Green Bay season with 57 catches (1 behind team leader James Lofton) for 830 yards (14.6 avg.) and seven TDs in 16 starts... In strike-shortened 1982 campaign, had 27 snags for 452 yards (16.7 avg.)... Had no touchdown catches in regular season, but caught two in playoff game against St. Louis including 60-yarder (1/8/83)... Set all-time Packer playoff record in that game with 148 yards (6 catches)... Earned MVP honors in Pro Bowl following '82 season... Was acquired by Green Bay from San Diego (9/17/81) in exchange for Aundra Thompson, Packers' number two draft choices in 1982 and '84, Green Bay number one selection in 1983, plus right to exchange places in first round of 1982 draft... Caught 39 passes for 632 yards in Packer debut season of '81, including seven snags for 121 yards against Minnesota in first appearance in Green Bay uniform (9/27/81)... In 1978-80 tenure with Chargers, became first player in NFL history to gain 1000 yards receiving in first three league seasons... Caught 36 TD passes in that 45-game span and was shut out only once (vs. Bills, 9/16/79)... Posted career highs for receptions with 82 and yards with 1340 (16.3 avg.) and led NFL in touchdown catches with 13 in 1980... Was consensus All-Pro selection that year and also earned trip to Pro Bowl... Had seven 100-plus yard receiving games in '80... Equalled career-best with nine receptions for 110 yards while catching 24-yard TD pass in overtime to beat Raiders (9/14/80)... In first pro game in hometown of Dallas, caught eight balls for 160 yards and a TD (10/26/80)... Tied personal best of two touchdown catches in a game for ninth and last time against Cincinnati (11/2/80)... Established career-best of 164 receiving yards in game with Eagles (11/30/80)... In 1979, had 61 catches for 1090 yards (17.9 avg.) and ten scores to again earn Pro Bowl and First Team All-Pro recognition... Had six 100-plus yard games in '79, and also set personal high with 65-yard catch versus Rams (10/21/79)... As a rookie in '78, gathered in 56 balls for 1001 yards (17.9 avg.) and league-leading 13 touchdowns (TDs tied NFL rookie record)... Missed two games with eye injury that prompted wearing of trademark goggles... First NFL reception was 29-yard touchdown against Seattle (9/2/78)... Had first pro 100-yard game (7/130 yds.) in game with Kansas City (11/12/78) and made 14-yard scoring catch to win game in overtime... Had 18 receptions for 386 yards and five TDs over final three '78 games... Drafted in first round (14th overall, third WR behind Wes Chandler and James Lofton) by San Diego in 1978.

COLLEGE/PERSONAL: Was an All-America selection at Arizona State... Career totals included 175 receptions for 2818 yards (16.1 avg.) and 19 TDs... As a senior, caught 53 balls for 912 yards (17.2 avg.) and eight scores... Earned invitations to Hula Bowl and Japan Bowl... Attended Roosevelt High School in Dallas, finishing with career totals of 161 receptions for 3997 yards (24.8 avg.) and 41 TDs... Has been timed in 9.6 for 100-yard dash... Born February 3, 1956 in Dallas, Texas.

NFL STATISTICS

YEAR	TEAM	G-S	NO.	YDS.	AVG.	LG.	TD
1978	San Diego	14-14	56	1001	17.9	46t	13
1979	San Diego	15-15	61	1090	17.9	65t	10
1980	San Diego	16-16	82	1340	16.3	58t	13
1981	Green Bay	13-13	39	632	16.2	41	4
1982	Green Bay	9-0	27	452	16.7	50	0
1983	Green Bay	16-16	57	830	14.6	36	7
1984	Green Bay	13-12	26	339	13.0	33	0
1985	Cleveland	7-2	3	30	10.0	17	0
8-YEAR TOTALS		103-94	351	5714	16.3	65t	47
PLAYOFFS		5-5	23	431	18.7	60t	2

ADDITIONAL STATS

Rushing: 1 for 7 yds. in 1978; 1 for 16 yds. in 1980; 2 for 22 yds., long 15 in 1981; 2 for 16 yds., long 11 in 1982 for total of 6 for 61 yds., 10.1 avg., long 16

100-YARD GAMES

DATE	OPPONENT	NO.	YDS.	AVG.	LG	TD
11/12/78	KANSAS CITY (OT)	7	130	18.6	46t	2
12/4/78	CHICAGO	7	155	24.8	46	1
12/17/78	at Houston	6	149	24.8	36t	2
10/14/79	SEATTLE	9	137	15.2	49t	2
10/21/79	at Los Angeles	3	112	37.3	65t	1
10/25/79	at Oakland	4	109	27.3	57t	1
11/18/79	PITTSBURGH	5	106	21.2	33	1
12/2/79	ATLANTA	5	103	20.6	43	0
12/9/79	at New Orleans	5	104	20.8	26t	1
9/7/80	at Seattle	6	103	17.2	23t	2
9/14/80	OAKLAND (OT)	9	110	12.2	24t	2
10/12/80	at Oakland	5	114	22.8	34	1
10/19/80	N.Y. GIANTS	5	107	21.4	39t	1
10/26/80	at Dallas	8	160	20.0	58t	1
11/30/80	PHILADELPHIA	8	164	20.5	50	0
12/13/80	SEATTLE	8	113	14.1	19t	1
1/3/81	BUFFALO*	7	102	14.6	24	0
9/27/81	MINN. (at Mil.)	7	121	17.3	24	0
12/6/81	DETROIT	8	113	14.1	22	0
9/12/82	L.A. RAMS (at Mil.)	6	116	19.3	50	0
12/19/82	at Baltimore	5	101	20.2	43	0
1/8/83	ST. LOUIS*	6	148	24.7	60t	2
11/6/83	CLEVELAND	7	102	14.6	28	1

*Playoff game

LEE JOHNSON

Punter

11



Height 6-1
Weight 204
Born 11/2/61
College BYU
How Acquired D 5c, 1985
NFL 2nd Year

1985: Won Oilers' punting job in training camp and responded with fine season... Punted 83 times for 41.7-yard average, eight touchbacks, 22 kicks inside the 20, and a 35.7-yard net average... Also handled majority of kickoffs... 41.7 mark ranked sixth in AFC while net figure tied for third best in conference... 22 boots

inside the 20 were more than any of the five punters who had better gross averages in AFC... 345 return yards were fewer than all but one of top eight conference punters... Had four kicks over 60 yards... Averaged 46.3 on six kicks (2 inside 20) against Dallas September 29... Had season-high eight punts for 49.8 mark (2 inside 20) and a long of 62 versus Cleveland October 13... Kicked twice for 52.0 average in game with Chiefs November 3... Two weeks later, had year's best boot of 65 yards (6 for 49.0) against Pittsburgh... Punted five times for 47.8 mark with a long of 58 in loss to Giants December 8.

COLLEGE/PERSONAL: Was drafted by Oilers in fifth round (138th overall) in 1985 on pick obtained from Denver... Handled punting and placekicking during career at Brigham Young... Had career punting average of 47.0 (81 for 3808 yds.)... BYU placekicking stats included 95 of 101 PATS (94.1%) and 24 of 40 FGS (60%) for 167 points... As a senior, converted 13 of 17 FGs (76.5%) and 43 of 46 PATs for team-leading 82 points, and averaged 45.5 yards per punt (57 for 2593 yds.) which was fifth best in nation... Played in both Hula Bowl and Blue-Gray Game with 59-yard field goal in latter... As a junior, had best punting average in country with 50.6 mark (24 for 1593 yds.), but did not have enough kicks to qualify... Set NCAA record with 60.4-yard average on five boots against Wyoming that season, and had school record 80-yarder against the Cowboys... Was never short on field goal attempt during Cougar career... A left-footed kicker who punts barefooted but placekicks with shoe on... Nickname is Thunderfoot... Attended McCullough High School in Conroe, Texas... Born November 2, 1961 in Dallas, Texas.

NFL STATISTICS

YEAR	TEAM	G	NO.	YDS.	AVG.	TB	IN 20	LG.	BLK.	FC	NET
1985	Houston	16	83	3464	41.7	8	22	65	0	7	35.7

MIKE JOHNSON

Defensive End

97



Height 6-5

Weight 253

Born 4/24/62

College Illinois

How Acquired D 9b, 1984


NFL 2nd Year

1985: Spent entire season on injured reserve after suffering knee injury in training camp... Underwent surgery and is rehabilitating in preparation for 1986.

PRO: Impressive play in pre-season of 1984 earned roster spot despite low round draft selection... Appeared in all 16 games and ended up with 20 tackles on 11 solos and nine assists... Also had one fumble recovery and shared a QB sack with Robert Abraham... Played extensively on special teams as well as seeing some action on defensive line... Season-high for tackles came against Miami with four (10/14/84) and had three stops in two other games... Selected by the Oilers with their second choice in the ninth round (227th overall) in 1984.

COLLEGE/PERSONAL: Attended Illinois for final two years of eligibility after beginning collegiate career at Arizona Western Junior College... Started all 11 games as a senior, finishing with 41 tackles (8 for losses)... Had career-high nine tackles in 1982 Liberty Bowl... Achieved All-City and All-Conference honors as both an offensive and defensive lineman at Chicago's South Shore High School... Born April 24, 1962 in Chicago, Illinois.

NFL STATISTICS							
YEAR	TEAM	G-S	TACK.	ASST.	TOTAL	FUM. REC.	QB SACK
1984	Houston	16-0	11	9	20	1	1/2
1985	INJURED RESERVE						

RICHARD JOHNSON	
Cornerback	23
	
Height6-1 Weight195 Born9/16/63 CollegeWisconsin How AcquiredD 1b, 1985 NFL2nd Year	

1985: Appeared in all 16 games for Oilers with two starts, against Kansas City on November 3 and the following week against Buffalo... Played extensively on special teams and also backed up Patrick Allen and Steve Brown at cornerback... Contributed 19 solos and three assists for 22 total tackles (4-2-6 on special teams)... Also had four passes defended... Top game came in 20-10 victory over St. Louis October 27 with four solos and three passes defended... Had total of four tackles and a pass break-up in two starts.

COLLEGE/PERSONAL: Was drafted with Oilers' second choice in first round (11th overall) in 1985 on pick acquired from New Orleans in Earl Campbell trade... Was a three-year starter at Wisconsin, compiling career totals of 98 solos and 44 assists for 142 total tackles, five interceptions, five tackles for losses (-29 yds.), and 14 passes defended... As a senior, was in on 68 tackles (49, 19), had three pick-offs, and seven passes defended... For that performance, earned All-America honors from Football Writers and The Sporting News, and was UPI First Team All-Big Ten and AP Second Team All-Big Ten selection... Played in the East-West Shrine Game and had one interception... Started every Badger game in '84 including Hall of Fame Bowl... Outstanding speed and acceleration helped account for school record six blocked kicks in senior season (nine in career)... Recovered a blocked punt for a touchdown to earn Sports Illustrated Defensive Player of the Week honors in '84 game with Missouri... Best senior games included 11 stops versus Illinois and ten against Northwestern... Started seven games as a junior, missing four due to shoulder injury... Played in all 11 games with eight starts in sophomore season... Also was sprinter for Wisconsin's track team... Attended Thornton High School in Harvey, Illinois, earning All-State honors as a

senior... Lettered in five different sports at Thornton... Born September 16, 1963 in Harvey, Illinois.

NFL STATISTICS					
YEAR	TEAM	G-S	TACK.	ASST.	TOTAL
1985	Houston	16-2	19	3	22

ADDITIONAL STATS

Passes Defensed: 4 in 1985

MIKE KELLEY	
Center/Guard	58
	
Height 6-5 Weight 266 Born 2/27/62 College Notre Dame How Acquired D 3c, 1985 NFL 2nd Year	

1985: Played primarily on special teams for Oilers, appearing in all 16 games... Did see limited action as back-up center and guard... Impressed coaches with ability, should see additional playing time in 1986.

COLLEGE/PERSONAL: Was drafted by Oilers in third round (82nd overall) in 1985... Played tackle at Notre Dame as a sophomore before being shifted to center for final two collegiate seasons... Was named best center ever coached by former Fighting Irish offensive line coach Carl Selmer... Started all 12 games (including bowl) in both junior and senior seasons... Earned Sporting News Second Team All-America (1984) and AP Honorable Mention All-America (1983 and '84) honors... Was selected to play in East-West Shrine Game and Japan Bowl... As a junior, was voted Notre Dame's top offensive player by teammates... Played more minutes that year than any other player on offense... Had 11 starts at tackle as sophomore... Roomed with Oiler defensive end Mike Golic at South Bend... Attended Westfield (Mass.) High School, lettering in football, basketball, and baseball... Won all-conference honors in both football and baseball... Born February 27, 1962 in Westfield, Massachusetts.

NFL STATISTICS
GAMES/STARTS: 1985: 16/0

ROD KUSH

Safety

37



Height 6-1
Weight 195
Born 12/29/56
College Nebraska-Omaha
How Acquired FA, 1985
NFL 7th Year

1985: Was signed by the Oilers on August 9 after Buffalo waived right of first refusal in June... Saw action in all 16 games for Houston on special teams and at safety as back-up for Bo Eason... Used as safety blitz specialist, tied with Jesse Baker for team lead in QB sacks with 5½... That sack total led all NFL DBs... Also contributed 25 solos and six assists for 31 total stops (4-0-4 on special teams), two interceptions, and four passes defended... Had four tackles and career-best three sacks in game at Washington September 15... Notched three tackles, a QB drop, and a pass defended versus Steelers following week... Interceptions came against Denver and Cleveland in successive games... In 20-10 win over St. Louis, blocked a Carl Birdsong punt... Kick traveled two yards past line of scrimmage, so block was not credited... Finished season with four tackles against Indianapolis.

PRO: Known for aggressive play and hard-hitting... Played in all 16 games with five starts for Buffalo in 1984, finishing with career-high 48 tackles (23, 25) and two QB sacks plus an interception (15 yd. return)... Won starting free safety job in '83, but injured knee in third game, reinjured it in sixth game, and then was placed on injured reserve for remainder of season... Had spent first three seasons with Bills as key special teamer and safety back-up behind Steve Freeman... In 1981, appeared in all 16 games and contributed 37 tackles, three fumble recoveries, an interception, and 5½ QB sacks... Had 2½ sacks that year in Bills' 9-7 win over Denver (10/25/81) and had 19-yard return of interception in 31-21 victory over Miami (10/12/81)... Played five games with one start in 1980... Blocked a punt and had sack in game with San Diego (10/5/80), but suffered knee injury and was placed on injured reserve for rest of campaign... Was on injured reserve for entire 1979 season after fracturing foot in basketball game prior to training camp... Drafted by Buffalo in fourth round (114th overall) in 1979.

COLLEGE/PERSONAL: As a senior at Nebraska-Omaha, earned First Team All-North Central Conference honors as well as being Mavericks' Defensive Player of the Year... Led the team in tackles with 88 and tied a school record with six interceptions in that '78 season... Was defensive player of the week five times... Was also Mavericks' punt returner and had one for a TD... Earned B.S. in criminal justice... Is working on obtaining pilot's license and has also been involved in pizza and Mexican restaurants in hometown... Hobby is training attack dogs... Attended Harry A. Burke High School in Omaha... Born December 29, 1956 in Omaha, Nebraska.

NFL STATISTICS

YEAR	TEAM	G-S	TACK.	ASST.	TOT.	FUM. REC.	FUM. FOR.	INT.	YDS.	QB SACK
1979										
INJURED RESERVE										
1980	Buffalo	5-1	11	1	12	3	1	0	0	1
1981	Buffalo	16-0	23	14	37	3	0	1	19	5½
1982	Buffalo	9-0	17	11	28	0	0	0	0	0
1983	Buffalo	4-4	12	14	26	0	0	0	0	0
1984	Buffalo	16-5	23	25	48	1	1	1	15	2
1985	Houston	16-0	25	6	31	0	0	2	6	5½
6-YEAR TOTALS		66-10	111	71	182	7	2	4	40	14

KEN LACY

Running Back

39



Height 6-1
 Weight 220
 Born 11/1/60
 College Tulsa
 How Acquired FA, 1986
 NFL 2nd Year

1985: Played first two games of season as back-up running back for Kansas City Chiefs... Team won those games against New Orleans and L.A. Raiders... Was released on September 18... Rushed six times for 21 yards with a long run of six.

PRO: Played 1984 season for Kansas City following two years with USFL's Michigan Panthers... Saw action in 15 games with four starts for Chiefs in '84, sharing time with Billy Jackson... Finished fourth on the club in rushing with 165 yards on 46 carries (3.6 avg.) and two TDs... Also caught 13 passes for additional 87 yards and pair of touchdowns... Four total TDs tied for team lead... Best game came in first league start with 40 yards on seven attempts, including an NFL-best 24-yard TD, against San Diego (10/14/84)... Scored two touchdowns (1 rush, 1 rec.) in 24-20 win over Tampa Bay (10/28/84)... NFL-best pass reception of 20 yards came versus Oilers (11/11/84)... In '84 USFL season, rushed for 548 yards and two scores to go with 28 receptions for 280 yards and one TD... Finished 1983 season as third-leading rusher in USFL with 1180 yards on 232 carries (5.1 avg.) and six TDs... Reception-wise, ended up '83 with 40 for 433 yards and two touchdowns... Had been a sixth round draft choice of Panthers.

COLLEGE/PERSONAL: Was a fullback in college, finished as the third all-time leading rusher in Tulsa history with 2272 yards on 450 carries (5.1 avg.) for 20 touchdowns... Also caught 16 passes for 127 yards... As a senior in 1982, earned First Team All-Missouri Valley Conference honors with 1097 yards on 199 attempts (5.5 avg.) and 12 TDs... Along with teammate Michael Gunter, became only 14th duo in NCAA history to each rush for over 1000 yards in same season as Golden Hurricane finished with 10-1 record (best in 40 years)... Slowed by knee injury as a junior, earned First Team All-Missouri Valley Conference honors as a sophomore... Majored in education... Hobbies include cars and listening to jazz... Attended Kimball High School in Dallas... Born November 1, 1960 in Dallas, Texas.

NFL STATISTICS

YEAR	TEAM	RUSHING						RECEIVING				
		G-S	ATT.	YDS.	AVG.	LG	TD	NO.	YDS.	AVG.	LG	TD
1984	Kansas City	15-4	46	165	3.6	24	2	13	87	6.7	20	2
1985	Kansas City	2-0	6	21	3.5	6	0	0	0	0	0	0
*1-YEAR TOTALS		17-4	52	186	3.6	24	2	13	87	6.7	20	2

*Was on active roster for less than three games, thus 1985 season does not count towards years played.

USFL STATISTICS

YEAR	TEAM	RUSHING					RECEIVING			
		G	ATT.	YDS.	AVG.	TD	NO.	YDS.	AVG.	TD
1983	Michigan	17	232	1180	5.1	6	40	433	10.8	2
1984	Michigan	14	134	548	4.1	2	28	280	10.0	1
2-YEAR TOTALS		31	366	1728	4.7	8	68	713	10.5	3

OLIVER LUCK

Quarterback

10



Height 6-2
 Weight 196
 Born 4/5/60
 College West Virginia
 How Acquired D 2b, 1982
 NFL 5th Year

1985: Played in five games with two starts... Suffered broken ankle in final pre-season game versus Dallas August 31 and was placed on injured reserve... Remained there for first six games of '85 season... Completed 56 of 100 passes (56.0%) for 572 yards, two TDs, and two interceptions... Also rushed for 95 yards on just 15 carries (6.3 avg.)... Connected on 13 of 23 throws for 74 yards in substitute role versus Pittsburgh November 17... Subbing for injured Warren Moon (hip pointer), started next two games against San Diego (11/24) and Cincinnati (12/1)... Oilers split those two starts as club averaged 31 points per game during that span... Versus Chargers, completed 24 (tied career high) of 42 passes (career best) for 286 yards (career best) and one TD in 37-35 win... In Bengals' game, was accurate on 16 of 28 tosses for 196 yards, including a 46-yard scoring throw to Butch Woolfolk... In those two starts, rushed nine times for 56 yards (6.2 avg.).

PRO: Saw action in four games in 1984, completing 22 of 36 passes (61.1%) for 256 yards, two TDs, and one interception... Also rushed ten times for 75 yards (7.5 avg.) and one score... Completed eight of 12 throws for 91 yards against Pittsburgh (11/4/84) for top game of season... In 1983, played seven games with six starts and ended year with 124 completions in 217 attempts (57.1%) for 1375 yards, eight TDs, and 13 pick-offs... Had longest completion of career, a 66-yarder, versus Dolphins (12/4/83)... Engineered 27-17 win over Detroit in Astrodome in first-ever start that ended club-record 17-game losing streak... Did not play in first 18 regular season games on an NFL roster (all of '82, first nine of '83)... Single game career bests include marks

for completions (24 vs. Cincinnati, 11/6/83) and TDs (2 vs. Detroit, 11/13/83)... Threw for 245 yards against Colts (12/18/83)... Chosen by Oilers on second choice of second round (third QB, 44th overall) in 1982 on pick acquired from Rams in Mike Barber trade.

COLLEGE/PERSONAL: Finished career as top quarterback in West Virginia history... Held career marks for most attempts (911), most completions (466), most yards (5765), and most TD passes (43)... Also established single season marks for completions (216), attempts (394), and yards (2448) during senior season... 19 TD tosses as a junior was also a Mountaineer record... Two best statistical games included connecting on 20 of 25 for 315 yards and four scores versus Syracuse and 20 of 25 for 314 yards and three TDs against Temple... Also engineered upset win over Florida in Peach Bowl... Was an athletic as well as academic All-America at WVU, graduating with a 3.96 GPA (only non-A was a B in freshman calculus)... A history major, was one of twelve Rhodes Scholar finalists... Following '83 season, entered South Texas College of Law before transferring to University of Texas Law School in Austin last year... Was honored as top amateur athlete in West Virginia in 1982... Attended St. Ignatius High School in Cleveland, Ohio... Born April 5, 1960 in Cleveland, Ohio.

NFL STATISTICS

YEAR	TEAM	G-S	ATT.	COMP.	YDS.	PCT.	TD	INT.	LG	TKLD.
1982	Houston	0-0	0	0	0	0	0	0	0	0
1983	Houston	7-6	217	124	1375	57.1	8	13	66	16/138
1984	Houston	4-0	36	22	256	61.1	2	1	37	2/11
1985	Houston	5-2	100	56	572	56.0	2	2	46	8/50
4-YEAR TOTALS		16-8	353	202	2203	57.2	12	16	66	26/199

ADDITIONAL STATS

Rushing: 17 for 55 yds., 3.2 avg., long 17 in 1983; 10 for 75 yds., 7.5 avg., long 18, 1 TD in 1984; 15 for 95 yds., 6.3 avg., long 17 in 1985 for total of 42 for 225 yds., 5.4 avg., long 18, 1 TD

ALLEN LYDAY

Safety

28



Height 5-10
 Weight 186
 Born 9/16/60
 College Nebraska
 How Acquired FA, 1984
 NFL 3rd Year

1985: Was one of final cuts prior to regular season as Oilers trimmed roster to 45... Scenario of '84 was again repeated with re-signing by Houston following third game of season... Went on to appear in 13 contests for Oilers... Statistically, finished with 24 solos and 12 assists for 36 total tackles (6-3-9 on special teams)... Also had a fumble recovery... Notched seven tackles (5, 2) and that fumble recovery in game versus Giants December 8... Chipped in with four stops and a pass defended in December 15 game at Cleveland... In season finale at Indianapolis, had

finest game as a pro with eight tackles (6, 2) and a recovery of a blocked punt.

PRO: A hard hitter, had been claimed by Oilers from Chiefs prior to start of '84 training camp... Was released prior to season, but was re-signed (10/26/84) due to injury to Mike Kennedy... Played in four games and compiled nine solos and eight assists (17 total) plus an interception (vs. Steelers with 12 yd. return, 11/4/84)... In Oilers' win over Jets (11/18/84), injured left knee and was subsequently placed on injured reserve for remainder of year... Had attended the Chiefs' training camp in 1983, but was released during pre-season... Was inked by Oilers prior to '84 camp although Kansas City made attempt to re-sign.

COLLEGE/PERSONAL: Attended Nebraska from 1979-82 after transferring from Texas Southern (had been a back-up punter at TSU)... Walked on for Cornhuskers despite having not been a starter in high school... Originally went to Nebraska to try out for wrestling team but was convinced to attempt football by Keith Gary... Earned starting job as cornerback as junior, but was not given scholarship until senior season... To attend Oilers' camp in summer of '84, took leave of absence from insurance sales job... When Houston again called in October of '84, was driving a gasoline truck and playing flag football in Lincoln... Attended Wichita South High School, lettering in football and wrestling... Won state wrestling championship as 145-pounder... Born September 16, 1960 in Wichita, Kansas.

NFL STATISTICS

YEAR	TEAM	G-S	TACK.	ASST.	TOTAL	FUM. REC.	INT.	YDS.
1984	Houston	4-0	9	8	17	0	1	12
1985	Houston	13-0	24	12	36	1	0	0
2-YEAR TOTALS		17-0	33	20	53	1	1	12

ADDITIONAL STATS

Passes Defensed: 1 in 1984, 2 in 1985 for total of 3

ROBERT LYLES

Linebacker

93



Height 6-1
 Weight 223
 Born 3/21/61
 College TCU
 How Acquired D 5, 1984
 NFL 3rd Year

1985: With departure of Gregg Bingham and Robert Brazile, capitalized on opportunity at outside linebacker and won starting job... Started all 16 games for Oilers, and steady, consistent play produced 61 solos and 71 assists for 132 total tackles... Had double digit tackle figures in five games... Notched 12 tackles against Washington September 15 and ten versus Buffalo November 10... Totaled 45 tackles over last four games of season (11.3 avg.) including career-best 14 against Bengals December 1, 12 against Giants, nine against Browns, and ten against Colts.

PRO: Saw limited action in 1984 before injury to right knee required surgery... Was on injured reserve for ten weeks... Extensive rehabilitation allowed return to roster for season's final two games... Finished with just two tackles, but impressed coaches with speed and determination... Drafted by Oilers in fifth round (114th overall) in 1984.

COLLEGE/PERSONAL: Was a running back at Texas Christian for first two seasons before being shifted to inside linebacker... Also played outside LB as a senior... In that final season, contributed 89 tackles, three QB sacks, five pass break-ups, and a fumble recovery... Attended Belmont High School in Los Angeles, lettering in football, baseball, and basketball... Was a two-time all-district and all-city selection... Born March 21, 1961 in Los Angeles, California.

NFL STATISTICS					
YEAR	TEAM	G-S	TACK.	ASST.	TOTAL
1984	Houston	8-0	2	0	2
1985	Houston	16-16	61	71	132
2-YEAR TOTALS		22-16	63	71	134

BRUCE MATTHEWS

Tackle

74



Height 6-4
 Weight 280
 Born 8/8/61
 College USC
 How Acquired D 1, 1983
 NFL 4th Year

1985: Continued to prove ability as one of the finest young offensive linemen in the National Football League... Started all 16 games at right tackle for Oilers... Also continued to serve as snapper on punts, field goals, and extra points... A durable performer, played every down for Houston in '85... Honored by peers by being chosen as alternate for Pro Bowl.

PRO: A strong and versatile player, getting established at one position should increase personal honors... Started all 16 games in 1984, including three-week stretch at center, right guard, and right tackle... Started first nine games at center until Houston acquired Jim Romano, then returned to previous right guard position, but only for one game... An injury in that game to Dean Steinkuhler forced shift to right tackle for season's final six games... Offensive Line Coach Bill Walsh blamed the frequent shifting for omission from all-pro teams... Started 15 games at right guard as a first-year pro, and was named to all-rookie teams by Pro Football Weekly, Football Digest, and Pro Football Writers of America... Was the second of three consecutive number one draft choices invested by the Oilers in offensive linemen (Mike Munchak in '82, Dean Steinkuhler in '84)... Drafted in the first round (ninth overall) in 1983.

COLLEGE/PERSONAL: Had outstanding career at USC... Selected to virtually every All-America team as a senior, in-

cluding AP, UPI, NEA, Walter Camp, Football News, College and Pro Football Newsweekly, and Football Coaches of America... Also was an All-PAC 10 choice in both junior and senior seasons... At various times during Trojan career, played all five offensive line positions as well as serving as deep snapper... Earned degree at USC in industrial engineering... Brother Clay plays linebacker for the Cleveland Browns, while father Clay, Sr. played LB for the San Francisco 49ers... Attended Arcadia (Cal.) High School, lettering in football, baseball, and wrestling... Was a prep All-America in junior and senior years... Born August 8, 1961 in Arcadia, California.

NFL STATISTICS

GAMES/STARTS: 1983: 16/15, 1984: 16/16, 1985: 16/16.
3-YEAR TOTALS: 48/47

MIKE MCCLOSKEY

Tight End

89



Height 6-5
Weight 246
Born 2/2/61
College Penn State
How Acquired D 4b, 1983
NFL 4th Year

1985: Saw action in all 16 games for Houston, sharing tight end duties with starter Jamie Williams and Chris Dressel... Primarily utilized in blocking situations... Finished with four catches for 29 yards (7.3 avg.) and one touchdown... Caught a four-yarder against Pittsburgh September 22... Only TD of season came on season-best 24-yard reception in 44-27 victory over Cincinnati October 20... Also snagged eight-yarder versus St. Louis in 20-10 Oiler win.

PRO: Has played in 47 of 48 games since becoming an Oiler... Appeared in 15 contests with one start in 1984, catching nine balls for 152 yards (16.9 avg.) and a TD... Had best season as a pro as a 1983 rookie, seeing action in all 16 games with seven starts... Contributed 16 catches for 137 yards and a score... Single game career highs include three receptions (vs. Bills, 9/25/83), 56 yards (vs. Raiders, 9/2/84), and 51-yard longest reception (vs. Raiders, 9/2/84)... Drafted by Oilers as second choice in fourth round (88th overall) in 1983 on pick obtained from Rams.

COLLEGE/PERSONAL: Played four years at Penn State, catching 47 balls for 756 yards (16.1 avg.) and four touchdowns... Had 18 receptions for 277 yards and one score as a senior... Best two senior games came against Maryland (5/66 yds.) and Georgia (3/53 yds.)... Georgia game came in Sugar Bowl win that gave Nittany Lions a national championship... Best season came as junior with 20 grabs for 308 yards (15.4 avg.)... Nickname is "Mr. Mean"... Attended Father Judge High School in Philadelphia, lettering in football, basketball, and track... Earned All-America high school honors... Born February 2, 1961 in Philadelphia, Pennsylvania.

NFL STATISTICS

YEAR	TEAM	G-S	NO.	YDS.	AVG.	LONG	TD
1983	Houston	16/7	16	137	8.6	20	1
1984	Houston	15/1	9	152	16.9	51	1
1985	Houston	16/0	4	29	7.3	24	1
3-YEAR TOTALS		47/8	29	318	11.0	51	3

ADDITIONAL STATS

Kickoff Returns: 1 for 11 yds. in 1984

AUDREY McMILLIAN

Cornerback

27



Height 6-0
 Weight 190
 Born 8/13/62
 College Houston
 How Acquired FA, 1985
 NFL 2nd Year

1985: Signed by the Oilers prior to season and appeared in all 16 games, primarily as a special teamer... Also served as back-up player at cornerback... Had been a third round draft choice (84th overall) by New England, but was waived by Patriots on final cut-down before regular season... Finished with five solos and three assists on special teams, plus a solo as a CB... Had three tackles and forced a fumble in 44-27 win over Cincinnati... Contributed pair of tackles against Pittsburgh November 17.

COLLEGE/PERSONAL: Was first five-year letterman ever at University of Houston, having been red-shirted in 1981 after playing seven quarters before shoulder separation... Spent first three Cougar seasons as option quarterback before shift to safety in 1983... Career offensive statistics include completing 39 of 83 passes (47.0%) for 439 yards and six interceptions, and rushing 98 times for 244 yards (2.5 avg.) and three TDs... Career defensive stats included 81 solos and 41 assists for 122 total stops, one fumble recovery, and seven interceptions... Had 94 tackles as a senior tri-captain to earn AP First Team (UPI Second Team) All-Southwest Conference honors... That season, had 15 tackles against TCU and returned an interception of a Doug Flutie pass 25 yards for a TD in Cotton Bowl... Led team with four pick-offs in 1983 despite missing four games with fractured clavicle (52-yd. int. return at Arkansas)... Top junior games included 11 tackles, three passes defensed, and interception versus Texas A&M, and 11 tackles, four passes defensed, and interception against Lamar... Started total of six games at QB from 1980-82... Injured shoulder versus Arkansas in 1980 and Miami in '81, thus was sidelined for remainder of those two seasons... In 1982, completed 11 of 20 for 100 yards (plus 25 yds. rushing) in game with Miami... Had identical passing stats plus 39 yards and two TDs rushing in Cougars' 21-0 win over New Mexico in 1982... Was first freshman quarterback ever to start at UH, and earned ABC Offensive Player of the Game honors for performance against SMU... Earned degree in marketing... Hobby is playing billiards... Attended Carthage (Tx.) High School, lettering in football, basketball, and track... Was three-time All-

District choice and was East Texas Offensive MVP as senior... Was also three-time All-District selection in basketball and track... Is very active in Fellowship of Christian Athletes... Born August 13, 1962 in Carthage, Texas.

NFL STATISTICS						
YEAR	TEAM	G-S	TACK.	ASST.	TOTAL	FUM. FOR.
1985	Houston	16-0	6	3	9	1

JOHNNY MEADS

Linebacker

91



Height 6-2
 Weight 225
 Born 6/25/61
 College Nicholls State
 How Acquired D 3, 1984
 NFL 3rd Year

1985: Impressive training camp earned starting outside linebacker job... Started first five games of season before suffering knee injury that required surgery... Spent remainder of season on injured reserve... Was injured in Denver game October 6 on John Elway QB scramble... In five games of action, accumulated 28 solos and 13 assists for 41 total tackles plus 1½ QB sacks... Credited with seven stops in 26-23 opening day win over Miami September 8... Paced all Oilers with eight solos (also two assists) following week at Washington... Had top game of career September 22 at Pittsburgh with 16 total tackles on ten solos and six assists to go along with a QB sack... Has rehabilitated well and hopes to be ready in '86.

PRO: Appeared in all 16 games as a rookie with 20 total tackles... Primarily played on special teams, but did see occasional action at linebacker... Top game in first year came versus Dolphins (10/14/84) with seven tackles... Drafted by the Oilers in the third round (58th overall) in 1984.

COLLEGE/PERSONAL: Was a walk-on as a freshman at Nicholls State and ended up starting in final three years... Ranked sixth on NSU's all-time solo tackle list with 211 and added 95 assists for total tackle mark of 306... Also had six career interceptions, including two for TDs against Southeastern Louisiana in one game during sophomore campaign... That set school record for most interceptions returned for TD in one game or a career... Finished senior season with 61 solos and 39 assists (100 total), earning Sporting News Division 1-AA All-America honors for that performance... Best senior game came with 14 stops against McNeese State... As a junior, was selected Honorable Mention Division 1-AA All-America by AP... Was a defensive end for first two collegiate seasons before shift to LB... Attended Assumption High School in Napoleonville, Louisiana... Born June 25, 1961 in New Orleans, Louisiana.

NFL STATISTICS

YEAR	TEAM	G-S	TACK.	ASST.	TOTAL	QB SACK
1984	Houston	16-0	7	13	20	0
1985	Houston	5-5	28	13	41	1 1/2
2-YEAR TOTALS		21/5	35	26	61	1 1/2

WARREN MOON

Quarterback

1



Height 6-3
Weight 208
Born 11/18/56
College Washington
How Acquired FA, 1984
NFL 3rd Year

1985: Continued progression as top-flight NFL quarterback in '85... Started 14 games for Oilers, missing November 24 San Diego and December 1 Cincinnati games with a hip pointer (Oliver Luck subbed)... Overall, completed 200 of 377 passes (53.1%) for 2709 yards, 15 TDs, and 19 interceptions... Also finished fourth in team rushing with 130 yards on 39 carries (3.3 avg.)... Engineered opening day upset of Miami September 8 by connecting on 71% of passes (12 of 17) for 270 yards that included an NFL-best 80-yarder (TD) to Butch Woolfolk... Led Houston to 44-27 win over Bengals October 20 by completing 20 of 31 (65%) for 266 yards, two TDs, and no interceptions... Threw for 255 yards on 24 of 35 and two scores in 23-20 edging of Kansas City on November 3... Over last three games of season, tossed for 1033 yards, an average of 344.3 per game... On December 8 against the Giants, completed season-best 26 of 47 passes for 330 yards and a pair of TDs... Following week versus Browns, threw for 339 yards thanks to 22 of 48 performance and two more scores... Closed season at Indianapolis by hitting on 22 of 40 throws for 364 yards (most as an Oiler).

PRO (NFL): Had an outstanding NFL debut season for Oilers in 1984... Started all 16 games and completed 259 of 450 passes (57.6%) for 3338 yards, 12 touchdowns, and 14 interceptions... Also rushed 58 times for 211 yards... In first season, broke club record for passing yards in a season (George Blanda, 3330 in 1961) while also tying Blanda's mark of four 300-plus yard games (1961)... Accomplishments earned All-NFL Rookie team honors from Pro Football Writers, UPI, Pro Football Weekly, and Football Digest... Various bests for '84 season included attempts (47) and completions (27) versus Pittsburgh (12/2/84), yards (365) versus Indianapolis (9/9/84), and longest completion (76 yds, to Herkie Walls) versus Cincinnati (10/28/84)... Also had 75-yard TD pass to Tim Smith against Chargers (9/16/84) and tossed three scoring passes in game with Jets (11/18/84)... Did not throw an interception in first 130 NFL passes and had eight games without a pick-off to compile third lowest interception rate (3.1) in AFC... Had 31-yard run against Steelers (12/2/84) that was team's second longest of season (Larry Moriarty, 51t vs. Jets)... First pass in Astrodome in pre-season game against Jets (8/11/84) was a 61-yard TD to Eric Mullins... Signed with Oilers on February 3,

1984 after months of travel and negotiations with other NFL clubs.

PRO (CFL): Played six seasons for the Edmonton Eskimos, completing 1369 of 2832 passes (57.5%) for 21,228 yards, 144 TDs, and 77 interceptions (93.8 QB rating by NFL system)... Also proved to be outstanding runner, gaining 1700 yards on 330 carries (5.2 avg.) and 16 touchdowns... Threw for over 5000 yards in each of final two CFL campaigns... Best season came in 1983, connecting on 380 of 664 passes (57.2%) for 5648 yards, most ever in a single season in pro football history... Won the Schenley Award that year, symbolic of the CFL's MVP... All single game CFL bests came in game with Montreal (10/15/83) including most attempts (51), most completions (31), yards passing (555, also a league record), and TDs (5)... Eskimos won Grey Cup (league title) five consecutive seasons (1978-82) and posted overall regular season record of 78-23-5 (.759) during tenure with club... Coached in Edmonton by former Oiler head coach, Hugh Campbell.

COLLEGE/PERSONAL: Finished career at Washington with 242 completions in 496 attempts (48.8%) for 3277 yards and 19 TDs... Was PAC 8 Player of the Year as a senior, hitting on 113 of 199 throws for 1584 yards and 11 scores... Was selected as MVP of '78 Rose Bowl for guiding Huskies to 27-20 win over Michigan... Was able to sign with Oilers following CFL career due to NFL free agent status (signed with Edmonton prior to NFL draft and was never selected by an NFL team)... Operates a chocolate chip cookie business in Houston... Attended Hamilton High School in Los Angeles and was City MVP and an All-America selection... Born November 18, 1956 in Los Angeles, California.

NFL STATISTICS

PASSING

YEAR	TEAM	G-S	ATT.	COMP.	YDS.	PCT.	TD	INT.	LG	TKLD
1984	Houston	16-14	450	259	3338	57.6	12	14	76	47/371
1985	Houston	14-14	377	200	2709	53.1	15	19	801	46/366
2-YEAR TOTALS		30-30	827	459	6047	55.5	27	33	801	93/737

RUSHING

YEAR	TEAM	ATT.	YDS.	AVG.	LG	TD
1984	Houston	58	211	3.6	31	1
1985	Houston	39	130	3.3	17	0
2-YEAR TOTALS		97	341	3.5	31	1

CFL STATISTICS

PASSING

YEAR	TEAM	G-S	ATT.	COMP.	YDS.	PCT.	TD	INT.	LG
1978	Edmonton	16-0	173	89	1112	57.4	5	7	56
1979	Edmonton	16-0	274	149	2382	54.4	20	12	77
1980	Edmonton	16-0	331	181	3127	54.7	25	11	89
1981	Edmonton	16-9	378	237	3959	62.7	27	12	91
1982	Edmonton	16-16	562	333	5000	59.2	36	16	58
1983	Edmonton	16-16	664	380	5648	57.2	31	19	48
6-YEAR TOTALS		96-41	2382	1369	21228	57.5	144	77	91

RUSHING

YEAR	TEAM	ATT.	YDS.	AVG.	LG.	TD
1978	Edmonton	30	114	3.8	17	1
1979	Edmonton	56	150	2.7	17	2
1980	Edmonton	55	352	6.4	29	3
1981	Edmonton	50	298	6.0	27	3
1982	Edmonton	54	259	4.8	33	4
1983	Edmonton	85	527	6.2	25	3
6-YEAR TOTALS		330	1700	5.2	33	16

300-YARD GAMES (NFL)

DATE	OPPONENT	ATT.	COMP.	YDS.	PCT.	TD	INT.	LG	TKLD.
9/9/84	INDY	43	23	365	53.5	0	0	30	4/22
10/21/84	SAN FRAN.	33	25	356	75.8	2	2	45t	2/6
12/2/84	PITTSBURGH	45	27	303	60.0	1	3	31	0/0
12/16/84	CLEVELAND	31	19	306	61.3	0	0	47	0/0
12/8/85	N.Y. GIANTS	47	26	330	55.3	2	2	47	3/32
12/15/85	at Cleveland	48	22	339	45.8	2	2	37	4/36
12/22/85	at Indianapolis	40	22	364	55.0	2	2	40t	3/19

TEAM-BY-TEAM

TEAM	GAMES	ATT.	COMP.	YDS.	PCT.	TD	INT.	LG	TKLD.
Atlanta	1	28	17	208	60.7	1	1	26	4/21
Buffalo	1	14	3	22	21.4	0	3	12	0/0
Cincinnati	3	82	46	643	56.1	2	2	76	7/57
Cleveland	4	122	64	826	52.5	2	5	47	13/110
Dallas	1	26	11	215	42.3	1	4	57t	12/82
Denver	1	17	8	122	47.1	1	0	67t	4/36
Indianapolis	2	83	45	729	54.2	2	2	40t	7/41
Kansas City	2	61	43	435	70.5	3	1	25	7/54
L.A. Raiders	1	29	12	201	41.4	2	0	51	5/45
L.A. Rams	1	29	19	200	65.5	0	1	28	3/16
Miami	2	45	31	440	68.9	2	2	80t	4/55
New Orleans	1	8	3	36	37.5	0	2	21	3/23
N.Y. Giants	1	47	26	330	55.3	2	2	47	3/32
N.Y. Jets	1	28	20	207	71.4	3	0	26	1/8
Pittsburgh	4	86	49	541	57.0	1	4	31	9/80
St. Louis	1	30	14	187	46.7	1	2	37	2/16
San Diego	1	31	11	212	35.5	1	0	75t	3/25
San Francisco	1	33	25	356	75.8	2	2	45	2/6
Washington	1	28	12	137	42.9	1	0	25	4/30
TOTALS	30	827	459	6047	55.5	27	33	80t	93/737

1984 GAME-BY-GAME PASSING

DATE	OPPONENT	ATT.	COMP.	YDS.	PCT.	TD	INT.	LG	TKLD	W/L
9/2	L.A. RAIDERS	29	12	201	41.4	2	0	51	5/45	L 14-24
9/9	INDY	43	23	365	53.5	0	0	30	4/22	L 21-35
9/16	at San Diego	31	11	212	35.5	1	0	75	3/25	L 14-31
9/23	at Atlanta	28	17	208	60.7	1	1	26	4/21	L 10-42
9/30	NEW ORL.	8	3	36	37.5	0	2	21	3/23	L 10-27
10/7	at Cincinnati	33	15	181	45.5	0	0	20	4/31	L 3-13
10/14	at Miami	28	19	170	67.9	1	1	28	1/14	L 10-28
10/21	SAN FRAN.	33	25	356	75.8	2	2	45	2/6	L 21-34
10/28	CINCINNATI	18	11	196	61.1	0	2	76	3/26	L 13-31
11/4	at Pittsburgh	20	10	133	50.0	0	0	24	5/48	L 7-35
11/11	at Kansas City	26	19	180	73.1	1	0	25	5/40	W 17-16
11/18	N.Y. JETS	28	20	207	71.4	3	0	26	1/8	W 31-20
11/25	at Cleveland	20	9	84	45.0	0	2	15	4/46	L 10-27
12/2	PITTSBURGH	45	27	303	60.0	1	3	31	0/0	W 23-20
12/9	at L.A. Rams	29	19	200	65.5	0	1	28	3/16	L 16-27
12/16	CLEVELAND	31	19	306	61.1	0	0	47	0/0	L 20-27

1985 GAME-BY-GAME PASSING

DATE	OPPONENT	ATT.	COMP.	YDS.	PCT.	TD	INT.	LG	TKLD	W/L
9/8	MIAMI	17	12	270	70.6	1	1	80t	3/40	W 26-23
9/15	at Washington	28	12	137	42.9	1	0	25	4/30	L 13-16
9/22	at Pittsburgh	18	10	92	55.6	0	1	23	3/17	L 0-20
9/29	DALLAS	26	11	215	42.3	1	4	57t	12/82	L 10-17
10/6	at Denver	17	8	122	47.1	1	0	67t	4/36	L 20-31
10/13	CLEVELAND	23	14	97	60.1	0	1	17	5/28	L 6-21
10/20	CINCINNATI	31	20	266	64.5	2	0	52	0/0	W 44-27
10/27	at St. Louis	30	14	187	46.7	1	2	37	2/16	W 20-10
11/3	KANSAS CITY	35	24	255	68.6	2	1	24	2/14	W 23-10
11/10	at Buffalo	14	3	22	21.4	0	3	12	0/0	L 0-20
11/17	PITTSBURGH	3	2	13	66.7	0	0	9	1/15	L 7-30
11/24	SAN DIEGO	—	—	—	—	—	—	—	—	W 37-35
12/1	at Cincinnati	—	—	—	—	—	—	—	—	L 27-45
12/8	N.Y. GIANTS	47	26	330	55.3	2	2	47	3/32	L 14-35
12/15	at Cleveland	48	22	339	45.8	2	2	37	4/36	L 21-28
12/22	at Indianapolis	40	22	364	55.0	2	2	40t	3/19	L 16-34

ERIC MORAN

Tackle

76



Height 6-5
Weight 282
Born 6/10/60
College Washington
How Acquired FA, 1984
NFL 3rd Year

1985: Appeared in 15 games for the Oilers with three starts... Only contest missed was November 10 Buffalo game... Three starts came in season's first three games against Miami, Washington, and Pittsburgh... Started at left tackle in those contests before relinquishing starting role to Harvey Salem.

PRO: Big, strong player, saw action in nine games in NFL rookie season with one start... Also played on special teams... Only start came versus Cincinnati (10/7/84)... Originally signed with Oilers following first week of '84 season (9/5/84)... Following college eligibility, inked by USFL's Los Angeles Express and played three games there... Had been drafted by Dallas Cowboys in tenth round of '83 draft while a member of Express... After release by Express, signed with Cowboys and was waived on final roster cut-down prior to '84 season-opener.

COLLEGE/PERSONAL: Was a three-year letterman at left tackle for Washington... Originally entered college as defensive lineman, but was switched to OL during freshman year... Father Jim played tackle for New York Giants from 1964-67... Attended Foothill High School in Pleasanton, California, lettering in football and wrestling... Born June 10, 1960 in Spokane, Washington.

NFL STATISTICS

GAMES/STARTS: 1984: 9/1, 1985: 15/3. 2-YEAR TOTALS: 24/4

LARRY MORIARTY

Fullback

30



Height 6-1
Weight 240
Born 4/24/58
College Notre Dame
How Acquired D 5a, 1983
NFL 4th Year

1985: Played in 15 games for the Oilers including 12 starts (12/15 game vs. Browns was only one missed)... Finished third on club rushing chart with 381 yards on 106 carries (3.6 avg.) and

three touchdowns... Also ranked second among backs on receiving list with 17 catches for 112 yards (6.6 avg.)... Caught eight passes in pair of games with Steelers (9/22, 11/17)... Rushed for season-high 51 yards on 13 tries in loss to Dallas September 29... Gained 46 yards including season-best 18-yarder against Chiefs November 3... Contributed 49 yards versus Bills and 50 yards against Chargers in performance that featured a 16-yard TD run.

PRO: A very strong player, is among the Oiler leaders in weight-lifting prowess... Played in 14 games with nine starts in 1984, and emerged as club's leading rusher following trade of Earl Campbell (10/9/84)... Ended up with 785 yards on 189 totes (4.2 avg.) and six TDs... Also led all backs with 31 receptions for 206 yards and one TD (total of seven scores led team)... Had three 100-plus games in '84 which included 117 against Kansas City (29 att., 11/11/84), 138 against N.Y. Jets (25 att., 11/18/84), and 102 versus L.A. Rams (24 att., 12/9/84)... In Jet game, had 51-yard run that was Oilers' longest of season... Established career-high for receiving yards against 49ers (10/21/84) with fifty, and four receptions against Chiefs (11/11/84) with six... Scored two touchdowns in one game for only time in career against Browns (12/16/84)... Was knocked unconscious and carried from field on stretcher in game with Cleveland (11/25/84), thus missing following game, but returned the next week with 102-yard performance versus Rams... Longest pro run was 80-yarder against Raiders (9/11/83)... Drafted by the Oilers in the fifth round (114th overall) in 1983.

COLLEGE/PERSONAL: Transferred to Notre Dame following stint at Santa Barbara City College... Gained 520 yards on 88 rushes (5.9 avg.) with five TDs, plus added 18 catches for 170 yards and two scores in senior season... That performance earned Senior Bowl invitation... Gained 116 and 106 yards in first two games in senior year... Tied for team rushing TD lead (5) with current Oiler teammate Allen Pinkett... Was named to the National Strength and Conditioning Association All-America team... Once placed third in Mr. Teenage California bodybuilding contest after beginning serious weight training in high school... Attended Dos Pueblos High School in Santa Barbara... Born April 24, 1958 in San Luis Obispo, California.

NFL STATISTICS												
YEAR	TEAM	RUSHING						RECEIVING				
		G-S	ATT.	YDS.	AVG.	LG	TD	NO.	YDS.	AVG.	LG	TD
1983	Houston	16-7	65	321	4.9	80	3	4	32	8.0	12	0
1984	Houston	14-9	189	785	4.2	51t	6	31	206	6.6	24	1
1985	Houston	15-12	106	381	3.6	18	3	17	112	6.6	16	0
3-YEAR TOTALS		45-28	360	1487	4.1	80	12	52	350	6.7	24	1

ADDITIONAL STATS

Kickoff Returns: 2 for 25 yds., 12.5 avg., long 16 in 1983

MIKE MUNCHAK

Guard

63



Height 6-3
Weight 286
Born 3/5/60
College Penn State
How Acquired D 1, 1982
NFL 5th Year

1985: Started all 16 games for Oilers at left guard and has now started Houston's last 47 games at that position... Continued emergence as one of top linemen in National Football League... Achieved highest honor by being voted by peers as a starter for AFC in Pro Bowl game... Received several other honors including Football Digest First Team All-NFL, AP Second Team All-Pro, NEA Second Team All-NFL, Football News First Team All-AFC, and UPI Second Team All-AFC.

PRO: Initially earned league honors in 1984 with selection to AFC roster for Pro Bowl... After starting all 16 games, was chosen First Team All-AFC by Pro Football Weekly, Second Team All-NFL by NEA, and Second Team All-AFC by UPI... Almost missed beginning of '84 campaign after undergoing arthroscopic knee surgery during training camp, but was in opening day lineup... Can become one of the most dominant guards in the league according to Oiler Offensive Line Coach Bill Walsh... Was the first of three consecutive picks invested in offensive linemen by Oilers (Bruce Matthews in '83, Dean Steinkuhler in '84) with first round selections... Was first offensive lineman taken in entire 1982 draft (8th player overall).

COLLEGE/PERSONAL: Played both tackle and guard during career at Penn State, but started every game of final season at guard... Selected to various All-America teams that season... Was eligible to play for Nittany Lions in 1982 (had been red-shirted in '80), but chose to come out for '82 draft... Was eligible for NFL selection after receiving B.A. in business administration... Is very active in civic and charitable organizations, primarily with Ronald McDonald House... Also is on Board of Directors for Big Brothers/Big Sisters of Houston... Attended Scranton (Pa.) High School, lettering in football, basketball, and track... Was a high school All-America as a fullback and defensive lineman... Born March 5, 1960 in Scranton, Pennsylvania.

NFL STATISTICS

GAMES/STARTS: 1982: 4/3, 1983: 16/16, 1984: 16/16, 1985: 16/16.
4-YEAR TOTALS: 52/51

AVON RILEY

Linebacker

53



Height6-3
 Weight236
 Born2/10/58
 CollegeUCLA
 How AcquiredD 9, 1981
 NFL6th Year

1985: Moved to inside linebacker after playing outside for first four Oiler seasons...Started 15 games for Houston, missing November 24 San Diego game due to foot sprain...That broke streak of having seen action in all of first 68 games of pro career... For first time as Oiler, led team in tackles with 147 on 80 solos and 67 assists... Also contributed three passes defended, two fumbles forced, a fumble recovery, and a QB sack... Led or shared team lead in tackles in five games and had double-digit tackle performances in nine contests... Had 14 stops (5, 9) in 16-13 loss at Washington September 15 and notched 11 (6, 5) following week at Pittsburgh... Set personal best for total tackles with 15 (8, 7) and added interception (14 yd. return) and forced fumble against Denver October 6... Established career high for solos with 11 and also had a fumble recovery in game versus Browns October 13... Made 13 tackles against Buffalo and 12 against Pittsburgh in two-game stretch in mid-November.

PRO: Possesses excellent speed for size... Move to inside LB in '85 marked a return to position played at UCLA (was moved outside during rookie pro season)... Ended '84 with 48 solos and 33 assists plus 2½ QB sacks... Top game of that season featured nine total tackles versus Bengals (10/7/84)... Contributed 75 tackles in '83 and led club with three fumble recoveries to go along with first pro interception... Ironically, statistical high point of 1981 rookie campaign was 51-yard kickoff return against 49ers (12/13/81)... Drafted by Oilers in ninth round in 1981.

COLLEGE/PERSONAL: Spent final two seasons of collegiate career at UCLA after attending College of the Canyons in Valencia, California... Led the Bruins with 112 tackles in 1980 to earn spot on UPI All-PAC 10 and AP Honorable Mention All-America teams... Also participated in East-West Shrine all-star game... Named JuCo All-America at College of the Canyons... Attended Savannah (Ga.) High School... Born February 10, 1958.


NFL STATISTICS

YEAR	TEAM	G-S	TACK.	ASST.	TOTAL	FUM. REC.	FUM. FOR.	QB SACK
1981	Houston	16-0	6	8	14	0	0	0
1982	Houston	9-8	27	15	42	0	1	½
1983	Houston	16-16	56	19	75	3	1	0
1984	Houston	16-16	48	33	81	0	0	2½
1985	Houston	15-15	80	67	147	1	2	1
5-YEAR TOTALS		72-55	217	142	359	4	4	4

ADDITIONAL STATS

Interceptions: 1 for 0 yds. in 1983, 1 for 14 yds. in 1985 for total of 2 for 14 yds.

Kickoff Returns: 1 for 51 yds. in 1981, 1 for 27 yds. in 1982, 1 for 26 yds. in 1983 for total of 3 for 104 yds., 34.7 avg.

<h1 style="margin: 0;">JIM ROMANO</h1>	
Center	<h1 style="margin: 0;">55</h1>
	<p>Height 6-3 Weight 255 Born 9/7/59 College Penn State How Acquired Trade, 1984 NFL 5th Year</p>

1985: Started all 16 games for the Oilers last season, thus accomplishing that feat for first time in professional career... Also backed up Bruce Matthews as snapper on punts, PATs, and field goals... An aggressive, fiery player.

PRO: Was acquired by Oilers from Raiders in exchange for Houston's third and sixth round draft choices in 1985 (10/9/84)... Became a starter the fourth week following trade and ended up starting season's final seven games... Played first three games of '83 campaign for Raiders before being placed on injured reserve for remainder of year... Saw action in five regular season games and one playoff match for Raiders as a 1982 rookie... Drafted by the Raiders in the second round in 1982.

COLLEGE/PERSONAL: Started at both center and guard during four-year career at Penn State (was redshirted in 1980)... Earned All-East honors in final season and was selected to play in Senior Bowl... Played in both Sugar and Fiesta Bowls while a Nittany Lion, and was a member of Penn State's '79 club that compiled 11-0 regular season mark... In college, played on same offensive line with current Oiler teammate Mike Munchak... Had a small role as a football player in 1985 movie "The Best of Times" starring Kurt Russell... At Super Bowl charity golf tournament in 1985, won a car by sinking a hole-in-one... Attended Northshore High School in Glen Cove, New York, lettering in football and baseball... Won All-America, All-State, All-County, and All-League honors as offensive tackle and linebacker... Born September 7, 1959 in Glen Cove, New York.

NFL STATISTICS

GAMES/STARTS: 1982: 5/0, 1983: 3/0, 1984: 14/7, 1985: 16/16.
4-YEAR TOTALS: 38/23

MIKE ROZIER

Running Back

33



Height 5-10
 Weight 198
 Born 3/1/61
 College Nebraska
 How Acquired . Sup. Draft, 1984
 NFL 2nd Year

1985: Appeared in 14 games with six starts (including last five) in NFL debut season... Missed Kansas City (11/3) and Buffalo (11/10) games due to ankle sprain... Led team in rushing with 462 yards on 133 carries for a 3.5-yard average and eight touchdowns... Receiving-wise, made nine catches for 96 yards (10.7 avg.)... Scored two touchdowns including the game-winner on one-yard run with 25 seconds remaining in Oilers' 26-23 victory over Dolphins September 8... Accumulated 131 yards rushing and receiving in October 20 44-27 triumph over Cincinnati... That broke down to 17 attempts for 75 yards rushing (1 TD, season-best 30-yarder) and a pair of receptions for 56 yards (season-best 52-yarder)... Ran ten times for 49 yards and pair of scores against San Diego November 24... Had 26-yard run and one TD versus Bengals December 1... Established season highs for carries (24) and rushing yards (80) against Browns December 15 (also had rushing TD and two receptions).


PRO: Had only second off-season this year since post-junior year in college... NFL rights were gained by Oilers in June 5, 1984 supplemental draft... Had not been selected in regular NFL draft due to early USFL signing... Played 1985 USFL season for Jacksonville Bulls, finishing second in league rushing with 1361 yards on 320 carries (4.3 avg.) and 12 TDs... Also caught 50 balls for additional 366 yards and three scores... Top performance came versus Orlando with 199 yards on 38 rushes (3/21/85)... Scored four touchdowns in final game of season against Denver Gold... Started all 18 games for Bulls in '85... Ran for 792 yards and caught 32 passes for 259 more in pro premiere season of 1984 for Pittsburgh Maulers... Was the first person selected in the '84 USFL draft.

COLLEGE/PERSONAL: Enjoyed spectacular three-year career at Nebraska after transferring from Coffeeyville (Kan.) Community College... Cornhusker totals included 4780 yards rushing on 668 attempts for an amazing 7.2-yard average (long 93) and 49 touchdowns... Also had 20 receptions for 216 yards (2 TDs) and 20 kickoff returns for 449 yards including a 93-yarder for a TD... Thus finished with 5445 all-purpose yards and 52 touchdowns... As a senior, led the nation with 2148 yards rushing on 273 totes (7.9 avg.) and 29 touchdowns (long 71t)... Won the '83 Helmsman Trophy, the Walter Camp Award, and the Maxwell Club Player of the Year in addition to being named First Team All-America by virtually every selection group... Upon completion of college career, held four NCAA records including best rushing average in a season (7.86 in '83), best rushing average in a career (7.16), most rushing TDs in a season (29), and most yards gained in four consecutive games (929 in final four of '83)... Also tied two NCAA marks including most 100-yard games in a season (11 in '83) and most TDs in a season (29)... Left

Nebraska with six Big Eight records that included most yards rushing in a season (2148), most yards rushing in a career, most average yards per game in a season (207.2 in '83), most TDs in a season, most rushing TDs in a season, and most points in a season (174)... In addition to aforementioned records, also holds school marks for most rushing attempts in a season (273 in '83) and a career (668), and most yards rushing in a game (285 vs. Kansas in '83)... 2148 yards rushing as a senior was second highest total in NCAA history (USC's Marcus Allen had 2342 in '81)... Attended Wilson High School in Camden, New Jersey... Born March 1, 1961 in Camden, New Jersey.

NFL STATISTICS												
		RUSHING						RECEIVING				
YEAR	TEAM	G-S	ATT.	YDS.	AVG.	LG	TD	NO.	YDS.	AVG.	LG	TD
1985	Houston	14-6	133	462	3.5	30	8	9	96	10.7	52	0

USFL STATISTICS												
		RUSHING						RECEIVING				
YEAR	TEAM	G-S	ATT.	YDS.	AVG.	LG	TD	NO.	YDS.	AVG.	LG	TD
1984	Pitt.	14-12	223	792	3.6	28	3	32	259	8.1	62	3
1985	Jack.	18-18	320	1361	4.3	34	12	50	366	7.3	23	3
2-YEAR TOTALS		32-30	543	2153	4.0	34	15	82	625	7.6	62	6

HARVEY SALEM	
Tackle	73
	Height 6-6 Weight 285 Born 1/15/61 College Cal-Berkeley How Acquired D 2a, 1983 NFL 4th Year

1985: Played 14 games for the Oilers with 13 starts... Missed first two games of season versus Miami (9/8) and Washington (9/15) due to knee sprain... Had undergone arthroscopic surgery before training camp... Was replaced by Eric Moran while injured before reclaiming starting job in season's fourth game (vs. Dallas)... Pair of missed games broke streak of having played in all 32 games since turning pro.

PRO: An excellent pass blocker with good, quick feet... Was switched from right to left tackle prior to 1984 season and gained 20 pounds in anticipation of facing opponents' top pass rusher... Started 15 of 16 games in '84 and had perhaps finest NFL season thus far (did not start 10/7/84 vs. Bengals but did play)... Started all 16 contests as a rookie in 1983 and was named to the All-Rookie Team by Pro Football Writers of America and Pro Football Weekly... Drafted by the Oilers in the second round (30th overall) in 1983.

COLLEGE/PERSONAL: Was a four-year player at Cal-Berkeley, missing first two games of freshman season before starting final 42 games of career... In 34 of those 42 starts, graded out with the

top score of any Golden Bear offensive lineman... Was a First Team All-PAC 10 choice as a junior and senior, and was named All-America by The Sporting News in 1982... Was mentioned on several other All-America teams, and was also a three-time member of the PAC 10 All-Academic team... Following senior season, earned invitations to Senior Bowl and Japan Bowl all-star games... An avid weight lifter, was also named to the 1982 All-America Strength team... Was also member of Cal-Berkeley's track team as a shot-putter, with personal best throw of 56 feet... Posted better than a 3.0 GPA while earning degree from Cal... Attended Cerrito (Cal.) High School, finishing with a 3.7 GPA... Born January 15, 1961 in Berkeley, California.

NFL STATISTICS

GAMES/STARTS: 1983: 16/16, 1984: 16/15, 1985: 14/13.
3-YEAR TOTALS: 46/44.

JOHN SCHUHMACHER

Guard

62



Height 6-3
Weight 277
Born 9/23/55
College USC
How Acquired D 12, 1978
NFL 6th Year

1985: Started every game last season for only the second time in pro career (also in '82 strike season)... Was expected to battle Dean Steinkuhler for starting right guard position, but Steinkuhler missed entire 1985 season due to knee injury suffered in '84... Was the veteran among Oilers' young offensive line.

PRO: A very versatile performer, can play both guard and tackle positions... Saw action in 15 games in 1984 with ten starts at right guard... Played only one game in 1983 and spent remainder of season on injured reserve with knee injury... Started all nine games in 1982 at left tackle... Was Oilers' starting left guard for 15 contests in 1981... Missed the entire 1979 and '80 seasons with severe back injury... Saw action in 11 games as a rookie in 1978 and is lone remaining Oiler who played in AFC Championship Game that year against Pittsburgh... Drafted by the Oilers in the twelfth round in 1978.

COLLEGE/PERSONAL: Was a three-year letterman at USC, starting final two seasons at tackle... Helped anchor 1977 offensive line that allowed Trojan backs to rush for 3231 yards... Hobbies include horse racing, golf, basketball, bowling, and attending movies... Attended Arcadia (Cal.) High School... Born September 23, 1955 in Salem, Oregon.

NFL STATISTICS

GAMES/STARTS: 1978: 11/0, 1979: Injured Reserve, 1980: Injured Reserve, 1981: 16/15, 1982: 9/9, *1983: 1/1, 1984: 15/10, 1985: 16/16.
5-YEAR TOTALS: 68/51.

*Was on active roster for less than three games, thus 1983 season does not count towards years played.

DOUG SMITH

Defensive Tackle

99



Height 6-4
 Weight 285
 Born 6/6/60
 College Auburn
 How Acquired D2a, 1984
 NFL 2nd Year

1985: Signed with the Oilers on October 10 after having played entire '85 USFL season for Birmingham Stallions... Played in 11 games for Houston with one start (vs. Kansas City 11/3)... Finished with 15 solos and 14 assists for 29 total tackles... Was listed on depth chart as back-up at all three defensive line positions... Had only QB sack of season in that start against Chiefs... Notched season-high five total tackles in game with Steelers November 17... Twice had four tackles in a game, against Cincinnati (12/1) and the N.Y. Giants (12/8)... For the Stallions, played in 17 of 18 games (17 starts) with 36 solos and 13 assists (49 total), four passes defensed, and five QB sacks... Earned All-USFL honors from The Sporting News... Also started pair of playoff games for Birmingham.

COLLEGE/PERSONAL: Played two seasons at East Carolina before following Head Coach Pat Dye to Auburn (sat out 1981 due to transfer)... Drafted by Oilers with the first of two second round selections (29th overall) in 1984... Cumulative career statistics included 248 total tackles and seven QB sacks... In senior season, led Auburn defensive linemen with 97 tackles... Earned NEA Second Team All-America, AP Third Team All-America, and AP/UPI First Team All-Southeastern Conference... Also received invitations to play in East-West Shrine Game and Senior Bowl... Was Defensive Player of the Game in Senior Bowl with nine tackles and pair of pass deflections... Top games of '83 included 15 tackles against Texas and 13 versus Alabama... Contributed 73 tackles as a junior... In two seasons at East Carolina, finished with 78 total tackles and two sacks... Hobbies include traveling and deep sea fishing... Is one of 14 children, family owns shrimp business in North Carolina... Attended Pamlico County High School in Bayboro, North Carolina, lettering in football, basketball, baseball, and track... Born June 6, 1960 in Bayboro, North Carolina.

NFL/USFL STATISTICS

YEAR	TEAM	G-S	TACK.	ASST.	TOTAL	QB SACK
1985	Birmingham (USFL)	17-17	36	13	49	5
1985	Houston (NFL)	11-1	15	14	29	1

TIM SMITH

Wide Receiver

83



Height 6-2
 Weight 206
 Born 3/20/57
 College Nebraska
 How Acquired D 3, 1980
 NFL 7th Year

1985: Was a starter in all 16 games at wide receiver for Oilers... Finished third on club with 46 receptions for 660 yards (14.3 avg.) and two touchdowns... Has now moved into third place on Oilers' all-time receptions list with 202, having surpassed Alvin Reed's 199 in '85... Had two 100-plus yard games and now has 11 in career... Against Dallas September 29, had three catches for 59 yards, and also gained 59 yards (5 catches) versus Kansas City November 3... Had five snags for 77 yards (including season-high 33-yarder) in 37-35 victory over San Diego November 24... In that game, caught crucial fourth-and-15 25-yard pass from Oliver Luck with 13 seconds remaining that set up Tony Zendejas' winning 51-yard field goal... Over final three games of season, caught 18 balls for 310 yards, an average of six receptions for 103.3-yards per game... In game with N.Y. Giants December 8, made seven catches for 120 yards, including a 27-yard TD... Caught seven tosses for season-best 125 yards and one score against Cleveland December 15... Ended season with four receptions for 65 yards versus Indianapolis... In Colts game, was forced into emergency punting duty (1 punt for 26 yards, inside 20) due to injury to Lee Johnson.

PRO: Outstanding receiver known for good hands and accurate routes... Caught 69 balls for 1141 yards (16.5 avg.) in 1984 to become only third player in Oiler history to have consecutive 1000-yard receiving seasons... Others who accomplished that feat were Bill Groman (1473 and 1175 in 1960-61) and Charlie Hennigan (1051 and 1561 in 1963-64)... Had snagged 83 throws for 1176 yards (14.2 avg., career-high six TDs) in 1983... Had more total receptions in those two seasons (152) than any other wide receiver in AFC... Only Kansas City's Carlos Carson produced more receiving yards over that span among conference WRs... Had six 100-plus games in '84... Caught five passes for 159 yards including a career-best 75-yarder (for TD) against Chargers (9/16/84)... Contributed pair of TD catches in game with Jets (11/18/84)... Had second best game as a pro versus Browns (12/16/84) with seven receptions for 167 yards... 83 catches in 1983 was second highest single season total in Houston history, behind Hennigan's 101 in '64, and was most receptions by a WR in entire NFL that season... Established personal best for receiving yards with 197 against Green Bay (8 catches, 9/4/83), and for receptions with 11 versus Buffalo (147 yds, 9/25/83)... Caught two touchdown aeriels in game with Cleveland (12/11/83)... Was selected All-AFC by Pro Football Weekly in '83... Played mostly on special teams during first three seasons in league, catching just four passes for 58 yards during that span... Also serves as Oilers' back-up punter... Drafted in the third round in 1980.

COLLEGE/PERSONAL: Career statistics at Nebraska included 80 receptions for 1239 yards (15.5 avg.) and five TDs (long 65)... Also averaged 40 yards on 150 career punts... Placed in tie

for second in receiving yards on all-time Cornhusker list... Led Big Eight in receptions as a senior with 31 to earn UPI First Team all-conference honors... Also was selected to play in East-West Shrine and Japan Bowl all-star games... With a 3.1 GPA, was an Academic All-America... Is very active in charitable organizations, was selected as Oilers' Miller Lite Man of the Year for past three seasons... Was one of three finalists for 1986 Byron "Whizzer" White humanitarian award... First child was born during Oilers' game against Baltimore (9/21/80)... Hobbies include racquetball and gardening... Attended St. Augustine High School in San Diego... Born March 20, 1957 in Tucson, Arizona.

NFL STATISTICS							
YEAR	TEAM	G-S	NO.	YDS.	AVG.	LONG	TD
1980	Houston	16-0	2	21	10.5	13	0
1981	Houston	4-0	2	37	18.5	25	0
1982	Houston	9-0	0	0	0	0	0
1983	Houston	16-16	83	1176	14.2	47t	6
1984	Houston	16-13	69	1141	16.5	75t	4
1985	Houston	16-16	46	660	14.3	33	2
6-YEAR TOTALS		77-45	202	3035	15.0	75t	12

100-YARD GAMES							
YEAR	OPPONENT	NO.	YDS.	AVG.	LONG	TD	
9/4/83	GREEN BAY	8	197	24.6	47	1	
9/25/83	at Buffalo	11	147	13.4	26	0	
12/11/83	CLEVELAND	7	150	21.4	43	2	
9/9/84	INDIANAPOLIS	6	102	17.9	25	0	
9/16/84	at San Diego	5	159	31.8	75t	1	
10/21/84	SAN FRANCISCO	6	101	16.8	45t	1	
11/11/84	at Kansas City	8	107	13.4	25	0	
12/2/84	PITTSBURGH	7	108	15.4	31	0	
12/16/84	CLEVELAND	7	167	23.9	47	0	
12/8/85	N.Y. GIANTS	7	120	17.1	27t	1	
12/15/85	at Cleveland	7	125	17.9	28	1	

TEAM-BY-TEAM							
TEAM	GAMES	NO.	YDS.	AVG.	LG	TD	
Atlanta	2	7	89	12.7	25	0	
Buffalo	2	12	153	12.8	25	0	
Cincinnati	6	23	261	11.3	25	1	
Cleveland	6	25	486	19.4	47	3	
Dallas	1	3	59	19.7	23	0	
Denver	2	4	86	21.5	40	1	
Detroit	1	2	28	14.0	25	0	
Green Bay	1	8	197	24.6	47	1	
Indianapolis	4	19	244	12.8	23	0	
Kansas City	3	13	166	12.8	25	0	
L.A. Raiders	2	1	20	20.0	20	0	
L.A. Rams	1	6	69	11.5	16	0	
Miami	3	9	82	9.1	14	1	
Minnesota	1	4	26	6.5	11	0	
New Orleans	1	3	59	19.7	28	0	
N.Y. Giants	1	7	120	17.1	27t	1	
N.Y. Jets	1	4	46	11.5	16	2	
Pittsburgh	6	23	350	15.2	36	0	
St. Louis	1	1	10	10.0	10	0	
San Diego	2	10	236	23.6	75t	1	
San Francisco	1	6	101	16.8	45t	1	
Seattle	1	1	13	13.0	13	0	
Tampa Bay	1	8	97	12.1	23	0	
Washington	1	3	37	12.3	18	0	
TOTALS	51	202	3035	15.0	75t	12	

BRIAN SOCHIA

Defensive Tackle

72



Height 6-3
 Weight 254
 Born 7/21/61
 College . N.W. Oklahoma State
 How Acquired FA, 1983
 NFL 4th Year

1985: Appeared in all 16 games for the Oilers, primarily as a back-up on the defensive line... Contributed total of 25 tackles on 15 solos and ten assists... Also had a QB sack and a forced fumble... Had season-high four stops against Denver October 6... In 20-10 win at St. Louis October 27, had three tackles and a QB drop... Two weeks later, made three tackles and forced a Buffalo fumble.

PRO: Has been on Oilers' active roster for total of 44 games in pro career, and has seen action in all of them... In 1984, played in 16 games with three starts and compiled 41 total tackles plus 3½ sacks... High game of season was five tackles against Cleveland (12/16/84)... Was on injured reserve for first four weeks of rookie year due to injured knee... Following activation, played in remaining 12 games with ten starts and notched 55 tackles (45, 10) and three QB sacks... Statistically, career-best game came versus Cincinnati (11/20/83) with ten tackles on nine solos and one assist... Was selected to Pro Football Weekly's All-Rookie Team... Signed by Oilers as free agent prior to 1983 season.

COLLEGE/PERSONAL: Was a four-year starter at N.W. Oklahoma State... Was All-Oklahoma Intercollegiate Council and All-District IX in both junior and senior seasons... Also earned Honorable Mention All-America in '82 with collegiate best 198 tackles (78, 114) and six sacks... Attended St. Lawrence High School in Brasher Falls, New York... Born August 21, 1961 in Massena, New York.

NFL STATISTICS

YEAR	TEAM	G-S	TACK.	ASST.	TOTAL	FUM. FOR.	QB SACK
1983	Houston	12-10	45	10	55	1	3
1984	Houston	16-3	16	25	41	0	3½
1985	Houston	16-0	15	10	25	1	1
3-YEAR TOTALS		44-13	76	45	121	2	7½

DEAN STEINKUHLER

Tackle/Guard

70



Height 6-3
 Weight 273
 Born 1/27/61
 College Nebraska
 How Acquired D 1, 1984
 NFL 3rd Year

1985: Did not see action in any games for Oilers due to continuing rehabilitation of right knee injury... Was on active roster for first five games of season before being placed on injured reserve, then activated before regular season finale... Due to being on active roster for minimum of three games, '85 season does count towards "NFL Experience" category despite not playing in any games... Rehabilitation will be monitored closely during 1986 training camp, is hopeful of regular season return.

PRO: As a rookie in 1984, was shifted by Oilers from guard to right tackle... Started first ten games of season at that position before suffering ligament and cartilage damage to right knee versus Pittsburgh (11/4/84)... Underwent surgery and was placed on injured reserve for remainder of season... Despite limited number of games played, was still selected by Pro Football Weekly to NFL's All-Rookie team... Following knee injury, Oilers moved Bruce Matthews to right tackle... Due to fine job turned in by Matthews, will be shifted by Houston coaches back to collegiate position of right guard... Was the third of three consecutive first round picks invested by the Oilers in offensive linemen (Mike Munchak in '82, Bruce Matthews in '83)... Drafted by Houston in the first round (2nd overall, behind Nebraska teammate Irving Fryar) in 1984.

COLLEGE/PERSONAL: Was a three-year starter during outstanding career at Nebraska... Played for freshman team in 1979, was redshirted in '80, started at left guard in '81, and at right guard in '82 and '83... Was selected First Team All-America as a senior by UPI, NEA, Walter Camp, Sporting News, Football Coaches, Football Writers, and College and Pro Football News-weekly... In '83, also won the Outland and Lombardi trophies, symbolic of the best lineman in college football... Was also unanimous First Team All-Big Eight selection as well as being selected to play in Hula Bowl and Japan Bowl... Was co-captain in '83, one of most memorable plays came in Orange Bowl versus Miami on now-infamous "fumblerooski"... Picked up purposely fumbled ball and ran it 19 yards for a touchdown... Considered the best offensive lineman to play at Nebraska during era of current Head Coach Tom Osborne... Turned in the fastest 40-yard dash time ever for a Cornhusker lineman (under 4.7)... Is very active in both Ronald McDonald House and Special Olympics... Attended Sterling High School in Burr, Nebraska... Saw action at five different positions for Burr's "eight-man" team and was selected as top defensive player in state in 1978 by Lincoln Journal Star... Also lettered in basketball and track... Born January 27, 1961 in Burr, Nebraska.

NFL STATISTICS

GAMES/STARTS: 1984: 10/10, 1985: 0/0, 2-YEAR TOTALS: 10/10

MIKE STENSRUD

Defensive Tackle

67



Height 6-5
 Weight 280
 Born 2/19/56
 College Iowa State
 How Acquired D 2a, 1979
 NFL 8th Year

1985: Started every Oiler game for first time since 1982... As Houston's middle guard, contributed 35 solos and 30 assists for 65 total tackles... Additional statistics included four QB sacks, an interception, a fumble recovery, a forced fumble, and two blocked PATs... Recovered a fumble and blocked a PAT against Washington September 15... Had only interception of career on Boomer Esiason pass in 44-27 win over Cincinnati October 20... Two weeks later, notched seven tackles and season-best two sacks in game with Kansas City... Versus Buffalo November 10, was credited with seven tackles, a sack, and a pass break-up... In season finale against Colts, had six stops, a sack, and a PAT block.

PRO: Enters 1986 season with streak of 93 consecutive games played... Played in 16 games with 14 starts in 1984, and had career-high 76 total tackles (41, 35) plus 4½ sacks... Top two games of '84 included ten tackles versus Browns (11/25/84) and nine against Bengals (10/7/84)... In strike-shortened '82 campaign, started all nine games and led all Oiler linemen with 33 tackles... Played first three seasons in Houston as defensive end before being shifted to middle guard... Produced highest sack total of career with seven in 1980... Missed ten games of rookie season due to severe knee injury... Was first of two second round Oiler draft choices in 1979 on pick obtained from Kansas City.

COLLEGE/PERSONAL: Enjoyed standout career at Iowa State... Had 91 tackles as a senior and was selected First Team All-Big Eight and Second Team All-America by AP... Statistically, had best season for Cyclones as a junior with 115 tackles and a conference-leading 15 QB sacks to earn All-Big Eight honors... Received degree in agricultural administration... Is very involved in Fellowship of Christian Athletes... Attended Lake Mills (Ia.) High School... Born February 19, 1956 in Lake Mills, Iowa.

NFL STATISTICS

YEAR	TEAM	G-S	TACK.	ASST.	TOTAL	FUM. REC.	FUM. FOR.	QB SACK
1979	Houston	6-0	5	3	8	0	0	2
1980	Houston	16-0	32	23	55	1	1	7
1981	Houston	16-1	28	20	48	1	0	4
1982	Houston	9-9	21	12	33	1	1	2
1983	Houston	16-6	18	8	26	1	0	2
1984	Houston	16-14	41	35	76	1	0	4½
1985	Houston	16-16	35	30	65	1	1	4
7-YEAR TOTALS		95-46	180	131	311	6	3	25½

ADDITIONAL STATS

Interceptions: 1 for 0 in 1985.

STEVE TASKER

Wide Receiver/KR

80



Height 5-9
 Weight 185
 Born 4/10/62
 College Northwestern
 How Acquired D 9, 1985
 NFL 2nd Year

1985: Despite low-round draft status, made final roster primarily based on kick return abilities... Played in season's first seven games before suffering knee injury and being placed on injured reserve for remainder of year... At various times for Oilers, was a receiver, a rusher, a kick returner, and a special teamer... Returned 17 kicks for 417 yards and a 26.3 average that would have been tops in AFC... Did not have enough returns to qualify for conference ranking... Caught two balls for 19 yards and rushed twice (on reverses) for 16 more... Also had six solos and two assists on special team tackles... Returned four kickoffs for 95 yards in season-opening 26-23 besting of Miami... Ran two back for 102 yards, including season-best 52-yarder at Washington September 15... Caught a pass for 14 yards, rushed once for 13, and had three special team tackles versus Denver October 6.

COLLEGE/PERSONAL: Drafted by Oilers in ninth round (226th overall) in 1985... Was used strictly as return specialist at Northwestern and finished career as Wildcats' all-time leader in punt return average and was third in kickoff return average... In career, returned 28 punts for 303 yards (10.8 avg.), and 31 kickoffs for 752 yards (24.3 avg.)... As a senior, averaged 11.7 yards on punt returns (7/82 yds.) and 24.4 yards on kickoffs (14/342 yds., long 72)... Transferred to Northwestern prior to sophomore year from Dodge City (Kan.) Junior College... Attended Wichita County High School in Leoti, Kansas, lettering in football and track... Won four gold medals in state track meet... Born April 10, 1962 in Leoti, Kansas.

NFL STATISTICS

YEAR	TEAM	G-S	RECEIVING					KICKOFF RETURNS				
			NO.	YDS.	AVG.	LG	TD	NO.	YDS.	AVG.	LG	TD
1985	Houston	7-0	2	19	9.5	14	0	17	447	26.3	52	0

ADDITIONAL STATS

Rushing: 2 for 16 yds., long 13 in 1985
Tackles: 6-2-8 in 1985

JAMIE WILLIAMS

Tight End

87



Height 6-4
Weight 232
Born 2/25/60
College Nebraska
How Acquired . . . Waivers, 1984
NFL 4th Year

1985: For second straight season, started all 16 games at tight end for Oilers... Finished fourth on club's receiving chart with 39 catches for 444 yards (11.4 avg.) and one touchdown... Caught a pass in 14 of 16 Houston games (shutout vs. Browns 10/13 and Bills 11/10)... Also returned pair of kickoffs for 21 yards... Caught four balls for 72 yards against Denver October 6... Two weeks later, snagged four throws for 41 yards in Oilers' 44-27 win over Cincinnati... Established personal high for yards (76) and tied best-ever reception total (5) in 37-35 triumph over San Diego November 24... Again caught five balls for 52 yards and only TD of '85 in game with Giants December 8.


PRO: After disappointing rookie season, saw career turn around upon arrival in Houston... Started all 16 contests for Oilers in 1984 and finished second on team in receptions (41), yards (545), and TDs (3) behind Tim Smith... Top game of season came versus Bengals (10/7/84) with five catches for 68 yards... Had touchdown receptions against 49ers (10/21/84), Steelers (11/4/84), and Chiefs (11/11/84)... Career-long reception was 32-yarder versus Browns (12/16/84)... Along with Chris Dressel, was only Oiler to catch at least one pass in every '84 game... Was with three teams in one year before joining Oilers... Was drafted in third round by Giants in 1983 as second TE selected overall (Buffalo picked Tony Hunter in first round), but was released on final roster cut-down... Signed by St. Louis, played four mid-season games for Cardinals before pressing need for defensive help caused release... Then-Cardinal boss Jim Hanifan advised, "Don't give up—you can play in this league"... Signed by Tampa Bay following '83 season due to contractual difficulties with Buc starter Jimmie Giles, but was released prior to mini-camp when Giles came to terms... Claimed by Oilers on waivers from Tampa Bay prior to 1984 season.

COLLEGE/PERSONAL: Played in run-oriented offense at Nebraska, but still managed totals that included 44 catches for 516 yards (11.7 avg.) and seven touchdowns... Earned First Team All-Big Eight and AP Honorable Mention All-America honors as a senior... Played in both the Senior Bowl (caught 11-yd. pass for winning TD) and Hula Bowl (4/67 yds.)... In junior year, had 55-yard catch versus Penn State and caught two TD passes against Kansas State... Also played in Orange Bowl that year against Clemson... Majored in broadcasting and speech communications, would like to pursue television career... Attended Davenport (Ia.) Central High School, lettering in football, basketball, and track... Was All-America and All-State in both football and basketball... Has 30"-plus vertical leap, also received scholarship offers for basketball... Born February 25, 1960 in Davenport, Iowa.

NFL STATISTICS							
YEAR	TEAM	G-S	NO.	YDS.	AVG.	LONG	TD
1983	St. Louis	4-0	0	0	0	0	0
1984	Houston	16-16	41	545	13.3	32	3
1985	Houston	16-16	39	444	11.4	29	1
3-YEAR TOTALS		36-32	80	989	12.4	32	4

ADDITIONAL STATS

Kickoff Returns: 1 for 0 yds. in 1984; 2 for 21 yds., long 12 in 1985 for total of 3 for 21 yds., 7.0 avg., long 12

BUTCH WOOLFOLK	
Running Back	40
	Height 6-1 Weight 212 Born 3/1/60 College Michigan How Acquired Trade, 1985 NFL 5th Year

1985: Was obtained by the Oilers from the Giants in exchange for an '85 third round draft pick on March 21, 1985... Played in all 16 games for the Oilers with 14 starts... Finished second in team rushing with 103 carries for 392 yards (3.8 avg.) and one TD... Ranked third in the AFC (behind San Diego's Lionel James with 86, L.A. Raiders' Todd Christensen with 82) and first on the club with 80 receptions for 814 yards (10.2 avg.) and four touchdowns... Marked the fourth highest reception total in Oiler history behind Charlie Hennigan's 82 in 1961, Hennigan's 101 in '64, and Tim Smith's 83 in '83... 1206 total yards ranked 15th in conference... Had season-high 180 total yards in opening day win over Miami September 8... Rushed 12 times for 60 yards and caught three passes for 120 more, including personal best 80-yard TD snag versus Dolphins... Against Denver October 6, had 147 total yards (23 rushing, 8/124 receiving) that included a 67-yard touchdown catch... Had eight receptions for 46 yards versus Cleveland the following week, catching seven or more passes for for the second game of an eventual seven times in '85... Had most carries of season (20) in game with St. Louis for 64 yards... Had second 100-plus yard rushing game of career November 3 in 23-20 win over Kansas City with 14 attempts for 101 yards, including a best-ever 43-yard scamper (also a 30-yarder) and only rushing TD of season... Also caught six balls for additional 74 yards versus Chiefs... Over last six games of season, averaged seven receptions per game... On two occasions, established career-high with nine catches, against San Diego (11/24) and Cincinnati (12/1)... Those receptions in Bengal game went for 130 yards (46-yd. TD)... Had seven catches for 96 yards and one score (15 yds.) in game with Cleveland (12/15).

PRO: A versatile back who is adept at running and receiving... After leading Giants in rushing in first two seasons, saw production and playing time slip in 1984 when team adopted one-back offense... In '84, rushed just 40 times for 92 yards and caught nine balls for 53 more... Started all 16 games for New York in '83 and accounted for 1225 total yards (246/857 yds.

rushing, 28/368 yds. receiving)... Set NFL record (later tied by Tampa Bay's James Wilder) with 43 carries in game with Philadelphia (11/20/83), and ran for career-best 159 yards in that contest... Also established best receiving yards total that season with 135 (4 catches) against Dallas (11/7/83)... As a 1982 rookie, played all nine games in strike season, gaining 439 yards and catching 22 passes for additional 224... That performance earned unanimous selection to NFL All-Rookie team as well as NFC Offensive Rookie of the Year (NFLPA)... Caught six passes for 102 yards including game-winner on 40-yard TD snag in 17-14 victory over Oilers (12/5/82)... Originally drafted by the Giants in first round (18th overall) in 1982.

COLLEGE/PERSONAL: Enjoyed outstanding career at Michigan, setting all-time Wolverine rushing record with 3861 yards on 715 attempts (5.4 avg.) and 29 TDs... 16 100-plus yard games was also a school record... Led Big Ten in rushing as a senior with 1459 yards that included a 253-yard effort against Michigan State... During Michigan career, was MVP in both Rose Bowl (182 yds. rushing) and Bluebonnet Bowl (186 yds. rushing)... Was selected to play in Hula Bowl and Olympia Gold Bowl... Played in same backfield with current teammate Stan Edwards for Wolverines... Was also four-time letterman for track team and qualified for 1980 Olympic trials in the 200-meters... Attended Westfield (N.J.) High School, lettering in football and track... Was all-state in both sports... Given name is Harold... Born March 1, 1960 in Milwaukee, Wisconsin.

NFL STATISTICS

YEAR	TEAM	RUSHING						RECEIVING				
		G-S	ATT.	YDS.	AVG.	LG	TD	NO.	YDS.	AVG.	LG	TD
1982	Giants	9-8	112	439	3.9	18	2	23	224	9.7	40t	2
1983	Giants	16-16	246	857	3.5	22	4	28	368	13.1	44	0
1984	Giants	15-8	40	92	2.3	17	1	9	53	5.9	13	0
1985	Houston	16-14	103	392	3.8	43	1	80	814	10.2	80t	4
4-YEAR TOTALS		56-46	501	1780	3.6	43	8	140	1459	10.4	80t	6

ADDITIONAL STATS

Kickoff Returns: 20 for 428 yds., 21.4 avg., long 34 in 1982; 14 for 232 yds., 16.6 avg., long 27 in 1984 for total of 34 for 660 yds., 19.4 avg., long 34

TONY ZENDEJAS

Placekicker

7



Height 5-8
 Weight 160
 Born 5/15/60
 College Nevada-Reno
 How Acquired . . . Trade, 1985
 NFL 2nd Year

1985: Was acquired by Oilers from Redskins in exchange for fifth round choice in 1987 on August 27, 1985... Originally selected by Washington in first round of NFL supplemental draft in 1984... Had fine season for Oilers in '85, appearing in 14 games... Converted 29 of 32 PATs and 21 of 27 FGs to lead team with 92 points... Point total was fourth highest in club history behind George Blanda's 115 in 1960, Earl Campbell's 114 in '79,

and Blanda's 112 in '61...21 field goals tied Houston single season record also held by Toni Fritsch (1979)...77.8% FG conversion ranked fifth in AFC... Was eight of ten from 40-plus yards (3/3 from 50-plus)... Shared kickoff duties with Lee Johnson... Connected from 35 and 46 yards in 23-20 win over Miami September 8... The following week, hit from 44 and 43 yards at Washington... Accounted for all Oilers' scoring with 50 and 27-yarders in 21-6 loss to Cleveland October 13... Kicked 38-yard winning field goal with 14 seconds remaining to beat Kansas City 23-20 November 3... Had finest game of year November 24 versus San Diego with successful boots of 46, 52, and 51 yards... 51-yarder with two seconds left in game gave Houston 37-35 victory... Competed with Redskins' Mark Moseley in training camp before trade to Oilers.

PRO (USFL): Played 1984 and '85 USFL seasons for Los Angeles Express... In 18 games in '85, converted 22 of 23 PATs and 26 of 34 FGs for 100 points... Connected on 24 of 27 FGs from inside the 50... Twice hit four field goals in a game and was only kicker to be named league's Player of the Week... In rookie season of 1984, made all 33 PAT attempts and 21 of 30 field goal tries... Earned All-USFL honors from The Sporting News... Had streak of nine straight FG conversions and was good on 15 of 16 kicks from inside 41... Was selected in the fifth round of the 1984 USFL open-school draft (signed 2/21/84).

COLLEGE/PERSONAL: Enjoyed outstanding career at Nevada-Reno... Established NCAA Division 1-AA, Big Sky Conference, and school records for most points (300) and field goals in a career (70)... Was a three-time Division 1-AA All-America selection... On career, made 70 of 86 FG attempts, including 45 of 59 from inside the 40... Led conference in scoring three times, including 106-point effort in 1983 (23/29 FGs, 37 PATs)... Kicked field goals of 56 and 53 yards in playoff win over Idaho State as a senior... Has three cousins (Joaquin, Max, Luis) and one brother (Marty) who have also been successful placekickers... Attended Chino (Cal.) High School... Born May 15, 1960 in Curimeo Michucan, Mexico.

NFL STATISTICS

YEAR	TEAM	G	PATs	FGs	PCT.	BLK.	NET YDS.	AVG. MADE	LG.	PTS.
1985	Houston	14	29/32	21/27	.778	0	784	37.3	52	92

NFL FIELD GOAL ACCURACY

YEAR	1-19	20-29	30-39	40-49	50-PLUS	TOTAL	PCT.
1985	0/0	6/7	7/10	5/7	3/3	21/27	.778

1985 KICKING

Miami (35, 46); at Washington (44, 43, 42, 33); at Pittsburgh (0 att.); Dallas (33, 37); at Denver (27, 25); Cleveland (50, 27); Cincinnati (40, 34, 28, 32); at St. Louis (39, 38); Kansas City (39, 38); at Buffalo (0 att.); Pittsburgh (0 att.); San Diego (46, 52, 51); at Cincinnati (25, 26); N.Y. Giants (0 att.); at Cleveland (24); at Indianapolis (45)

KICKING SURFACES

YEAR	HOME	HOME PCT.	ROAD GRASS	ROAD TURF	ROAD TOTAL	ROAD PCT.
1985	12/15	.800	4/7	5/5	9/12	.750

USFL STATISTICS

YEAR	TEAM	G	PATs	FGs	PCT.	LG	PTS.
1984	Los Angeles	18	33/33	21/30	.700	46	96
1985	Los Angeles	18	22/23	26/34	.765	52	100
2-YEAR TOTALS		36	55/56	47/64	.734	52	196

USFL FIELD GOAL ACCURACY

YEAR	1-19	20-29	30-39	40-49	50-PLUS	TOTAL	PCT.
1984	1/1	5/5	8/9	7/11	0/4	21/30	.700
1985	1/1	4/4	9/10	10/12	2/7	26/34	.765



1986 DRAFT CHOICES

ROUND	NO.	PLAYER	POS.	HT.	WT.	BIRTHDATE	COLLEGE
1	3	Jim Everett	QB	6-5	212	1/3/63	Purdue
2	34	Ernest Givins	WR/KR	5-9	168	9/3/64	Louisville
3	61	Allen Pinkett	RB	5-9	181	1/25/64	Notre Dame
5	114	Jeff Parks	TE	6-4	238	9/14/64	Auburn
6	145	Ray Wallace	RB	6-0	217	12/3/63	Purdue
8	201	Larry Griffin	CB	6-1	197	1/11/63	N. Carolina
9	228	Bob Sebring	LB	6-2	236	4/10/63	Illinois
10	267	Don Sommer	C/G	6-4	260	2/1/64	Texas-El Paso
11	286	Mark Cochran	T	6-5	281	5/6/63	Baylor
12	313	Chuck Banks	RB	6-2	225	1/4/64	W. Virginia Tech.

CHUCK BANKS

Running Back

36



Height 6-2
 Weight 225
 Born 1/4/64
 College . . . West Virginia Tech
 Draft 12, 313

COLLEGE/PERSONAL: Played two seasons for West Virginia Tech after transferring from Ferrum (Va.) Junior College... An excellent blocker, also has good speed and hands... In just two years, finished as West Virginia Tech's all-time leading rusher with 1138 yards on 229 carries (5.0 avg., long 70) for ten touchdowns... Also had 13 catches for additional 122 yards (9.4 avg.) and one TD... As a senior, was moved from tailback to fullback and responded with 509 yards rushing on 108 totes and seven TDs to earn Second Team All-West Virginia Conference honors... In junior season, carried 121 times for 629 yards (5.2 avg.) and three scores... Had a 6.5 per-carry average in junior college... Attended Northwestern High School in Baltimore... Born January 4, 1964 in Baltimore, Maryland.

MARK COCHRAN

Tackle

77



Height 6-5
 Weight 281
 Born 5/6/63
 College Baylor
 Draft 11, 286

COLLEGE/PERSONAL: Was a three-year starter for Baylor... Assets include size, strength, mobility, and intelligence... Was

considered the Bears' most consistent pass blocker and graded out as top offensive lineman over last two seasons... Was AP and UPI First Team All-Southwest Conference choice in '85... Had perhaps finest game of senior season against Houston's T.J. Turner in Astrodome... Also earned All-SWC honors in 1984... Majored in business... Attended Sam Rayburn High School in Houston suburb of Pasadena and was All-City selection as a senior... Born May 6, 1963.

JIM EVERETT	
Quarterback	12
	Height 6-5
	Weight 212
	Born 1/3/63
	College Purdue
	Draft 1, 3

COLLEGE/PERSONAL: Considered the finest quarterback in the country, was the third player selected in the first round of the NFL draft (Tampa Bay—Bo Jackson, Atlanta—Tony Casillas)... Possesses all characteristics of classic QB including intelligence, strong arm, mobility, toughness, and leadership... Had sensational career at Purdue... Actually played parts of five seasons for Boilermakers because NCAA had granted additional year of eligibility (completed 1 of 5 in limited play in '81)... Career statistics included 572 completions in 965 attempts (59.3%) for 7411 yards, 43 touchdowns, and 33 interceptions... Completion percentage was best in school history... In long line of outstanding Purdue quarterbacks, finished third in total offensive yards, third in pass attempts, third in completions, third in passing yards, third in TD passes, and second in lowest interception rate—all despite starting only equivalent of 2¼ seasons (25 starts, 33 played)... Ranks sixth all-time on Big Ten's career passing and total offense lists... Had 21 200-yard games (17 straight at one point), ten 300-yard games and two 400-yard games... Said Purdue Head Coach Leon Burnett, "—faced every defense known to man—played against one of the nation's most difficult schedules and still led the country in total offense"... As a senior, established Purdue single-season records for completions (285), attempts (450), yards (3651), and touchdowns (23)... Connected on 63.3% of passes and threw just 11 interceptions... Finished sixth in balloting for Heisman Trophy... Was AP Third Team All-America selection and was also Second Team All-Big Ten (first round draftee Chuck Long of Iowa was 1st Team)... Purdue's offensive captain, was also voted team MVP as well as being an Academic All-Big Ten choice... '85 figures for completions, attempts, passing yards, total yards, and touchdown passes were all second best in Big Ten history... 3651 passing yard total was sixth best ever recorded in NCAA history... In 1985, finished first in nation in total offense (326.3 yds. per game) and led Boilermakers to the second spot on NCAA passing chart (341.8 yds. per game)... Purdue also finished in national top ten in overall offense (436.5 yds. per game)... Had a streak of 153 pass attempts without an interception, and a skein of 243 throws over 22 quarters with just one pick-off... Became first Big Ten quarterback to pass for over 2000 yards in first six games of a season after having been first Purdue QB to throw for over 1000

yards in campaign's first three contests ... Opened '85 season by completing 34 of 53 passes for 398 yards and three TDs against Pittsburgh, then followed that with 24 of 32 (75%) for 340 yards and four scores versus Ball State ... In season's third game against Notre Dame, threw for 368 yards and three TDs with 27 of 49 performance ... Was spectacular in game with Illinois, connecting on 27 of 47 for 464 yards and four TDs ... The next week against Ohio State, threw for career-best 497 yards by setting school records for attempts (55) and completions (35) ... Those two 400-yard performances ranked as second and third best in school history (3rd, 5th best in Big Ten history) ... Had two more 300-yard games in '85 with 315 against Michigan State (34 of 51, 66.7%) and 315 against Iowa (23 of 32, 71.9%) ... Outdueled Chuck Long in that contest (20 of 33, 268 yds., 60.6%) ... In junior season of '84, completed 249 of 431 passes (57.8%) for 3256 yards, 18 touchdowns, and 16 interceptions ... Later broke own records set in '84 for single-season passing yards, completions, attempts, and total offense ... Was selected Academic All-Big Ten and Honorable Mention All-Big Ten ... Was Purdue's Male Athlete of the Year as well as being football team's MVP ... Also selected Male Athlete of the Year in hometown of Albuquerque ... Finished first in Big Ten and fifth in country in total offense as Boilermakers finished seventh in nation in passing offense ... Helped lead Purdue to second place finish in Big Ten and invitation to Peach Bowl ... 1984 marked first time that Purdue had beaten Notre Dame, Ohio State, and Michigan in same season ... Had three 300-yard games including 335 against Michigan State (27 of 42, 64.3%), 312 against Northwestern (25 of 35, 71.4%, 3 TDs), and 328 against Wisconsin (23 of 49, 2 TDs) ... In 1983, connected on 31 of 66 passes for 433 yards, two TDs, and five interceptions ... 1982 statistics included completing six of 13 for 64 yards with no TDs or interceptions ... Holds degree in finance ... Father is professor at University of New Mexico and mother teaches in Albuquerque school system ... Attended El Dorado High School in Albuquerque, lettering in football, golf, basketball, and wrestling ... Won All-State honors as quarterback and safety, leading team to 13-0 record and Class AAAA title in 1980 (108 of 198, 1464 yds., 13 TDs) ... Played quarterback only as a senior and was recruited by most colleges as a defensive player ... Was captain of golf and football teams as well as being member of National Honor Society ... Born January 3, 1963.

ERNEST GIVINS

Wide Receiver


81



Height 5-9
Weight 168
Born 9/3/64
College Louisville
Draft 2, 34


COLLEGE/PERSONAL: A multi-talented, game-breaking player with excellent speed... An outstanding receiver who can make the clutch catch with break-away ability... A versatile performer, at various times in collegiate career, was utilized as receiver, rusher, passer, kick returner, and punt returner... Enjoyed successful two-year career at Louisville following transfer from Northeast Oklahoma Junior College... Two-year Cardinal

career statistics included 67 receptions for 1266 yards (18.9 avg.) and eight touchdowns... Also rushed 20 times for 222 yards (11.1 avg.), returned 43 kickoffs for 1054 yards (24.5 avg., 2 TDs), and had 22 punt returns for 176 yards (8.0 avg.)... As a 1985 senior for first-year Head Coach Howard Schnellenberger, single-handedly accounted for 34% of Louisville's offense with 1847 total offensive yards... Finished '85 with 34 catches for 577 yards (17.0 avg., long 49) and four TDs while excelling on the reverse with 15 rushes for 204 yards (13.6 avg., 1 TD)... Finished second in the nation in kickoff returns (behind Utah's Erroll Tucker) with 29 for 801 yards (27.6 avg., 2 TDs)... Also returned 18 punts for 154 yards (8.6 avg., long 40) and completed four of five passes for 111 yards and two touchdowns... Earned AP Honorable Mention All-America honors and was AP First Team All-South Independent selection... Received invitations to play in Blue-Gray Game, Hula Bowl, and Senior Bowl... Won MVP honors in Senior Bowl with four catches for 115 yards and two TDs... Was selected Cardinals' MVP... Two kickoff returns for scores came on 94-yarder versus Western Kentucky and 93-yarder against Indiana... Caught four balls for 80 yards and pair of TDs in game with Central Florida... Had 86 yards on four catches against Houston... Top receiving yards game of '85 was 111 on three snags against Virginia Tech... 42 points scored (7 TDs) ranked second on team... Had career-high 39-yard run against Miami (Fla.) and best-ever 40-yard punt return in game with Southern Mississippi... In 1984 junior season, caught 33 balls for 689 yards (20.9 avg.) and four touchdowns (5 rush/18 yds.)... Returned 14 kickoffs for 253 yards, and four punts for 22 yards... Had four 100-yard games in '84... Caught four passes for 100 yards against Murray State and seven for 102 versus Rutgers... Top game of career came with 148 yards on seven receptions in game with SMU... Was two-time Player of the Week recipient (vs. SMU, Houston)... JuCo statistics included 37 catches for 712 yards (19.2 avg.) and ten TDs... Also was member of Northeast Oklahoma's track team, earning Honorable Mention All-America honors... Was timed by pro scouts at 4.36 in 40-yard dash... Majored in recreation... Father played for Cleveland Indians... Attended Lakewood High School in St. Petersburg, Florida, lettering in football, baseball, and track... Was school's Player of the Year as well as achieving All-America status as a senior... Born September 3, 1964.

LARRY GRIFFIN	
Cornerback	22
	Height 6-1
	Weight 197
	Born 1/11/63
	College North Carolina
	Draft 8, 201

COLLEGE/PERSONAL: Played first three seasons at North Carolina as wide receiver before 1985 spring practice shift to cornerback... Positional move was made due to Tar Heels' need for additional athletic ability in secondary... Good quickness and unselfish attitude were pluses during Tar Heel tenure... Three-year receiving statistics (was red-shirted due to knee injury in 1982) included 38 receptions for 567 yards (14.9 avg.) and seven

touchdowns... In first year at cornerback in '85, earned All-Atlantic Coast Conference honors with 39 solos and 32 assists for 71 total stops... Also had team-leading six interceptions plus a fumble recovery and four passes defensed... Returned 17 punts for 87 yards last season... In 1984, caught 12 passes for 146 yards... Best receiving season came as an '83 sophomore with 16 snags for 230 yards (14.4 avg.) and four TDs... In 1982, shared Tar Heel Freshman of the Year honors with 1985 first round draftee (Kansas City) Ethan Horton... Had ten receptions for 191 yards (19.1 avg.) and three touchdowns that year... Majored in industrial relations... Attended Great Bridge High School in Chesapeake, Virginia, lettering in football, basketball, and baseball... Played on pair of district championship teams as a quarterback, throwing for 18 TDs and rushing for ten more during that span... Originally attended North Carolina as a QB... Born January 11, 1963.

JEFF PARKS	
Tight End	47
	Height 6-4
	Weight 238
	Born 9/14/64
	College Auburn
	Draft 5, 114

COLLEGE/PERSONAL: A four-year letterman at Auburn, was considered one of the best blocking tight ends eligible for '86 NFL draft... A two-year starter, finished Tiger career with 34 catches (41 games) for 401 yards (11.8 avg.) and two touchdowns (long 39)... Earned Second Team All-Southeastern Conference honors as a senior with 11 catches for 132 yards and one TD, though primary responsibility in Auburn offense was to block for Bo Jackson... Also was Academic All-SEC choice in '85... Was Second Team All-SEC as a junior in Tiger wishbone with career-best 14 receptions for 179 yards (12.8 avg.)... In 1983, nabbed eight passes for 84 yards and one TD as a back-up after catching one pass in limited freshman play... Never missed a practice during Auburn career... Majored in communications, has aspirations for broadcasting career... Hobbies include swimming, basketball, and reading... Also enjoys Clint Eastwood movies and listening to Van Halen... Attended Gardendale (Ala.) High School... Was Jefferson County Lineman of the Year as well as All-State and All-America as a senior with 26 receptions for 410 yards and five TDs... Born September 14, 1964 in Columbia, South Carolina.

ALLEN PINKETT

Running Back


20



Height 5-9
Weight 181
Born 1/25/64
College Notre Dame
Draft 3, 61

COLLEGE/PERSONAL: Enjoyed outstanding, record-setting career at Notre Dame . . . A three-time All-America, finished South Bend tenure as all-time leading rusher in school history with 4131 yards on 889 carries (4.6 avg., long 76) for 49 touchdowns . . . Eclipsed previous record-holder Vagas Ferguson by 659 yards . . . Was sixth all-time Irish receiving leader in demonstration of outstanding pass-catching abilities with 73 receptions for 774 yards and three TDs . . . With 320 total points (1 TD on KR, 2 PATs), shattered all-time Notre Dame career scoring record previously set by Red Salmon between 1900-03 . . . 53 TDs ranks fourth on all-time NCAA list behind Tony Dorsett (59), Glenn Davis (59), and Steve Owens (56) . . . Also is 19th on all-time NCAA career rushing chart . . . Was 22nd player in NCAA history and first in Irish annals to top 4000-yard mark rushing . . . Is only player in school history to rush for 1000 yards in three consecutive seasons . . . Including two bowl games, had 23 career 100-yard games and was voted team MVP three times . . . With 4220 yards, finished fifth among Notre Dame's all-time total offense leaders . . . Holds 19 different Notre Dame records . . . Over four-year career, averaged 96.1 yards rushing per game . . . From 1983-85, was voted school's outstanding performer in weight room . . . Overall, played 45 games with 36 starts (last 35) . . . As a senior, gained 1100 yards on 255 rushes with 11 TDs (17 rec./135 yds.) to earn Football News First Team All-America and AP/UPI Honorable Mention All-America honors . . . Finished eighth in Heisman Trophy balloting . . . Was a team captain and earned invitations to Blue-Gray and Japan Bowl all-star games . . . With 1100 yards rushing, finished career with three of top five rushing seasons in school history . . . Had six 100-yard games in '85 with top effort of 161 and three TDs (27 att.) in head-to-head battle with Navy's Napoleon McCallum . . . Scored at least one TD in seven straight senior games . . . Junior season stats included 1105 yards rushing on 275 carries (4.0 avg., long 66) for career-best 17 TDs (19 rec./257 yds., 1 TD) and AP/UPI Honorable Mention All-America accolades . . . 17 TDs tied Ferguson's school record and ranked second in nation behind Ohio State's Keith Byars . . . Had four 100-yard games and averaged 142.8 over last five contests . . . Tied school mark for carries in a game with 40 against LSU, good for 162 yards . . . Also gained 189 yards and had four TDs against Penn State, ran for 165 against Navy, and 136 in Aloha Bowl versus SMU . . . Sophomore totals featured career-high 1394 yards rushing on 252 runs (5.5 avg.) for 16 TDs (28 rec./288 yds., 2 TDs) . . . Post-season recognition included Sporting News First Team All-America and AP/UPI Second Team All-America . . . Missed Ferguson's single-season school record by 43 yards, finishing fifth in nation . . . 18 total touchdowns set Notre Dame TD record, and 110 points established total points record, surpassing Red Salmon's 105 in 1903 . . . Also set new Irish records with nine 100-yard games (5 straight) and 1682 all-purpose yards . . . Top two rushing games came as sophomore with 217 yards and four

TDs against Penn State, and 197 yards versus Air Force, best back-to-back games in Irish history... Gained 111 yards in Liberty Bowl game with Boston College... 28 receptions also paced Irish, thus becoming first player since Nick Eddy in 1965 to lead team in rushing and receiving... Scored three TDs in '83 against Army and USC... Had 532 yards on 107 totes (5.0 avg.) with five TDs as a freshman (9 rec./94 yds.) to earn spot on Football News' All-Freshman team... Also returned 14 kicks for 354 yards (25.3 avg.) and one TD (93 yds. vs. Penn State)... First collegiate 100-yard game came with 129 versus Navy... Career-best run of 76 yards came against top-ranked Pittsburgh... Competed in 1983 and '84 for Irish track team in 60-yard dash and was '84 NCAA indoor qualifier... Was member of NCAA Committee on Recruiting... Majored in marketing... Attended Parkview High School in Sterling, Virginia, lettering in football and track... Was All-State as a junior and senior, and finished career with over 4700 yards rushing and 57 TDs... Scored five TDs and ran for 230 yards in state championship game in junior season... Was captain of football and track teams, and was member of National Honor Society with 3.5 GPA... Born January 25, 1964 in Washington, D.C.

BOB SEBRING	
Linebacker	95
	Height 6-2
	Weight 236
	Born 4/10/63
	College Illinois
	Draft 9, 228

COLLEGE/PERSONAL: Attended Illinois for final two seasons after transferring from Saddleback Junior College in Mission Viejo, California... A hard-hitting and aggressive player, will be moved from outside to inside LB with the Oilers... Final Illini statistics included 57 solos and 43 assists for 100 total tackles, three fumble recoveries, and two interceptions (8 yds.)... As a senior, ended with 28 solos and 24 assists... Was considered Illini's most consistent defensive player as a junior, earned Honorable Mention All-Big Ten honors with 29 solos, 19 assists, and pair of pick-offs... Was also a top special teamer for Illinois... As a JuCo player, was shifted from quarterback to safety to linebacker, and was twice an all-conference choice at LB... Majored in business... Hobbies include weight lifting, jogging, boxing, and going to the beach... Attended El Modena High School in Villa Park, California, lettering in football and basketball... Played quarterback in high school and earned all-conference honors... Born April 10, 1963.

DON SOMMER

Center/Guard

64



Height 6-4
Weight 260
Born 2/1/64
College Texas-El Paso
Draft 10, 267

COLLEGE/PERSONAL: Played both guard and tackle during four-year career at Texas-El Paso . . . Will be utilized at guard and center by Oilers . . . Started all four seasons for Miners . . . Very active in weight room, was considered one of the strongest UTEP players . . . Earned Honorable Mention All-Western Athletic Conference honors this past season . . . Was invited to play in Blue-Gray All-Star Game, thus becoming first Miner player to rate selection to that prestigious event in 11 years . . . Attended Bellaire (Tx.) High School, lettering in football and track . . . Born February 1, 1964.

RAY WALLACE

Running Back

35



Height 6-0
Weight 217
Born 12/3/63
College Purdue
Draft 6, 145

COLLEGE/PERSONAL: A versatile player, had fine career at Purdue performing at four different positions . . . Played safety in 1982, cornerback in '83, tailback in '84, and fullback in '85 . . . Two-year defensive totals included 101 solos and 29 assists for 130 total stops, six passes defensed, two fumble recoveries, and two interceptions . . . Offensively, rushed 245 times for 1109 yards (4.5 avg.) and eight touchdowns, and caught 60 passes for 679 yards (11.3 avg., long 59) and seven scores . . . Also returned 23 kicks for 428 yards . . . Led the Boilermakers in rushing in both 1984 and '85 . . . As a senior, ran for 522 yards on 100 attempts (5.2 avg.), and also finished second in receiving with 43 catches for 514 yards (12.0 avg.) and seven TDs . . . As a junior tailback, paced Purdue with 587 yards on 145 totes (4.1 avg.) and six touchdowns while catching 17 passes for additional 165 yards . . . Had career-best 158 yards rushing in '84 against Minnesota and earned Honorable Mention All-Big Ten honors that season . . . Sophomore season totals included 45 tackles (35, 10) and an interception . . . Was Honorable Mention All-Big Ten as a freshman safety, and thus was one of few recent players at major university to accomplish all-conference honors on offense and defense . . . Contributed 66 solos and 19 assists that year (85 total), five passes

defensed, two fumble recoveries, and an interception... Was a teammate of top Oiler draft choice Jim Everett... Majored in industrial technology... Attended North Central High School in Indianapolis, lettering in football, basketball, and track... Earned All-State and All-County honors in addition to being named to several All-America teams... As a high school senior, rushed for 1627 yards (8.2 avg.) and 21 TDs... Born December 3, 1963 in Indianapolis, Indiana.



HOUSTON OILERS' 198

NO.	NAME	POS	HT	WT
56	Abraham, Robert	LB	6-1	230
86	Akiu, Mike	WR	5-9	185
29	Allen, Patrick	CB	5-10	185
75	Baker, Jesse	DE	6-5	271
25	Bostic, Keith	S	6-1	210
92	Briehl, Tom	LB	6-3	247
24	Brown, Steve	CB	5-11	189
94	Bush, Frank	LB	6-1	218
71	Byrd, Richard	DT	6-3	255
79	Childress, Ray	DE	6-6	267
8	Cooper, Joe	PK	5-10	175
31	Donaldson, Jeff	S	6-0	193
88	Dressel, Chris	TE	6-4	238
82	Drewrey, Willie	WR/KR	5-7	158
21	Eason, Bo	S	6-2	200
32	Edwards, Stan	RB	6-0	210
68	Golic, Mike	DE	6-5	265
59	Grimsley, John	LB	6-2	232
85	Hill, Drew	WR	5-9	170
66	Howell, Pat	G	6-6	265
84	Jefferson, John	WR	6-1	204
11	Johnson, Lee	P	6-1	204
97	Johnson, Mike	DE	6-5	253
23	Johnson, Richard	CB	6-1	195
58	Kelley, Mike	C/G	6-5	266
37	Kush, Rod	S	6-1	195
39	Lacy, Ken	RB	6-1	220
10	Luck, Oliver	QB	6-2	196
28	Lyday, Allen	S	5-10	186
93	Lyles, Robert	LB	6-1	223
74	Matthews, Bruce	T	6-4	280
89	McCloskey, Mike	TE	6-5	246
26	McMillian, Audrey	DB	6-0	190
91	Meads, Johnny	LB	6-2	225
1	Moon, Warren	QB	6-3	208
76	Moran, Eric	T	6-5	282
30	Moriarty, Larry	FB	6-1	240
63	Munchak, Mike	G	6-3	286
53	Riley, Avon	LB	6-3	236
55	Romano, Jim	C	6-3	255
33	Rozier, Mike	RB	5-10	198
73	Salem, Harvey	T	6-6	285
62	Schuhmacher, John	G	6-3	277
99	Smith, Doug	DT	6-4	285
83	Smith, Tim	WR	6-2	206
72	Sochia, Brian	DT	6-3	254
70	Steinkuhler, Dean	T/G	6-3	273
67	Stensrud, Mike	DT	6-5	280
80	Tasker, Steve	WR/KR	5-9	185
87	Williams, Jamie	TE	6-4	232
40	Woolfolk, Butch	RB	6-1	212
7	Zendejas, Tony	PK	5-8	160

6 VETERANS ROSTER

BIRTH-DATE	NFL EXP.	COLLEGE	HOMETOWN/ HIGH SCHOOL
7/13/60	5	N. Carolina State	Myrtle Beach, SC
2/12/62	2	Hawaii	Kailua, HI
8/26/61	3	Utah State	Seattle, WA
7/10/57	8	Jacksonville State	Conyers, GA
1/17/61	4	Michigan	Ann Arbor, MI
9/8/62	2	Stanford	Phoenix, AZ
3/20/60	4	Oregon	Sacramento, CA
1/10/63	2	N. Carolina State	Athens, GA
3/20/62	2	So. Mississippi	Jackson, MS
10/20/62	2	Texas A&M	Richardson, TX
10/30/60	2	Cal-Berkeley	Fresno, CA
4/19/62	3	Colorado	Ft. Collins, CO
2/7/61	4	Stanford	Placentia, CA
4/28/63	2	West Virginia	Columbus, NJ
3/10/61	3	Cal-Davis	Walnut Grove, CA
5/20/60	5	Michigan	Detroit, MI
12/12/62	1	Notre Dame	Cleveland, OH
2/25/62	3	Kentucky	Canton, OH
10/5/56	7	Georgia Tech.	Newman, GA
3/12/57	7	USC	Fresno, CA
2/3/56	9	Arizona State	Dallas, TX
11/2/61	2	BYU	The Woodlands, TX
4/24/62	2	Illinois	Chicago, IL
9/16/63	2	Wisconsin	Harvey, IL
2/27/62	2	Notre Dame	Westfield, MA
12/29/56	7	Nebraska-Omaha	Gretna, NE
11/1/60	2	Tulsa	Dallas, TX
4/5/60	5	West Virginia	Cleveland, OH
9/16/60	3	Nebraska	Wichita, KS
3/21/61	3	TCU	Los Angeles, CA
8/8/61	4	USC	Arcadia, CA
2/2/61	4	Penn State	Philadelphia, PA
8/13/62	2	Houston	Carthage, TX
6/25/61	3	Nicholls State	Napoleonville, LA
11/18/56	3	Washington	Los Angeles, CA
6/10/60	3	Washington	Pleasanton, CA
4/24/58	4	Notre Dame	Santa Barbara, CA
3/5/60	5	Penn State	Scranton, PA
2/10/58	6	UCLA	Savannah, GA
9/7/59	5	Penn State	Glen Cove, NY
3/1/61	2	Nebraska	Camden, NJ
1/15/61	4	Cal-Berkeley	El Cerrito, CA
9/23/55	6	USC	Arcadia, CA
6/6/60	2	Auburn	Bayboro, NC
3/20/57	7	Nebraska	San Diego, CA
7/21/61	4	N.W. Oklahoma St.	Brasher Falls, NY
1/27/61	3	Nebraska	Burr, NE
2/19/56	8	Iowa State	Lake Mills, IA
4/10/62	2	Northwestern	Leoti, KS
2/25/60	4	Nebraska	Davenport, IA
3/1/60	5	Michigan	Westfield, NJ
5/15/60	2	Nevada-Reno	Chino, CA

HOUSTON OILERS' 198

NO.	NAME	POS	HT	WT
36	Banks, Chuck	RB	6-2	225
14	Bennett, Ben	QB	6-1	200
77	Cochran, Mark	T	6-5	281
12	Everett, Jim	QB	6-5	212
48	Fairs, Eric	LB	6-3	235
49	Gandy, Geff	LB	6-2	235
48	Gehring, Mark	TE	6-4	226
81	Givins, Ernest	WR	5-9	168
22	Griffin, Larry	DB	6-1	197
69	Gross, Wes	T	6-7	290
60	Harlien, Matt	T	6-4	280
18	Hogan, Willie	CB	5-10	185
90	James, Larry	LB	6-3	210
45	Johnson, Byron	LB	6-0	212
90	Johnson, Vernon	T	6-4	267
38	Jones, Johnnie	RB	5-10	203
16	Kafentzis, Kurt	S	6-2	190
51	Kimmel, Jon	LB	6-4	247
57	Knox, Mike	LB	6-2	237
52	Lester, Jack	C/G	6-3	258
98	Madsen, Lynn	DE	6-4	260
15	McArthur, Todd	CB	5-11	195
19	McCrary, Rob	WR/KR	5-9	170
9	Miller, Mike	P	6-0	175
47	Parks, Jeff	TE	6-4	238
20	Pinkett, Allen	RB	5-9	181
96	Rivera, Jimmy	LB	6-2	230
18	Robinson, Melvin	WR	5-8	169
61	Roth, Tim	C/G	6-0	260
41	Schellen, Mark	RB	5-8	225
95	Sebring, Bob	LB	6-2	236
64	Sommer, Don	C/G	6-4	260
42	Strogen, Bobby	LB	6-2	235
78	Turner, Derek	DE	6-2	258
35	Wallace, Ray	RB	6-0	217
78	Walter, Brian	G/T	6-4	265
46	Ward, Harry	LB	6-2	240
44	Webb, Duncan	TE	6-4	250
17	Woods, Tony	CB	5-10	200

6 FIRST-YEAR ROSTER

BIRTH-DATE	NFL EXP.	COLLEGE	HOMETOWN/ HIGH SCHOOL
1/4/64	R	W. Virginia Tech.	Baltimore, MD
5/6/62	1	Duke	Greensboro, NC
5/6/63	R	Baylor	Pasadena, TX
1/3/63	R	Purdue	Albuquerque, NM
2/17/64	R	Memphis State	Memphis, TN
5/1/60	1	Baylor	San Antonio, TX
4/16/64	R	E. Washington	Des Moines, WA
9/3/64	R	Louisville	St. Petersburg, FL
1/11/63	R	N. Carolina	Chesapeake, VA
4/2/63	R	Utah State	Tooele, UT
9/16/60	R	Texas Tech	Corpus Christi, TX
3/29/61	R	Colorado State	S. Holland, IL
3/28/60	R	Texas A&I	Galveston, TX
10/21/62	R	Baylor	Waller, TX
5/4/63	R	Kentucky	London, KY
6/30/62	1	Tennessee	Munford, TN
12/31/62	R	Hawaii	Richland, WA
7/21/60	1	Colgate	Conklin, NY
11/21/62	R	Nebraska	Castle Rock, CO
9/9/63	R	Oregon State	Kennewick, WA
8/8/60	R	Washington	Vista, CA
6/13/63	R	McNeese State	Cameron, LA
10/27/63	R	Georgetown	Carmel, IN
2/6/59	1	Western Kentucky	Lexington, KY
9/14/64	R	Auburn	Gardendale, AL
1/25/64	R	Notre Dame	Sterling, VA
4/28/60	R	Texas A&I	Houston, TX
9/4/62	1	Rice	Garland, TX
2/23/63	R	Nebraska	Torrance, CA
8/5/61	1	Nebraska	Waterloo, NE
4/10/63	R	Illinois	Villa Park, CA
2/1/64	R	Texas-EI Paso	Bellaire, TX
11/8/61	1	Texas A&M	Haughton, LA
7/8/63	R	Baylor	Edmond, OK
12/3/63	R	Purdue	Indianapolis IN
7/29/63	R	Duke	Deerfield, IL
1/8/64	R	Duke	Norwood, MA
8/2/64	R	Texas A&M	Nacogdoches, TX
6/26/64	R	Bloomsburg State	Lancaster, PA

HOUSTON OILERS' TRAINING CAMP DEPTH CHART

TRAINING CAMP DEPTH CHART

OFFENSE

WR 85 Drew Hill 86 Mike Akiu 82 Willie Drewery 19 Rob McCrary	LT 73 Harvey Salem 76 Eric Moran 77 Mark Cochran 69 Wes Gross	LG 63 Mike Munchak 66 Pat Howell 78 Brian Walter	C 55 Jim Romano 58 Mike Kelley 61 Tim Roth 52 Jack Lester	RG 62 John Schuhmacher 64 Don Sommer	RT 74 Bruce Matthews 70 Dean Steinkuhler 60 Matt Harlien 90 Vernon Johnson	TE 87 Jamie Williams 89 Mike McCloskey 88 Chris Dressel 47 Jeff Parks 44 Duncan Webb 48 Mark Gehring	WR 83 Tim Smith 80 Steve Tasker 81 Ernest Givins 84 John Jefferson 18 Melvin Robinson
	QB 1 Warren Moon 10 Oliver Luck 12 Jim Everett 14 Ben Bennett	RB 33 Mike Rozier 40 Butch Woolfolk 20 Allen Pinkett 38 Johnnie Jones 39 Ken Lacy	FB 30 Larry Moriarty 32 Stan Edwards 35 Ray Wallace 36 Chuck Banks				

DEFENSE

LLB 93 Robert Lyles 49 Geff Gandy 45 Byron Johnson 42 Bobby Strogen	LE 79 Ray Childress 68 Mike Golic 98 Lynn Madsen 78 Derek Turner	LILB 53 Avon Riley 92 Tom Briehl 95 Bob Sebring 48 Eric Fairs	NT 67 Mike Stensrud 72 Brian Sochia 99 Doug Smith	RILB 56 Robert Abraham 59 John Grimsley 51 Jon Kimmel 57 Mike Knox 46 Harry Ward	RE 75 Jesse Baker 71 Richard Byrd 97 Mike Johnson	RLB 91 Johnny Meads 94 Frank Bush 96 Jimmy Rivera 90 Larry James	LCB 24 Steve Brown 26 Audrey McMillian 15 Todd McArthur	RCB 29 Patrick Allen 23 Richard Allen 17 Tony Woods 18 Willie Hogan
SS 25 Keith Bostic 31 Jeff Donaldson 16 Kurt Katentziz	FS 21 Bo Eason 28 Allen Lyday 37 Rod Kush 22 Larry Griffin	P 11 Lee Johnson 9 Mike Miller	PK 7 Tony Zendejas 8 Joe Cooper					

SPECIALISTS

ORIGIN OF THE OILERS

YEAR	BY DRAFT (37)	BY TRADE (4)	FREE AGENT/WAIVERS (10)
1978	G John Schuhmacher (12)		
1979	DT Mike Stensrud (2a) DE Jesse Baker (2b)		
1980	LB Avon Riley (9)		
1981	WR Tim Smith (3)		
1982	G Mike Munchak (1) QB Oliver Luck (2b) RB Stan Edwards (3b) LB Robert Abraham (3c)		
1983	T Bruce Matthews (1) T Harvey Salem (2a) S Keith Bostic (2b) TE Chris Dressel (3b) CB Steve Brown (3c) TE Mike McCloskey (4b) RB Larry Moriarty (5a)		DT Brian Sochia (FA) G Pat Howell (FA)
1984	G/T Dean Steinkuhler (1) S Bo Eason (2b) LB Johnny Meads (3) CB Patrick Allen (4b) LB Robert Lyles (5) LB John Grimsley (6a) S Jeff Donaldson (9a) DE Mike Johnson (9b)	C Jim Romano (L.A. Raiders)	TE Jamie Williams (W-T.B) QB Warren Moon (FA) T Eric Moran (FA)
1985	DT Doug Smith -(2a, 1984) RB Mike Rozier* DE Ray Childress (1a) CB Richard Johnson (1b) DT Richard Byrd (2b) C/G Mike Kelley (3c) LB Tom Briehl (4) LB Frank Bush (5b) PK Lee Johnson (5c) WR Mike Akiu (7) WR/KR Steve Tasker (9) DE Mike Golic (10) WR/KR Willie Drewery (11)	RB Butch Woolfolk (N.Y. Giants) WR Drew Hill (L.A. Rams) PK Tony Zendejas (Washington)	DB Audrey McMillian (W-N.E.) S Rod Kush (FA) S Allen Lyday (FA)
1986			WR John Jefferson (FA) RB Ken Lacy (FA)

-Played in USFL prior to joining Oilers in 1985

*Oilers first pick in 1984 supplemental draft

PRONUNCIATION GUIDE

Akiu — Ah-Q

Briehl — BREEL

Drewery — DREW-ree

Herzeg — HER-zegg

Lyday — LIE-day

Munchak — MUN-chack

Schuhmacher — SHOE-mock-er

Sochia — so-SHAY

Steinkuhler — STINE-cool-er

Stensrud — STENS-rude

Zendejas — zen-DAY-haas

ALL-TIME ROSTER

(Bold indicates active coach or player)

COACHES

(1960-1986)

Armstrong, Neill	1962-63	McCalmon, Miller	1986
Baugh, Sammy	1964-65	McCullough, Ken	1976
Beatty, Bruce	1973	McFadin, "Bud" Lewis	1966-70
Bettis, Tom	1986	Miller, Burnie	1971-73
Biles, Ed	1974-80, 81-83	Nolan, Dick	1981
Boghossian, Sam	1974-75	Padilla, Bob	1984-85
Bourgeois, Andy	1973-83	Peccatiello, Larry	1972-75
Breaux, Don	1972	Peterson, Bill	1972-73
Bugel, Joe	1977-80	Petitbon, Richie	1974-77
Callahan, Ray	1981-82	Phillips, O. A.	1974, 75-80
Campbell, Hugh	1984-85	Phillips, Wade	1976-80
Carpenter, Lew	1973-74	Pitts, Elijah	1981-82
Childress, Joe	1966-70	Poltfoot, Fran	1968-71, 1975-76
Conkright, "Red" W. F.	1963-64	Rapp, Vic	1983
Dalton, O. Kay	1983-84	Reese, Floyd	1986
Devirn, John	1984-85	Rice, George	1975-76
Devore, Hugh	1966-70	Roberts, Al	1984-85
Dickson, George	1971	Robinson, Wayne	1966-67
Dry, F. A.	1966-70	Rymkus, Lou	1960-61, 65
Durden, Earnel	1973	Schlinkman, Walt	1960-63, 65-71, 76
Ettinger, John	1964	Selcer, Dick	1981-82
Faragalli, Joe	1985	Shipp, Ken	1977-78
Gaines, Gene	1984-85	Shively, Doug	1986
Galat, Joe	1981	Shotner, Jim	1981-82
Gambold, Bob	1978-82	Simpson, Jackie	1972
Gillman, Sid	1973-74	Smith, Jerry	1972
Glanville, Jerry	1984-85	Speedie, Mac	1960-61
Henning, Dan	1972	Spencer, Joe	1961-65
Hill, King	1971-80	Staub, Ralph	1982-83
Houston, Ken	1982-85	Steber, John	1964
Huff, Gary	1986	Studley, Chuck	1983
Hughes, Ed	1971	Taylor, "Bones" Hugh	1964-65
Ivy, Frank (Pop)	1962-63	Wallner, Fred	1960-51
Jackson, Milt	1986	Walsh, Bill	1983-86
Jamieson, Dick	1986	Woolley, Joe	1973-75
Lemm, Wally	1960-61, 66-70	Yowarsky, Walt	1971
Lemmerman, Bruce	1984-85	Young, John Paul	1978-80
Madro, Joe	1972-74	Zwahlen, Ernie	1971

PLAYERS

(1960-1985)

A		Beams, Byron [DT], Notre Dame	1961
Abraham, Robert [LB], No. Carolina St.	1982-85	Beck, Braden [K], Stanford	1971
Akiu, Mike [WR], Hawaii	1985	Berne, Jim [WT], Purdue	1968-73; 75-76
Aldridge, Allen [DE], Prairie View	1971-72	Belotti, George [C], So. Calif.	1960-61
Alexander, Willie [CB], Alcorn A&M	1971-79	Benson, Duane [LB], Hamline	1974-76
Allen, Dalva [DE], Houston	1960-61	Bergey, Bruce [DT], U. C. L. A.	1971
Allen, Gary [RB], Hawaii	1982	Bethea, Elvin [DE], No. Carolina A&T	1968-83
Allen, Geo. [DT], W. Texas State	1966-67	Beverly, David [P], Auburn	1974
Allen, Patrick [CB], Utah State	1985	Billingsley, Ron [DT], Wyoming	1971-72
Alston, Mack [TE], Maryland State	1973-1976	Bingham, Gregg [LB], Purdue	1973-84
Amundson, Geo. [RB], Iowa State	1973-74	Bishop, Sonny [G], Fresno State	1964-69
Anderson, Billy [WB], Tulsa	1967	Blahak, Joe [FS], Nebraska	1973
Anderson, Warren [WR], W. Virginia	1978	Blanda, George [QB], Kentucky	1960-66
Appleton, Scott [DT], Texas-Austin	1964-66	Blanks, Sid [RB], Texas A&I	1964-68
Armstrong, Adger [RB], Texas A&M	1980-82	Bostic, Keith [SS], Michigan	1983-85
Arnold, Walt [TE], New Mexico	1982-83	Botchan, Ron [LB], Occidental	1961
Atchason, Jack [TE], W. Illinois	1960	Boyette, Garland [LB], Grambling	1966-72
Atkins, Bob [FS], Grambling	1970-75	Brabham, Danny [LB], Arkansas	1963-67
Autry, Hank [C], So. Mississippi	1969-70	Bradshaw, Craig [QB], Utah State	1980
B		Brazile, Robert [LB], Jackson State	1975-84
Babb, Gene [LB], Austin College	1962-63	Brezina, Bobby [RB], Houston	1963
Bailey, Harold [WR], Oklahoma St.	1981-83	Briehl, Tom [LB], Stanford	1985
Baker, Jesse [DE], Jacksonville St. (AL)	1979-85	Broadnax, Jerry [TE], Southern	1974
Baker, Johnny [LB], Miss. State	1963-66	Brooks, Billy [WR], Oklahoma	1981
Baker, Ed [QB], Lafayette	1972	Brooks, Leo [DT], Texas-Austin	1970-72
Baker, Melvin [WR], Texas Southern	1972	Brown, Don [RB], Houston	1960
Banfield, Tony [CB], Okla. State	1960-65	Brown, Steve [CB], Oregon	1983-85
Barber, Mike [TE], La. Tech	1976-81	Bryant, Steve [WR], Purdue	1982-84
Barnes, Pete [LB], Southern	1967-68	Burke, Ed [G], Notre Dame	1964
Bass, Glen [WR], E. Carolina	1967-68	Burrell, Ode [RB], Miss. State	1964-69
Baumgartner, S. [DE], Purdue	1977-1979	Burrough, Ken [WR], Texas Southern	1971-81
Beathard, Pete [QB], So. Calif.	1967-69	Burton, Al [DE], Bethune-Cookman	1976
		Bush, Frank [LB], North Carolina State	1985

Butler, Jim [TE], Tulsa	1972	Frazier, Charles [WR], Tex. Southern	1962-68
Butler, Skip [K], Texas-Arlington	1972-77	Frazier, Wayne [C], Auburn	1965
Byrd, Richard [MG], So. Mississippi	1985	Frazier, Willie [TE], Ark AM&N	1964-65, 71-75
C			
Caldwell, Bryan [DE], Arizona State	1984	Freelon, Solomon [G], Grambling	1972-74
Campbell, Earl [RB], Texas	1978-84	Frey, Dick [G], Texas A&M	1961
Campbell, Woody [RB], Northwestern	1967-71	Fritsch, Tom [K], None	1977-81
Cannon, Billy [RB], Louisiana State	1960-63	Frongillo, John [C], Baylor	1962-66
Carpenter, Rob [RB], Miami (O)	1977-81	Funchess, Tom [T], Jackson State	1971-73
Carr, Levert [T], No. Central State	1972-73	G	
Carrell, John [LB], Texas Tech	1966	Garrison, Gary [WR], San Diego State	1977
Carrington, Ed [TE], Virginia	1969	Gerela, Roy [K], New Mexico State	1969-70
Carroll, Ronnie [G], Sam Houston State	1974-75	Germany, Willie [SS], Morgan State	1975
Carson, John [TE], Georgia	1960	Giles, Jimmy [TE], Alcorn U.	1977
Carter, David [C], W. Kentucky	1977-84	Glick, Freddy [FS], Colorado State	1961-66
Carwell, Larry [CB], Iowa State	1967-68	Golic, Mike [DG], Notre Dame	1985
Casper, Dave [TE], Notre Dame	1980-83	Goode, Tom [C], Miss. State	1962-65
Caster, Rich [WR], Jackson State	1978-80	Goodman, Brian [G], U. C. L. A.	1973-74
Cavness, Ron [LB], Arkansas	1966-68	Gordon, Bobby [FS], Tennessee	1960
Chancellor, Ken [C], Houston	1964	Granger, Hoyle [RB], Miss. St.	1966-70, 72
Charles, John [SS], Purdue	1971-74	Grant, Wes [DT], U. C. L. A.	1973
Cheek, Richard [G], Auburn	1972	Gray, Ken [G], Howard Payne	1970
Cheeks, B. W. [RB], Texas Southern	1965	Gray, Leon [DT], Jackson State	1979-81
Childress, Ray [DE], Texas A&M	1985	Greaves, Gary [DE], Miami, Fla.	1960
Cinch, Ralph [LB], Pittsburgh	1973-75	Green, Dave [P], Ohio	1973
Clark, Boobie [RB], Bethune-Cookman	1979-80	Gresham, Bob [RB], W. Virginia	1973-74
Cline, Doug [LB], Clemson	1960-66	Grimsley, John [LB], Kentucky	1984-85
Cochrane, Kelly [QB], Miami (Fla)	1972	Groman, Bill [WR], Heidelberg	1960-62, 66
Cole, Linzy [WR], Texas Christian	1971	Groth, Jeff [WR], Bowling Green	1979-80
Coleman, Ronnie [RB], Alabama A&M	1974-81	Gruneisen, Sam [C], Villanova	1973
Compton, Dick [WR], McMurray	1965	Guy, Buzz [G], Duke	1961
Cooper, Joe [K], Cal.-Berkeley	1984	Guidry, Paul [LB], McNeese State	1973
Corker, John [LB], Oklahoma State	1980-82	Guzik, John [LB], Pittsburgh	1961
Cotney, Mark [SS], Cameron State	1975	H	
Cowlings, Al [LB], So. Calif.	1973-74	Hadi, John [QB], Kansas	1976-77
Craft, Donnie [RB], Louisville	1982-83	Haik, Mac [WR], Mississippi	1968-71
Craig, Dobie [WR], Howard Payne	1964	Hall, Ken [RB], Texas A&M	1960-61
Croyle, Phil [LB], Calif.-Berk	1971-73	Hamm, Bob [DE], Nevada-Reno	1983-84
Culp, Curley [MG], Arizona State	1974-80	Hardeman, Don [RB], Texas A&I	1975-77
Culpepper, Ed [DT], Alabama	1962-63	Harris, Larry [G], Oklahoma State	1978
Cunningham, Dick [LB], Arkansas	1973	Hartwig, Carter [DB], USC	1979-84
Currier, Bill [DB], S. Carolina	1977-79	Harvey, Claude [LB], Prairie View	1970-71
Curry, Bill [C], Georgia Tech	1973	Harvey, Jim [G], Mississippi	1972
Cutsinger, Gary [DE], Oklahoma State	1962-68	Hatchett, Derrick [CB], Texas	1983
D			
Darby, Al [WR], Florida	1976	Havig, Dennis [G], Colorado	1976
Davidson, Greg [C], N. Texas	1980-82	Hawkins, Nat [WR], Nevada-Las Vegas	1975
Davidson, Pete [WR], Citadel	1960	Hayes, Jim [DT], Jackson State	1965-66
Davis, Bob [QB], Virginia	1967-69	Hayman, Conway [G], Delaware	1975-80
Davis, Donnie [TE], Southern	1970	Haymond, Alvin [S], Southern	1973
Davis, Marvin [LB], Southern	1974	Hellum, Jerry [DT], Tulane	1960
Dawkins, Joe [RB], Wisconsin	1970-72	Henderson, Thomas [LB], Langston	1980
Dawson, Rhett [WR], Florida State	1972	Hennigan, Charles [WR], N. W. La.	1960-66
Dean, Jimmy [DE], Texas A&M	1978	Herchman, Bill [DT], Texas Tech	1962
Dempsey, Tom [K], Palomar, J.C.	1977	Hicks, W. K. [CB], Texas Southern	1964-69
Dewveall, Willard [TE], S. M. U.	1961-64	Highsmith, Walter [T], Florida A&M	1972
Dickey, Lynn [QB], Kansas State	1971-75	Hill, Drew [WR], Georgia Tech	1985
Dirden, Johnnie [WR], Sam Houston	1978	Hill, Greg [CB], Oklahoma State	1983
Dickenson, Bo [RB], Miss. Southern	1963	Hines, Glen Ray [T], Arkansas	1966-70
Donaldson, Jeff [DB], Colorado	1984-85	Hinton, Eddie [WR], Oklahoma	1973
Dorres, Tom [DT], Wisconsin	1968-71	Hoaglin, Fred [C], Pittsburgh	1974-75
Dorris, Andy [DE], N. Mexico St.	1977-81	Hoffman, Dalton [RB], Baylor	1964
Douglas, John [CB], Texas Southern	1969-70	Holigan, Henry [RB], Bishop College	1963
Dressel, Chris [TE], Stanford	1983-85	Holmes, Pat [DE], Texas Tech	1966-72
Drewery, Willie [WR], West Virginia	1985	Holmes, Robert [RB], Southern	1971-75
Drungo, Elbert [T], Tennessee St.	1969-77	Holston, Mike [WR], Morgan St.	1981-84
Dukes, Mike [LB], Clemson	1960-63	Hopkins, Andy [RB], S. F. Austin	1971
Duncan, Brian [RB], S. M. U.	1978	Hopkins, Roy [RB], Texas Southern	1967-71
Duniven, Tom [QB], Texas Tech	1977-78	Houston, Ken [SS], Prairie View	1967-72
E			
Eaglin, Larry [CB], S. F. Austin	1973	Howell, Pat [OG], USC	1983-85
Eason, Bo [FS], Cal-Davis	1984-85	Humphrey, Buddy [QB], Baylor	1966
Edwards, Emmett [WR], Kansas	1975	Hunt, Calvin [C], Baylor	1972-73
Edwards, Stan [RB], Michigan	1982-85	Hunt, Daryl [LB], Oklahoma	1979-84
Elkins, Lawrence [WR], Baylor	1965-68	Hunt, Kevin [T], Doane (Neb)	1973-77
Ellender, Richard [WR], McNeese St.	1979	Husmann, Ed [DT], Nebraska	1961-65
Evans, Robert [E], Texas A&M	1965	J	
Evans, Norman [T], Texas Christian	1965	Jackson, Bob [RB], New Mexico State	1964
Eyre, Nick [OT], Brigham Young	1981	Jacobs, Ray [DT], Howard Payne	1963
F			
Fairley, Leonard [S], Alcorn A&M	1974	James, John [P], Florida	1982-84
Farr, Miller [CB], Wichita State	1967-69	Jamison, Al [T], Colgate	1960-62
Faulkner, Stanley [T], Texas-Austin	1964	Jancik, Bobby [S], Lamar Tech	1962-67
Fanning, Stan [DE], Idaho	1968	Jaquess, Pete [CB], E. New Mexico	1964-65
Fanucci, Mike [DE], Arizona State	1973	Jefferson, Charles [DB], McNeese State	1979-80
Ferguson, Gene [T], Norfolk State	1971-72	Jenkins, Al [G], Morris Brown	1973
Fields, Angelo [T], Michigan State	1980-81	Johns, Pete [S], Tulane	1967-69
Fisher, Ed [G], Arizona State	1974-82	Johnson, Al [FS], Cincinnati	1972-78
Floyd, Don [DE], Texas Christian	1960-68	Johnson, Benny [CB], J. C. Smith	1970-73
Foote, James [QB], Delaware Valley	1974-76	Johnson, Billy [WR], Widener	1974-80
Foster, Eddie [WR], Houston	1977-78	Johnson, Charley [QB], New Mexico St.	1970-71
Foster, Jerome [DE], Ohio State	1983-84	Johnson, John H. [RB], Arizona State	1966
Fowler, Jerry [G], N. W. Louisiana	1964	Johnson, Lee [P], Brigham Young	1985
France, Doug [OT], Ohio State	1983-84	Johnson, Mike [DE], Illinois	1984-85
		Johnson, Rich [RB], Illinois	1969
		Johnson, Richard [CB], Wisconsin	1985
		Johnston, Mark [CB], Northwestern	1960-63
		Joiner, Charlie [WR], Grambling	1969-72

Joiner, Tim [LB], LSU 1983-84
 Jolley, Lewis [RB], North Carolina 1972-73
 Jones, Gene [CB], Rice 1961
 Jones, Harris [G], J.C. Smith 1973-74
 Jones, Spike [P], Georgia 1970
 Jones, Willie [DE], Kansas State 1967
 Joyner, Willie [RB], Maryland 1984

K

Kay, Bill [CB], Purdue 1981-83
Kelley, Mike [C/G], Notre Dame 1985
 Kelly, Bob [DT], New Mexico St 1961-63
 Kempf, Florian [K], Pennsylvania 1982-84
 Kendall, Chuck [S], U.C.L.A. 1960
 Kennard, Ken [DE], Angelo State 1977-83
 Kenney, Mike [DB], Toledo 1984
 Kerbow, Randy [WR], Rice 1963-64
 Kinderman, Keith [RB], Florida State 1963
 Kiner, Steve [LB], Tennessee 1974-78
 King, Claude [RB], Houston 1961
 King, Kenny [RB], Oklahoma 1979
 Kinney, George [DE], Wylie 1965
 Kirk, Ernest [DE], Howard Payne 1977
 Klotz, Jack [T], Penn State 1964
 Knoff, Kurt [DB], Kansas 1977-78
 Koncar, Mark [DT], Colorado 1982
Kush, Rod [S], Nebraska-Omaha 1985

L

Ladd, Ernie [DT], Grambling 1966
 Lanphear, Dan [DE], Wisconsin 1960-62
 Laraway, Jack [LB], Purdue 1961
 Lee, Jacky [QB], Cincinnati 1960-63, 66-67
 Leebetter, Monte [WR], N.W. Louisiana 1967
 LeMoine, Jim [G], Utah State 1968-69
 LeVias, Jerry [WR], So. Methodist 1969-70
 Lewis, Jess [LB], Oregon State 1970
 Lewis, Richard [LB], Portland State 1972
 Little, John [MG], Oklahoma State 1975-76
 Lou, Ron [C], Arizona State 1972-73, 76
Luck, Oliver [QB], W. Virginia 1982-85
 Lumpkin, Ron [CB], Arizona State 1975
Lyday, Allen [DB], Nebraska 1984-85
Lykes, Robert [LB], TCU 1984-85

M

Majors, Joe [DB], Florida State 1960
 Manning, Archie [QB], Mississippi 1982-83
 Maples, Bobby [C], Baylor 1965-70
 Marcol, Chester [K], Hillsdale 1980
 Marcontell, Ed [G], Lamar Tech 1967
 Marshall, Rich [DT], S.F. Austin 1967-68
Matthews, Bruce [OG], USC 1983-85
 Matuszak, John [DT], Tampa 1973
 Mauck, Carl [C], Southern Illinois 1975-81
 Maxwell, Tommy [FS], Texas A&M 1974
 Mayes, Ben [DT], Drake 1969
 Mayo, Ron [TE], Morgan State 1973
 McCanness, Jim [G], Clemson 1960
McCloskey, Mike [TE], Penn State 1983-85
 McCollum, Bubba [MG], Kentucky 1974
 McConnell, Brian [LB], Michigan 1973
 McDaniel, Wahoo [LB], Oklahoma 1960
 McDoie, Ron [DE], Nebraska 1962
 McFadin, Bud [DT], Texas Austin 1964-65
 McLeod, Bob [TE], Abilene Christian 1961-65
McMillan, Audrey [CB], Houston 1985
 McNeil, Clifton [WR], Grambling 1973
 Meadows, Darryl [DB], Toledo 1983-84
Meads, Johnny [LB], Nicholls State 1984-85
 Meredith, Dudley [DT], Lamar Tech 1963-68
 Merkens, Guido [DB], Sam Houston 1978-80
 Meyer, John [LB], Notre Dame 1966-67
 Michael, Rich [T], Ohio State 1960-66
 Miller, Bill [DT], N. Mexico Highlands 1962
 Miller, Ralph [G], Alabama State 1972-73
 Milstead, Charles [QB], Texas A&M 1960-61
 Mitchell, Leroy [CB], Texas Southern 1969-70
 Montgomery, Mike [WR], Kansas State 1974
Moon, Warren [QB], Washington 1984-85
 Moore, Zeke [CB], Lincoln 1967-77
Moran, Eric [DT], Washington 1984-85
Moriarty, Larry [RB], Notre Dame 1983-85
 Moroski, Mike [QB], Cal-Davis 1985
 Morris, Dennis [LB], Oklahoma 1960-61
 Morrison, Ron [T], New Mexico 1960
 Moseley, Mark [K], S.F. Austin 1971-72
 Mullins, Eric [WR], Stanford 1984
Munchak, Mike [OG], Penn. State 1982-85
 Murdock, Guy [C], Michigan 1972
 Murphy, Mike [LB], SW Mo. State 1979
 Musgrove, Spain [T], Utah State 1970

N

Naponic, Bob [DB], Illinois 1970
 Nelson, Benny [S], Alabama 1964
 Nery, Ron [DE], Kansas State 1963

Nicholson, Oliver [LB], Texas Southern 1975
 Nielsen, Gifford [QB], Brigham Young 1978-83
 Nix, Kent [QB], Texas Christian 1972
 Norton, Jim [SS], Idaho 1960-68

O

Odom, Sammy [LB], N.W. Louisiana 1964
 Olerich, Dave [LB], San Francisco 1971
 Onesti, Larry [LB], Northwestern 1962-65
 Owens, Joe [DE], Alcorn State 1976

P

Parker, Willie [DT], Arkansas AM&N 1967-70
 Parks, Billy [WR], Cal. St. Long Beach 1973-75
 Parks, Dave [WR], Texas Tech 1973
 Parrish, Bernie [CB], Florida 1966
 Parsley, Cliff [P], Oklahoma State 1977-82
 Pastorini, Dan [QB], Santa Clara 1971-79
 Peacock, Johnny [S], Houston 1969-70
 Perkins, Willis [G], Texas Southern 1961-63
 Perry, Vernon [SS], Jackson State 1979-82
 Perlo, Phil [G], Maryland 1960
 Phillips, Wes [OT], Lenoir Rhyne 1979
 Pitts, Hugh [C], Texas Christian 1960
 Poole, Bob [TE], Clemson 1966-67
 Poole, Larry [RB], Kent State 1978
 Post, Dickie [RB], Houston 1971
 Pritchard, Ron [LB], Arizona State 1969-72

Q

Queen, Jeff [TE], Morgan State 1974
 Quinn, Steve [C], Notre Dame 1968

R

Randall, Tom [G], Iowa State 1979
 Randle, Tate [DB], Texas Tech 1982
 Ransom, Brian [QB], Tennessee State 1983-84
 Reaves, John [QB], Florida 1981
 Reed, Alvin [TE], Prairie View 1967-72
 Reed, Leo [G], Colorado State 1961
 Regner, Tom [G], Notre Dame 1967-72
 Reihner, George [OG], Penn State 1977-80, 82
 Reinhardt, Mike [WS], Wisconsin-Milw 1976-83
 Renfro, Mike [WR], TCU 1978-83
 Rhame, Jerry [QB], Tulsa 1970
 Rice, Andy [DT], Texas Southern 1967
 Rice, Floyd [LB], Alcorn A&M 1971-73
 Rice, George [DT], Louisiana State 1966-70
 Richardson, Mike [RB], S.M.U. 1969-71
 Rieves, Charles [LB], Houston 1964
Riley, Avon [LB], UCLA 1981-85
 Roaches, Carl [KR], Texas A&M 1980-84
 Roberts, Guy [LB], Maryland 1972-75
 Robertson, Bob [T], Illinois 1968
 Robinson, Paul [RB], Arizona 1972-73
 Rodgers, Willie [RB], Kentucky State 1972-75
Romano, Jim [C], Penn State 1984-85
 Rossovich, Tim [LB], Southern California 1976
Rozier, Mike [RB], Nebraska 1985
 Rucker, Conrad [TE], Southern 1978-79
 Rudolph, Council [DE], Kentucky State 1972
 Rushing, Manon [LB], Southern Illinois 1968

S

Salem, Harvey [DT], Cal-Berkeley 1983-85
 Sampson, Greg [T], Stanford 1972-78
 Saul, Ron [G], Michigan State 1970-75
 Sawyer, John [TE], So. Mississippi 1975-76
 Schmidt, Bob [C], Minnesota 1981-63
Schuhmacher, John [OG], USC 1978-85
 Severson, Jeff [S], Cal. St. Long Beach 1973-74
 Shirkey, George [DT], S.F. Austin 1960-61
 Simeron, John [G], Purdue 1960
 Simonsen, Todd [T], South Dakota State 1976
 Skaugstad, Daryle [MG], Cal-Berkeley 1981-82
 Sledge, Leroy [RB], Bakersfield J.C. 1971
 Smiley, Tom [RB], Lamar Tech 1970
 Smith, Bob [S], Miami (Ohio) 1968
 Smith, Bubba [DE], Michigan State 1975-76
 Smith, Dave [RB], Ripon 1960-64
 Smith, Dave [WR], Indiana-Pa 1972
Smith, Doug [NG], Auburn 1985
 Smith, Sid [C], So. California 1974
Smith, Tim [WR], Nebraska 1980-85
 Smith, Tody [DE], So. California 1973-76
Sochia, Brian [MG], N.W. Oklahoma 1983-85
 Sowell, Rich [DB], Alcorn State 1977
 Spence, Julian [S], Huston-Tillotson 1960-61
 Spikes, Jack [RB], Texas Christian 1965
 Stabler, Ken [DB], Alabama 1980-81
 Steinfield, Al [OG], C.W. Post 1983
Steinkuhler, Dean [OG], Nebraska 1984-85
 Sternick, Greg [CB], Colorado State 1975-82
Stensrud, Mike [MG], Iowa State 1979-85
 Stith, Carol [DT], Nebraska 1967-1969
 Stoepel, Terry [T], Tulsa 1970
 Stone, Donnie [RB], Arkansas 1966
 Stotter, Rich [LB], Houston 1968

Strahan, Arthur [DE], Texas Southern	1965	Walls, Herkie [WR], Texas	1983-84
Stringer, Art [LB], Ball State	1977-81	Walsh, Ward [RB], Colorado	1971-72
Studaway, Mark [DE], Tennessee	1984	Walton, Sam [T], East Texas State	1971
Studdard, Les [C], Texas	1983	Washington, Ted [LB], Miss. Valley	1973-82
Sturm, Jerry [C], Illinois	1971	Washington, Vic [RB], Wyoming	1974
Suci, Bob [S], Michigan State	1962	Watson, Ed [LB], Grambling	1969
Suggs, Walt [T], Miss. State	1962-71	Webster, George [LB], Michigan State	1967-72
Sutton, Mickey [S], Auburn	1966	Wegener, Bucky [DT], Missouri	1962-63
Swatland, Dick [G], Notre Dame	1968	Weger, Mike [S], Bowling Green	1976-77
T			
Talamini, Bob [G], Kentucky	1960-67	Weir, Sammy [WR], Arkansas State	1965
Tasker, Steve [WR] Northwestern	1985	Wells, Robert [T], J.C. Smith	1972
Tatum, Jack [DB], Ohio State	1980	Wells, Terence [RB], So. Mississippi	1974
Taylor, Altie [RB], Utah State	1976	Wharton, Hogan [G], Houston	1960-63
Taylor, Lionel [WR], N. Mex. Highlands	1967-68	White, Bob [RB], Ohio State	1960
Taylor, Malcolm [DE], Tenn. State	1982-83	White, Jim [DE], Colorado State	1974-75
Thomas, Bill [RB], Boston College	1973	White, John [TE], Texas Southern	1960-61
Thomas, Earl [WR], Houston	1976	Whitley, Wilson [MG], Houston	1983
Thomas, Lee [DE], Jackson State	1975	Whittington, C.L. [FS], Prairie View	1974-78
Thomaselli, Rich [RB], W. Va. Wesleyan	1981-82	Wilkerson, Doug [G], N. Carolina Cent	1970
Thompson, Ted [LB], S. M. U.	1975-84	Williams, Jamie [TE], Nebraska	1984-85
Tillemann, Mike [DT], Montana	1971-72	Williams, Maxie [G], S. E. Louisiana	1965
Tobin, Bill [RB], Missouri	1963	Williams, Ralph [OG], Southern	1982
Tolar, Charles [RB], N. W. Louisiana	1960-66	Williams, Richard [RB], Memphis State	1984
Tolbert, Jim [CB], Lincoln	1972	Williams, Sam [CB], New Mex. Highlands	1976
Towns, Morris [OT], Missouri	1977-83	Willis, Fred [RB], Boston College	1972-77
Trammell, Allen [S], Florida	1966	Wilson, J. C. [DB], Pittsburgh	1978-83
Trask, Orville [DT], Rice	1960-61	Wilson, Tim [RB/TE], Maryland	1977-82
Trull, Don [QB], Baylor	1964-69	Wisener, Gary [CB], Baylor	1961
Tullis, Willie [DB], Troy State	1981-84	Witcher, Albert [S], Baylor	1960
U			
Underwood, Olen [LB], Texas-Austin	1966-70	Wittenborn, John [G], SE Missouri	1964-68
V			
Vanoy, Vernon [DT], Kansas	1973	Woods, Glenn [DT], Prairie View	1969
Viltz, Theo [CB], So. California	1966	Woods, Robert [WR], Grambling	1978
Voight, Mike [RB], N. Carolina	1977	Wright, Elmo [WR], Houston	1975
W			
Wainscott, Lloyd [LB], Texas-Austin	1969-70	Wyatt, Alvin [CB], Southern	1973
Walker, Wayne [K], N. W. Louisiana	1968	Y	
Wallner, Fred [G], Notre Dame	1960	Yeats, James [TE], Florida	1960
		Young, Bob [G], Howard Payne	1971, 80
		Young, James [DE], Texas Southern	1977-79
		Z	
		Zaeske, Paul [WR], No. Park College	1969-70
		Zendejas, Tony [K], Nevada-Reno	1985



HALL OF FAME OILERS

GEORGE BLANDA



KEN HOUSTON



Two former Oilers have achieved the ultimate honor in their sport—induction into the Pro Football Hall of Fame in Canton, Ohio. The distinguished pair includes George Blanda (inducted in 1981) and Ken Houston (inducted in August, 1986).

Blanda played quarterback and was the placekicker for the Oilers from 1960-66 during an NFL-record 26-year career (Bears 1949, Colts 1950, Bears 1950-58, Raiders 1967-75). His NFL career records include most games (340), most points (2002), most PATs (943), and second in most goals (335). As an Oiler, Blanda led the team to back-to-back AFL championships in 1960 and '61. He was the team's leading passer and scorer in each of his seven Oiler seasons. Blanda's 36 touchdown passes in 1961 stood as an NFL record for 23 years. Included among his Oiler records are most yards passing (19, 149), most passing attempts (2784), most passing attempts in a season (505, 1964), most touchdown passes (165), most points (596), most field goals (91), and most PATs (299).

Houston is considered one of the finest safeties in NFL history. Originally a ninth round draft choice from Prairie View (three-time national champions), he played for 14 seasons, including 1967-72 for the Oilers and 1973-80 for the Redskins. He finished his career with 49 interceptions before retiring to pursue a coaching career. In 14 seasons, Houston achieved Pro Bowl status an amazing 12 consecutive times (1968-69 AFL, 1970-79 NFL), including five selections as an Oiler and seven as a Redskin. At one point in his career, Houston played in 183 consecutive games. He still holds NFL records for most interceptions returned for a touchdown in a career (9), in a season (4, 1971), and in a game (tied-2, vs. San Diego 12/19/71).

RETIRED JERSEYS

JIM NORTON #43



ELVIN BETHEA #65



In the 26-year history of the Houston Oilers, only two players have had the distinction of having their jersey number retired. That honor belongs only to #43, Jim Norton and #65, Elvin Bethea.

Norton played nine seasons for the Oilers (1960-68) as a safety and as a punter, establishing team records at both positions. As a rookie from the University of Idaho, Norton was a member of the Oilers' 1960 AFL Championship team. A four-time league all-star, he holds the Oiler record for most interceptions in a career with 45. Also an accomplished punter, Norton is tops in club history with 519 career punts, a 42.3-yard career average, a 44.2-yard single-season average (1965), and a long kick of 79 yards (11/22/64 vs. Kansas City).

Bethea joined the Oilers in 1968 after an outstanding career at North Carolina A&T. He started at defensive end in the opener in '68 and didn't miss a game until breaking his arm in November, 1977. That streak of 135 consecutive games played still stands as a club standard. Bethea also holds the Oiler records for most games played (210), most seasons played (16, 1968-83), and most Pro Bowl appearances (tied-7, 1971-75 and 1978-79). Bethea led the team in quarterback sacks six times, including a career-best mark of 14½ in 1976. The Oilers honored him with an "Elvin Bethea Appreciation Night" on August 4, 1983.

Norton and Bethea's jerseys are permanently displayed at the Oilers' training facility and serve as a constant reminder of their tremendous contributions to the City of Houston and to the Oilers.

HISTORICAL HIGHLIGHTS

1959

August 3—K.S. "Bud" Adams, Jr. announces Houston's entry into the American Football League.

August 15—A.F.L. formally organized with six cities—Los Angeles, New York, Denver, Dallas, Houston and Minneapolis-St. Paul.

October 18—John W. Breen hired as Oiler Player Personnel Director.

October 31—Adams names the team "Oilers"—"for sentimental and social reasons."

November 22—A.F.L. conducts first player draft. Oilers select Heisman Trophy winner Billy Cannon of L.S.U.

December 8—Oilers sign first players Don Hitt and Tony Banfield, both of Oklahoma State.

1960

January 1—Oilers sign their first draft choice in L.S.U.'s Billy Cannon.

January 3—Oilers name former Cleveland great Lou Rymkus as first head coach.

January 24—Walt Schlinkman named to Oiler coaching staff as offensive backfield coach.

February 20—Oilers sign veteran pro quarterback George Blanda.

March 8—Houston School Board approves lease of Jeppesen Stadium to K.S. "Bud" Adams, Jr., and gives permission to increase seating capacity from 22,000 to 36,000.

June 21—Court rules that Billy Cannon will play with the Houston Oilers.

July 15—Houston opens first training camp at the University of Houston with daily practices to be held at old Busch Field during season.

August 6—Oilers lose, 27 - 10, to Dallas Texans in first pre-season game at Tulsa.

August 20—Oilers defeat Denver, 42 - 3, before 18,500 in home debut at Jeppesen.

September 11—Oilers win first regular season contest, 37 - 22, over Oakland in San Francisco. Charles Hennigan scores first Oiler TD on a 43-yard pass from George Blanda. Dave Smith scored first Oiler TD rushing on 8-yard run. Smith had 104 yards on 19 carries during game.

December 11—Oilers clinch AFL Eastern Division title with 31 - 23 win over Buffalo in Houston.

December 29—Lou Rymkus named AFL's first Coach of the Year.

1961

January 1—Oilers win first AFL Championship by defeating Los Angeles Chargers, 24 - 16, before 32,000 fans at Jeppesen Stadium. Billy Cannon was named game's MVP. Blanda completed 16 of 32 passes for 301 yards and three TD's. Winning players share: \$1,016.42.

September 9—Oilers open regular season with a 55 - 0 rout of Oakland at Jeppesen despite threats from Hurricane Carla.

October 16—Wally Lemm replaces Lou Rymkus as head coach after Oilers have only a tie, one victory and three losses in five starts.

October 22—Oilers defeat Dallas Texans, 38 - 7, in first outing under Lemm. Blanda comes off the bench to throw three TD passes, kick 53-yard field goal and three PAT's.

October 29—Blanda sets AFL passing record: 464 yards, 18 of 32 for four TD's as Oilers defeat Buffalo, 28 - 16, in Buffalo.

November 19—Blanda throws seven touchdown passes against New York in 49 - 13 win to set AFL record and the all-time pro record.

December 3—Oilers defeat previously unbeaten San Diego, 33 - 13, before Houston's largest crowd, 37,845. Charles Hennigan caught 10 passes for 214 yards and three TD's. Blanda hits on 20 of 34 attempts for 351 yards and four TD's and kicks AFL record 55-yard field goal.

December 10—Billy Cannon scores five TD's (3 rushing, 2 receiving); carries 25 times for 216 yards; five catches for 115 yards to account for 330 total yards offense (of team's 473) as Oilers defeat New York, 48 - 21, in Polo Grounds.

December 17—Oilers win second straight Eastern Division crown by beating Oakland, 47 - 16, in Oakland. Oilers become first pro team in history to score over 500 points in one season with 513 points in 14 games.

December 20—Wally Lemm named AFL Coach of the Year.

December 23—George Blanda named AFL Player of the Year.

December 24—Oilers win second straight AFL title, defeating San Diego, 10 - 3, in San Diego. Billy Cannon wins MVP award for second straight year. Winning players share: \$1,724.00.

1962

February 23—Wally Lemm resigns to become head coach of St. Louis Cardinals.

March 5—Oilers name Frank (Pop) Ivy as head coach.

September 9—Oilers open regular season play with 28 - 23 win over Buffalo in Buffalo.

September 16—Oilers lose to Boston, 34 - 21, in first pro game in historic Harvard Stadium.

October 7—Oilers win home opener over Buffalo, 17 - 14.

October 14—Oilers set AFL scoring record with 56 - 17 win over New York as Blanda hits on six TD passes.

December 15—Oilers win third consecutive Eastern Division title, 44 - 10, over New York. Charlie Tolar gets 107 yards on 18 carries to become the first Oiler back to gain over 1,000 yards in one season. His total was 1,012 on 244 carries. Oilers compile best regular season record in club's history with 11 wins, three losses.

December 23—Oilers lose AFL title to Dallas Texans, 20 - 17, in historic six quarter game.

1963

November 1—Oilers suffer worst defeat in history 45 - 3 to Boston in Boston

1964

March 1—Oilers announce building of a new training site at Fannin and Braeswood.

June 2—Frank (Pop) Ivy relieved of head coach-general manager duties. Adams names Sammy Baugh the new head coach and Carroll Martin the new general manager.

July 15—Oilers open training camp at new site—Fannin and Braeswood.

August 10—Oilers defeat Boston, 38 - 7, in Boston for first win in 1964.

August 14—Oilers loan Jacky Lee to Denver for two years; receive defensive lineman Bud McFadin and No. 1 draft choice.

September 8—Oilers trade Billy Cannon to Oakland for Bob Jackson, Sonny Bishop and Dobie Craig.

September 13—Rookie Sid Blanks set AFL record with 91-yard TD run against New York in Houston.

December 18—Sammy Baugh resigns as Oiler head coach.

December 20—Oilers play final game in Jeppesen Stadium, defeating Denver, 34 - 15, to end season with 4 - 10 record. Charles Hennigan catches 101st pass of season to set new all-time pro record.

December 22—Hugh (Bones) Taylor named Oiler head coach. Sammy Baugh stays on staff as assistant.

1965

June 5—Oilers announce they will not play in Harris County Domed Stadium because of "unrealistic lease agreement." Sign five-year lease with Rice University for use of Rice Stadium.

1966

January 13—K.S. "Bud" Adams, Jr. names Don Klosterman as Oilers' Executive Vice-President and General Manager.

January 29—Wally Lemm named Oiler head coach by Klosterman.

June 8—Oilers sign Ernie Ladd; Commissioner awards Willie Frazier and Pete Jaquess to San Diego in compensation.

June 9—The AFL and NFL announce plans to merge into one league by 1970. Common draft and championship game scheduled immediately.

September 3—Oilers open regular season play with 45 - 7 home victory over the Denver Broncos. Denver was held to no first downs, an AFL record.

November 17—Oilers relinquish rights to Ralph Neely to Dallas. Get in return Dallas' first draft choice and two others. Teams (Dallas-Houston) announce three pre-season games with first set for Houston in 1967.

1967

March 14—First common draft between AFL and NFL. Oilers take Michigan State All-American George Webster as their No. 1 choice.

April 2—Oilers announce they will hold 1967 training camp at Schreiner Institute in Kerrville, Texas, in the heart of the hill country. Only third time in history Oilers will have trained outside Houston.

April 15—Oilers sign their No. 1 draft choice in Michigan State's two-time All-American linebacker George Webster.

December 17—Oilers clinch Eastern Division title with 24 - 17 win over San Diego at Rice Stadium and become first team to go from cellar to division title in one season. Accomplished with 15 rookies on the squad.

December 20—Four Oilers named to All-AFL team. Defensive end Pat Holmes, cornerback Miller Farr, guard Bob Talamini and rookie linebacker George Webster named to AFL elite unit.

December 23—Oiler linebacker George Webster, the number one choice from Michigan State, was unanimous choice as AFL's defensive Rookie of the Year.

December 23—Oilers complete regular season with 41 - 10 romp over Miami Dolphins in Orange Bowl and wrap up Eastern Division Championship.

1968

January 1—Oakland Raiders break open close game in second quarter and wallop Oilers, 40 - 7, in AFL championship game. Only Oiler TD comes in fourth quarter on pass from Pete Beathard to Charles Frazier.

February 10—Oiler owner K.S. "Bud" Adams, Jr. announces that Oilers will move to the Harris County Dome Stadium for the 1968 season. Contract with Rice will be settled.

June 27—NFL players vote to strike as negotiations between owners and players falter and threaten the start of '68 training camps. Conflict arose over wages and pension plan.

July 6—NFL owners postpone the start of all training camps until settlement of wage-pension dispute with NFL Players Association.

1969

January 25—Oiler linebacker George Webster one of four AFL players named to Pro Football Writers' Association's first combined All-Pro team.

April 15—Jim Norton, last of the original Houston Oilers, announces his retirement after nine years and Oiler owner K.S. "Bud" Adams, Jr. retires his number 43 jersey.

May 10—Historic merger meeting of AFL-NFL sees Cleveland, Pittsburgh and Baltimore switch to AFL to form two 13-team divisions to be known as the American and National Football Conference of the National Football League.

August 28—Oilers lose heartbreaking 14 - 11 decision to Dallas Cowboys in Astrodome before standing room only crowd.

September 14—Oakland scores in final quarter to thwart Oilers' upset bid in league opener, 21 - 17.

December 14—Oilers need victory over Boston in Astrodome to assure playoff spot as runner-up team in Eastern Division despite 5 - 6 - 2 record. Oilers come from behind to take 27 - 23 triumph and finish with 6 - 6 - 2 record.

December 21—Oilers lose bid for championship in humiliating 56 - 7 loss to Oakland in playoff game. Daryle Lamonica hurled six TD passes for Raiders. Kansas City defeated New York, 13 - 6, to set up all Western Division title game. Kansas City won AFL title, 17 - 7, over Oakland.

December 23—George Webster named All-Pro for third consecutive year.

1970

January 15—Oiler linebacker George Webster named to Pro Football Hall of Fame's All-Time AFL defensive unit. The three-year Oiler veteran was youngest and least experienced player named to the All-Time AFL team.

January 21—Oilers trade quarterback Pete Beathard and cornerback Miller Farr to St. Louis Cardinals for quarterback Charley Johnson and cornerback Bob Atkins.

June 30—Oiler veterans join NFL Players Association strike. Owners bar veterans from training camps. Dispute revolved around pension plan.

July 14—Oilers open training camp at Schreiner Institute in Kerrville, Texas, with only rookies reporting.

August 3—Veterans report to training camp after settlement of NFL-NFLPA pension dispute.

August 29—Oilers enjoy one of the team's greatest victories in history as they crush Dallas Cowboys, 37 - 21, in Astrodome as Jerry LeVias has great night with three touchdowns in game.

September 20—Oilers open NFL season with 19 - 7 triumph over Pittsburgh in Pittsburgh as Charley Johnson passes to Jerry LeVias for two touchdowns.

November 1—Oiler head coach Wally Lemm, who led Oilers to AFL title in 1961 and to Eastern Division title in 1967, announces he will retire at the end of 1970 season.

1971

January 21—Oiler owner K.S. "Bud" Adams, Jr. names Ed Hughes to be the sixth head coach in Oiler history.

January 26—Oilers trade running back Hoyle Granger, tackle Terry Stoepel and defensive end Charles Blossom to New Orleans for defensive tackle Dave Rowe and wide receiver Ken Burrough.

January 28—The Oilers, who pick third behind Boston and New Orleans in the college draft, select quarterback Dan Pastorini of Santa Clara in the first round and grab quarterback Lynn Dickey of Kansas State in the third round.

May 5—Oilers name John W. Breen as general manager replacing Bob Brodhead. Breen was the first employee hired by Oiler owner K.S. "Bud" Adams, Jr. in 1959 when the American Football League was formed.

June 24—Oilers' number one draft choice, Dan Pastorini of Santa Clara, signs contract.

July 31—Oilers battle Los Angeles Rams in Hall of Fame game in Canton, Ohio with Rams winning 17 - 6.

August 9—Oilers open home season with 35 - 6 walloping of New York Giants in the Astrodome.

December 12—Safety Ken Houston ties all-time pro record for touchdowns on interceptions with theft against Buffalo in Oilers' 20 - 14 victory. Houston tied record of seven set by Erich Barnes of Cleveland and Herb Adderley of Dallas.

December 19—Oilers close out '71 season with third straight victory by blasting San Diego, 49 - 33, for highest point production since 1963. Ken Houston establishes all-time pro record with two touchdowns on interceptions. The five-year veteran intercepted successive John Hadl passes in the third quarter and returned them for touchdowns of 35 and 29 yards to run his career total to 9. His four returns of interceptions for TD's in one year is also an NFL record.

December 24—Oiler defensive end Elvin Bethea and safety Ken Houston are named to AFC Pro-Bowl squad. It was second straight year for Houston.

December 30—Oilers name former Florida State and Rice University coach Bill Peterson as their new head coach.

1972

- February 1**—Greg Sampson, a 6-5½, 265-pound defensive tackle from Stanford, was Houston's No. 1 draft choice.
- March 21**—K.S. "Bud" Adams, Jr. spearheaded a drive which landed the 1974 Super Bowl game for Houston. The game will be played in Rice Stadium on January 13, 1974.
- April 9**—Walt Schlinkman named by Oilers as Director of Player Personnel and Scouting.
- June 8**—Ken Houston named best strong safety in pro football by *Pro Football Weekly*.
- July 8**—Oilers sign No. 1 draft choice Greg Sampson from Stanford to multi-year contract.
- October 1**—Oilers stun Joe Namath and New York Jets, 26 - 20, in the Astrodome for only victory of 1972 season.
- December 23**—Guy Murdock, Oilers' rookie center, named to UPI's NFL All-Rookie team.

1973

- March 2**—Veteran coach and front office executive Sid Gillman accepts position of Executive Vice-President and General Manager of Houston Oilers, replacing John Breen, who retired.
- March 13**—Andy Bourgeois named special teams coach by Oilers. First year in pros after coaching at T.C.U.
- October 16**—Bill Peterson fired as head coach of Oilers after 48-20 loss to Denver, making Peterson's regular season record in one and one-half years 1 - 18. Sid Gillman assumes dual role of General Manager-Head Coach for the rest of year.
- November 5**—Oilers win only game of 1973 season, 31 - 27, over Baltimore Colts as Lynn Dickey completes 22 of 32 passes for 340 yards and three touchdowns.
- December 16**—Oilers end second straight 1 - 13 season with 27 - 24 loss to Cincinnati.
- December 19**—Oiler defensive end Elvin Bethea named to Pro Bowl team third straight year.

1974

- January 18**—Sid Gillman announces decision to remain as General Manager-Head Coach for at least one more season, ending speculation that a new head coach would be named.
- February 8**—Former New Orleans and New York Jets coach Ed Biles joins Oilers as defensive assistant.
- March 7**—O.A. "Bum" Phillips, a veteran Texas high school and college coach who was with Sid Gillman at San Diego, is hired by Oilers as defensive coordinator.
- April 20**—NFL owners, meeting in New York, vote in sweeping rule changes designed to open up the game with more offense.
- May 24**—Oilers announce loss of \$459,281.00 for fiscal year 1973.
- July 6**—Oiler rookies report to training camp amid pickets carried by Oiler veterans who were members of the National Football League Players' Association. The NFLPA went on strike against the owners officially on July 1.
- August 3**—Oilers win first opening pre-season game since 1969 with 16 - 7 victory over the New York Giants. The game was played mostly with rookies and free agents since the veterans were on strike.
- August 11**—NFLPA strike ends for 14-day "cooling off" period and Oiler veterans report to camp.
- August 27**—Oiler trainer Bobby Gunn announces resignation; Charlie Henry and Jerry Meins are named co-trainers to replace him.
- August 28**—Oiler tackle John Matuszak tries to jump his contract and sign with World Football League Houston Texans. Oilers obtain temporary restraining order and present it to Matuszak at Texans' game with New York Stars. Matuszak is put on inactive list until trial.
- September 5**—Oilers and WFL Texans meet in court over John Matuszak dispute.
- September 9**—State District Judge Arthur Leshner grants temporary injunction against John Matuszak playing for any other team than Oilers until further court hearings. Matuszak remains on inactive list.
- September 15**—Oilers open regular season with 21 - 14 win over San Diego, Houston's first regular season home victory since October 1, 1972.
- October 22**—Oilers trade John Matuszak and No. 3 draft choice to Kansas City for Curley Culp and No. 1 draft choice, ending court battle and giving Houston an experienced veteran at middle guard.
- October 27**—Oilers break five-game losing streak with 34 - 21 win over Cincinnati in Curley Culp's first game as an Oiler. Houston would go on to win four in a row and six of its last eight games.
- December 15**—Oilers defeat Cleveland for first time in history, 28 - 24, and complete a 7 - 7 season, the best in Houston since 1968.

1975

- January 2**—Assistant General Manager Dan Downs resigns, citing differences with Head Coach-General Manager Sid Gillman as his reason.
- January 25**—O.A. Bum Phillips named Oiler head coach by Sid Gillman, who says he will remain in single role as general manager.

January 28—Oilers pick Jackson State linebacker Robert Brazile in the first round of the NFL draft. Brazile was the sixth player picked in the draft. Houston also took Texas A&I running back Don Hardeman in a later first round selection, and chose Kansas wide receiver Emmett Edwards in the second round.

February 14—Sid Gillman leaves Oilers as general manager by mutual consent with owner Bud Adams. O. A. Bum Phillips adds title of general manager to head coaching duties.

August 2—Rookies Emmett Edwards of Kansas, Robert Brazile of Jackson State and Don Hardeman of Texas A&I are Oiler rookies participating in College All-Star game against World Champion Pittsburgh Steelers in Chicago.

September 14—Coach Bum Phillips and his Oilers close out first pre-season campaign with 3 - 3 record by beating Chicago Bears, 24 - 13, in Chicago.

September 20—Seven rookies make Oilers' 43-man squad—draft choices Robert Brazile, linebacker from Jackson State; fullback Don Hardeman of Texas A&I; wide receiver Emmett Edwards of Kansas; defensive back Mark Cotney of Cameron State; tight end John Sawyer of Southern Mississippi and free agents defensive back Greg Stemmick of Colorado State and linebacker Ted Thompson of Southern Methodist.

September 22—Oilers open 1975 NFL season with 7 - 0 win over New England Patriots. Only TD was fumble return for score by Oilers' Willie Germany in first quarter.

September 29—Oilers open home NFL season with 33 - 17 win over San Diego. Curley Culp scored first TD of career with 38-yard return of fumble.

October 13—Houston scores its first win in history over Cleveland in Cleveland, with 40 - 10 triumph.

October 20—Oilers come from behind to defeat Washington, 13 - 10, for first win ever over NFC team. Win was in the Astrodome.

November 3—Oilers whip Kansas City for first time since 1967, 17 - 13, and first time in Arrowhead Stadium to run season's record to 6-1.

November 17—Oilers rebound from Pitt loss with 20 - 19 win over Miami as Billy Johnson ties all-time pro record for TD's in one season on returns. Billy has three on punts and one on kickoffs. He broke a punt return for 83 yards against Dolphins. Ronnie Coleman made great seven-yard run for winning TD with less than two minutes to play. Standing-room-only crowd in the Astrodome.

December 1—Cincinnati eliminates Oilers from playoff picture with 23 - 19 win in rain in Cincinnati.

December 8—Oilers bounce back from two straight losses to defeat San Francisco, 27 - 13, to complete sweep of NFC teams in '75. Billy Johnson missed all-time return record when he missed TD by one yard, returning punt 76 yards to 49er one-yard line.

December 15—Oilers score on game's final play to nip Oakland, for first win over Raiders since 1966. Dan Pastorini passed two yards to tight end Mack Alston for the score and Skip Butler kicked the extra point. Oakland had won eight straight games from the Oilers.

December 22—Oilers close out finest season since 1962 with 21 - 10 win over Cleveland giving Coach Bum Phillips a 10 - 4 - 0 record his first year as a head coach. Oilers set a new home attendance record, averaging 48,000 in seven home games.

December 31—U. S. District Judge Earl F. Larson declared the Pete Rozelle Rule was illegal thus taking the option-compensation clause out for NFL teams.

1976

January 27—NFC All-Stars come from behind to nip AFC All-Stars in annual Pro Bowl game in New Orleans' Superdome but Oilers' Billy Johnson named MVP of game. Set new records for returns including 90-yard TD gallop with punt. Oilers had five players—Curley Culp, Elvin Bethea, Ken Burrough, Dan Pastorini and Billy Johnson. Pastorini passed 64 yards to Burrough for AFC score.

February 10—Wade Phillips, son of Head Coach Bum Phillips, named to Oiler coaching staff as linebacker coach. Phillips had been an assistant at University of Kansas.

March 1—Ladd K. Herzog appointed Financial Vice-President of the Houston Oilers and elected to the Board of Directors.

April 1—Oilers lose Fred Hoaglin, Mark Cotney and Jesse O'Neal in NFL expansion draft.

April 2—Oilers trade quarterback Lynn Dickey to Green Bay for quarterback John Hadl, cornerback Ken Ellis, draft choices and cash. One of the biggest trades in Houston Oiler history.

April 9—Oilers make Mike Barber of Louisiana Tech their number one pick in the 1976 college draft. Oilers did not have first round selection, so Barber was picked in 2nd round or 48th player in draft selected. Barber is a tight end.

September 4—Jim McLernore, Oiler public relations director, is stricken with a fatal heart attack just hours before the Houston-Dallas pre-season game at Texas Stadium.

November 28—Oilers defeat Atlanta Falcons 20 - 14 in the Astrodome to snap six-game losing streak.

December 11—Pittsburgh defeats Oilers in season finale to win AFC Central Division title. Oilers finish 1976 campaign at 5-9.

1977

January 14—Head coach and general manager O.A. "Bum" Phillips announces the appointment of Ken Shipp as offensive coordinator with King Hill becoming receiver coach, and appointment of Joe Bugel as offensive line coach.

February 2—Pat Pepler is named assistant general manager of the Oilers.

May 3—Oilers draft offensive tackle Morris Towns of Missouri as their first-round pick.

September 18—Oilers open championship season with a solid 20 - 0 win over Jets.

October 9—Oilers march into first place in the AFC Central Division after whipping Pittsburgh 27 - 10 at the Astrodome, but lose Dan Pastorini to an ankle and back injury.

November 6—With a healthy Dan Pastorini back in the lineup, Oilers come of age with a 47 - 0 blasting of Chicago, a team that went on to be the NFC's wild card representative in the playoffs.

November 13—Oakland holds off Oilers 34 - 29 in a see-saw game. Houston defensive end Elvin Bethea suffers a broken arm after playing in 135 consecutive games as an Oiler, a team record.

December 11—Oilers beat Cleveland 19 - 15 in a game played on a frozen field and under the "worst possible conditions."

December 18—Oilers thrill another Astrodome sellout with a convincing 21 - 16 win over Cincinnati, eliminating Bengals from playoff slot and sending Pittsburgh into playoffs. In two games against Oilers, Bengals scored a lone offensive touchdown. Oilers finish year 8 - 6 and in second place in AFC Central Division.

1978

January 7—Owner K.S. "Bud" Adams Jr. announces the appointment of Ladd K. Herzog as Senior Vice-President and Chief Administrative Officer of the Houston Oilers.

January 24—Curley Culp, Ken Burrough, Billy Johnson, and Robert Brazile play outstanding ball on AFC Pro Bowl team.

February 1—Billy Johnson selected as winner of the 1978 "Johnny Unitas Award" by the New England Quarterback Club.

March 1—Ex-Bronco secondary coach Bob Gambold hired to replace Pettibon, and Texas A & M assistant John Paul Young joins Oilers as special teams coach.

April 15—Oilers announce a long-term contract with Texas State Network to air Oiler games.

April 24—Oilers set city on its ear by swapping three draft picks and tight end Jimmy Giles to Tampa Bay for rights to 1978 number one draft selection in order to choose Texas All-American and Heisman Trophy winner Earl Campbell.

July 9—Rookies report to Oiler training camp at Angelo State University in San Angelo, Texas.

October 23—Houston ends Pittsburgh's seven game win streak with Monday night victory over the Steelers, 21 - 17. Houston's first win ever on Monday night football.

November 12—Houston comes from behind 23 - 0, to capture 26 - 23 game vs. New England Patriots.

November 20—Earl Campbell rushes for 4 touchdowns vs. Miami Dolphins in Oiler 35 - 30 victory. Campbell's two Monday night appearances netted him 7 of his 13 season TD's.

November 26—Earl Campbell gains 100 yards rushing vs. Cincinnati before home crowd to tie NFL record for most 100 yard games by a rookie—7 (ties Franco Harris and Don Woods). Also broke Oiler single season records of most yards rushing (Hoyle Granger—1194 yards in 1967) and most attempts rushing (Charlie Tolar—224 yards in 1962).

December 10—Houston captures 17 - 12 decision over New Orleans Saints to clinch berth in AFC Wild Card game vs. Miami.

December 24—Houston wins first playoff game since 1961 by defeating Miami 17 - 9 in the Orange Bowl.

December 31—Oilers continue playoff march with 31 - 14 win against New England before 61,297 chilled fans in Foxboro, Mass.

1979

January 7—Houston playoff dreams end as Pittsburgh takes 34 - 5 victory in AFC Championship game. Oilers welcomed by 50,000 loyal fans in the Astrodome as radio station KILT sponsors homecoming.

January 30—Earl Campbell, Elvin Bethea, Robert Brazile, and Curley Culp represent Houston in the Pro Bowl in Los Angeles.

May 4—Mike Stensrud of Iowa State selected in Round 2 of 1979 NFL Draft (Oilers first-round choice traded to Kansas City Chiefs).

July 2—Rookies report to first day of training camp in San Angelo, as the Oilers return to Angelo State University for their second year.

August 3—Oiler offensive tackle Greg Sampson undergoes brain surgery, which signals the end to a promising career. Surgery successful.

September 2—Oilers defeat Redskins 29 - 27 in opening game. Campbell gains 166 yards on club record 32 carries.

September 16—Before a reunion of the Houston Oilers 1960 American Football League championship team, Oilers show the old boys how to do it with 20 - 6 win over Kansas City Chiefs.

November 22—Before national television audience on Thanksgiving Day, Houston defeats cross-state rival Dallas 30 - 24 for fifth consecutive win.

December 10—Again with the entire nation looking on, Houston defeats division nemesis Pittsburgh 20 - 17, giving Oilers spot in 1979 playoffs.

December 17—Several Oilers lock up individual titles: Earl Campbell is NFL rushing champion for the second consecutive year, Mike Reinfeldt captured the crown for most interceptions in NFL with 12, Toni Fritsch was the most accurate field goal kicker connecting on 21 - 25 attempts, and Jesse Baker led the AFC in quarterback sacks with 15½.

December 23—In first playoff game played in Houston since 1962, Oilers defeated Denver Broncos 13 - 7. Key offensive players Earl Campbell, Dan Pastorini and Ken Burrough were all injured and their status for the following game versus San Diego was questionable.

December 29—Traveling to San Diego, the Oilers were underdogs as the three offensive stars injured versus Denver were unable to participate. Backup quarterback Gifford Nielsen played conservative offense as Rob Carpenter, who was also injured earlier in the week and was on crutches the night before the game, gained 67 yards rushing in his best effort of the season. The big star of the game, however, was strong safety Vernon Perry as he intercepted an NFL record four passes in a playoff game.

1980

January 6—In a rematch of the 1978 AFC Championship game, the Oilers traveled to Pittsburgh for the right to represent the AFC in Super Bowl XIV. The Steelers won the battle 27 - 13 in a game that saw a controversial call keep Mike Renfro from scoring what would have been tying score late in third quarter.

January 7—In the wee hours of the morning, the Oilers return from Pittsburgh to an excited throng of 70,000 people waiting to cheer their heroes for a job well done at the Astrodome.

January 28—Six Oilers represent Houston in the NFL Pro Bowl: RB Earl Campbell, OT Leon Gray, K Toni Fritsch, LB Robert Brazile, WS Mike Reinfeldt, and DE Elvin Bethea.

April 29—The Oilers take OT Angelo Fields of Michigan State as their first choice in the NFL draft. Fields was taken in round two after the Oilers had traded first round choice.

May 15—NFL alive with talk of trade sending Oilers QB Dan Pastorini to Oakland for Raider QB Ken Stabler in one for one swap.

September 15—Before the largest stadium crowd to ever witness the Oilers (80,243), Houston defeats the Browns in Cleveland Stadium by a 16 - 7 score. The game was also televised before a national audience on the NFL's Monday Night Football.

October 14—Oilers acquire All Pro tight end Dave Casper from Oakland for undisclosed draft picks. Oilers head coach Bum Phillips says club will begin utilizing two-tight end offense with current tight ends Mike Barber and Rich Caster joining Casper in the alignment.

October 19—Earl Campbell becomes only the second running back in the history of the Oiler franchise to rush for over 200 yards in a single game when he paced the Oilers to a 21 - 14 triumph over Tampa Bay with 206 yards rushing. Club rushing record for single game 216 yards by Billy Cannon (Dec. 10, 1961 vs. New York Titans).

October 26—Earl Campbell ties NFL record for most consecutive 200 yard games rushing (two) with 202 yards vs. Cincinnati in the Astrodome. Previous week gained 203 yards vs. Tampa Bay. Now shares record with O.J. Simpson (Buffalo, 1973, 1976). Oilers defeat Bengals 23-3.

November 10—In second Oilers victory in the NFL's edition of Monday Night Football this season, Houston defeats the New England Patriots 38 - 34 before sellout Astrodome crowd. QB Ken Stabler completed 15 of 18 passes (83%) for 258 yards and three TDs. RB Earl Campbell pushed his season rushing total to 1,094 with 130 yards vs. Pats, the third time in his three-year career that he totaled over 1,000 yards rushing in single season.

December 4—Houston's defense rises to test as the Oilers shut out the Pittsburgh Steelers 6 - 0. Toni Fritsch provided all the points the Oilers would need with two field goals. This marked the third evening prime time win of the season for the Oilers as the game was played in the Astrodome before a sell-out crowd and a national television audience. It marked the first shutout registered by the Oilers since a 47 - 0 win over the Chicago Bears, November 6, 1977.

December 21—Oilers clinch third playoff spot in as many years with 20 - 16 victory over the Minnesota Vikings in the Astrodome. Earl Campbell sets NFL record by rushing for over 200 yards in single game four times one season. Finished season with 1,934 yards, second highest total in NFL history behind O.J. Simpson's total of 2,003 yards gained in 1973 with the Buffalo Bills. The Oilers must wait until the final game of the season to see who their playoff opponent will be, as their 11-5 record equals that of division foe Cleveland but Oilers become Wild Card participant due to tie-breaker procedures as the Browns win the division title.

December 28—Oilers season comes to an end with disappointing AFC Wild Card loss at the hands of the eventual Super Bowl champion Oakland Raiders. The loss marks the third consecutive year that the Oilers have been eliminated from the playoff picture by the eventual Super Bowl champions (Pittsburgh Steelers in both 1978 and 1979).

December 31—K.S. "Bud" Adams, Jr., Oilers owner, relieves O.A. "Bum" Phillips of his duties as Head Coach and General Manager. Ladd K. Herzeg promoted from post of Senior Vice President/Chief Administrative Officer to the position of Executive Vice President and General Manager of the Club.

1981

January 3—Ladd K. Herzeg announces the selection of Ed Biles as the Houston Oilers new head coach. Biles had been Oilers' defensive coordinator since 1975.

January 27—Oilers name Ray Callahan new offensive line coach, first assistant hired by new head coach Ed Biles.

January 31—Coaches Andy Bourgeois and Bob Gambold will remain with the Oilers for the 1981 season. Along with Biles, they will be the lone members returning from last season's coaching staff.

February 3—Elijah Pitts, former star running back with the Green Bay Packers, named offensive running back coach.

February 4—Oilers name Jim Shotner new offensive coordinator and also announce that Andy Bourgeois has been reassigned to coach the wide receivers for the club.

February 8—Dick Nolan, former Head Coach for the New Orleans Saints and the San Francisco 49ers, named defensive coordinator.

February 14—Head Coach Ed Biles names Joe Galat defensive line coach.

February 15—Mike Holovak named as Assistant General Manager by Ladd K. Herzeg, Oilers General Manager. Holovak brings over twenty years experience in professional coaching and the executive level of the NFL.

February 28—The appointment of Dick Selcer as Oilers linebacker coach completes the new staff of Oilers Head Coach Ed Biles.

April 28—Michael Holston, wide receiver from Morgan State, Oilers first draft choice in 1981 NFL draft. Holston taken in third round, with the club's first two choices going to the Oakland Raiders for Dave Casper. All Pro tight end.

July 16—Oilers begin 1981 training camp when rookies report to Angelo State University, San Angelo, Texas.

September 6—Oilers defeat Rams in season opener in Los Angeles, 27 - 20 as rookie Willie Tullis returns kickoff 95 yards for score in final minute of game. Win gives new Head Coach Ed Biles his first ever win as head coach of NFL club.

October 4—Oilers run record to 3 - 2 with 17 - 0 victory over eventual AFC champions Cincinnati in Astrodome as Earl Campbell runs for 182 yards. Carl Roaches returns kickoff 96 yards for TD as team ties club record for most return TDs in single season (2).

October 11—In biggest offensive outburst of season, Oilers defeat Seattle 35 - 17 behind balanced attack before home crowd. Campbell gained season high 186 yards (2 TDs) and QB Ken Stabler completed 12 of 18 passes for 186 yards and three TDs.

November 8—Oilers defeat last year's Super Bowl champion Oakland Raiders 17 - 16 in the Astrodome.

November 29—Atlanta defeats Oilers 31 - 27 in Houston but game has positive points. Rookie WR Mike Holston comes of age with 8 catches for 101 yards and TD. Also first appearance of season for Gifford Nielsen at QB following preseason shoulder injury. Nielsen completed 8 of 15 attempts for 106 yards and TD as comeback effort falls short.

December 13—Oilers defeated by eventual Super Bowl champion San Francisco 28 - 6 on 49ers home turf. Nielsen's first start of season saw him complete 21 of 30 attempts for 140 yards. RB Adger Armstrong on receiving end of 9 receptions, single game high for Oilers all of '81 season.

December 20—Oilers finish season with win over division rival Pittsburgh 21 - 20 in Astrodome. Nielsen completed 24 of 37 passes for 376 yards and 3 TDs, all to TE Dave Casper who also had outstanding day, catching 6 passes for 139 yards, most yards gained receiving in single game of '81 by Oilers. Holston also had big day, grabbing 5 receptions for 128 yards. Defense also had solid play in keeping Steelers in check as final Pittsburgh comeback drive fell short, as Oilers' season ended with 7-9 record.

1982

January 19—Former All Pro defensive back Ken Houston returns to Oilers as defensive assistant assigned to work with the DBs. Houston had been All Pro performer 1971-72 before being traded to Redskins where he retired following 1980 season.

January 31—Oilers open 2.5 million dollar training facility less than two miles from Astrodome. Owner-President K.S. "Bud" Adams, Jr. provided funds for what must be considered one of top facilities in entire NFL.

February 2—Bill Allerheiligen joins staff as Strength and Conditioning Coach.

February 3—Oilers announce new three year contract with Mutual Broadcasting System for radio rights to Houston's games. KTRH AM Radio in Houston will serve as flagship station.

March 18—Executive VP and General Manager Ladd K. Herzeg announces that head coach Ed Biles has been given a contract extension. Terms of the contract were not released.

April 28—Oilers select Penn State OG Mike Munchak in first round of NFL draft, it is the first number one choice in the draft that Oilers had since Earl Campbell selected first in entire draft in 1978.

April 29—Ralph Staub becomes defensive line coach of club, replacing Joe Galat who accepted position as Head Coach of Montreal in the CFL.

May 3—Computer added to Oilers lineup to assist club with player personnel, college scouting, ticket and business operations as well as many other functions within the organization.

September 17—Oilers acquire QB Archie Manning from New Orleans Saints in one-for-one swap for OT Leon Gray.

September 19—Oilers defeat Seattle Seahawks 23-21 in Astrodome to even record at 1-1 behind RB Earl Campbell's 142 yards rushing.

September 20—NFL Player's Association strike announced.

November 16—Settlement of 57 day player strike announced by NFL Management Council and NFL Players' Association.

1983

January 2—Oilers fall to Cincinnati Bengals 35-27 to conclude 1982 regular season play. This game was rescheduled from November 14 (canceled due to players' strike).

January 25—Chuck Studley joins Oilers as defensive coordinator after successful stints with San Francisco 49ers (Super Bowl champs following '81 season) and Cincinnati Bengals.

February 1—Oilers perennial All-Pro DE Elvin Bethea decides not to retire following 1982 season and will return for his 16th year in the NFL, all with the Oilers.

February 1—O. Kay Dalton named offensive coordinator. Joined Oilers after serving as quarterback/receivers coach for Kansas City Chiefs.

February 2—Ladd K. Herzeg, Exec. VP/Gen. Mgr., announces promotion of Mike Holovak from Assistant General Manager to VP/Player Personnel. Holovak's contract with the club was extended through the 1986 season.

February 9—Bill Walsh named offensive line coach. Walsh comes to Oilers with 23 years NFL coaching experience (Kansas City 1960-1974 and Atlanta 1975-1982).

March 29—Vic Rapp named as Special Assistant Coach. Rapp will work with tight ends, special teams and quality control.

April 6—Jerry Trupiano, Wally Lamm (former Oilers Head Coach) and John O'Reilly named to Oilers radio broadcast team. KTRH in Houston will again serve as the flagship station for the Oilers/Mutual Radio Network.

April 23—Ladd K. Herzeg announces trade of Oilers second pick in first round to Los Angeles Rams for the third pick overall in draft. Oilers receive Rams' fourth round choice in 1983 and fourth round choice in 1984 for moving down one notch in first round.

April 24—Ladd K. Herzeg announces second trade in as many days involving Oilers' first round draft pick. Oilers trade third choice overall in first round to Seattle for ninth choice overall in first round plus Seahawks' second and third round picks in 1983 (Combining trades of April 24-25, Oilers moved from second position in first round to ninth and acquired Seahawks' second and third round choice in 1983 and Rams' fourth round choice in 1983 and 1984. A total of four additional picks).

April 26—Oilers select OT Bruce Matthews from USC in round one of NFL draft with the ninth choice in the round. Oilers found themselves in best drafting position in club's history with eight of top 88 players taken, thanks to maneuvering by Herzeg. Also, for first time since 1969 the Oilers had each of their choices through the first nine rounds.

April 29—Grady C. Sessums, retired Captain of Company "A" Texas Rangers in Houston, named Director of Security for the Oilers.

May 19-22—Veterans and 14 draft choices from recent draft undergo physical examinations prior to opening of mini-camp.

July 13—Oilers rookies and selected veterans report to summer training camp held at Angelo State University (San Angelo, Texas). The Oilers have trained in San Angelo since 1978.

August 4—In preseason opener, ceremonies honoring Elvin Bethea's sixteen years with the club occurred at halftime. Bethea's jersey, number 65, to be retired at the conclusion of the season.

September 4—Oilers open 1984 season with heartbreaking 41-38 loss to Green Bay Packers in the Astrodome.

October 9—Oilers lose to Denver Broncos 26-14 to run season mark to 0-6.

October 10—Head Coach Ed Biles resigns after 2½ years as head coach.

October 11—Ladd Herzeg appoints Defensive Coordinator Chuck Studley as interim head coach.

October 20—Oilers trade QB Archie Manning and TE Dave Casper to Minnesota for second and fourth round picks in 1984 draft.

November 13—Houston defeats Detroit 27-17 for first win of season after 0-10 start under leadership of QB Oliver Luck in his first NFL start.

December 11—Houston wins second game of season by defeating Browns 34-27. Both 1983 wins came in the Astrodome.

December 18—Oilers close season with 20-10 loss to Baltimore (Colts' final game played in Baltimore before moving to Indianapolis).

December 28—W.O. "Soapy" Johnson, Oilers' official statistician for 24 years, passed away after long bout with cancer.

1984

January 3—Ladd Herzeg names Hugh Campbell head coach of club.

January 18—Coach Campbell names three new assistants—Gene Gaines (special teams), Bruce Lemmerman (receivers) and Al Roberts (running backs). Also announces that both Ken Houston (defensive backs) and Bill Walsh (offensive line) will be retained from previous staff.

January 25—Bob Padilla named defensive line coach.

January 30—Announcement that Kay Dalton will remain as offensive coordinator and also that Jerry Gianville will become new defensive coordinator.

February 3—Ladd K. Herzeg announces that Oilers win the "recruiting war" for free agent QB Warren Moon, who enjoyed tremendous success at Edmonton of CFL.

February 10—Entire organization lost tremendous friend with the passing of radio talk-show host John Breen. Breen was first employee hired by the Oilers in 1959 and served in numerous front office capacities, including general manager and Director of Player Personnel.

February 14—Campbell announces that John Devlin will become linebackers coach.

February 28—Herzeg announces the promotion of Marketing Director Rick Nichols to position of Director of Administration.

April 13—Six year veteran WR Mike Renfro traded to Dallas for WR Butch Johnson as teams reverse order of selections in the second round of the 1984 draft. Cowboys also receive undisclosed 1985 pick.

April 26—Oilers announce tentative agreement with Nebraska All American Dean Steinkuhler as team allowed to sign player prior to NFL draft.

May 1—Oilers official select Steinkuhler and also draft a total of 14 players during the one-day marathon. Of the 14 selected, 10 were defensive players.

May 14—Six-year QB Gifford Nielsen announces retirement to become sportscaster for local television station.

June 28—K.S. "Bud" Adams, Jr. gives Ladd K. Herzeg long-term contract extension as the team's Executive Vice-President/General Manager.

September 2—Oilers open their Silver Anniversary Season versus Los Angeles Raiders. Houston was defeated by the Raiders 24-14 in battle of former AFL rivals as each team celebrates 25 years of play in 1984.

September 6—Oilers and city of Houston celebrate 25th season of professional football at "Silver Salute," which was held on the floor of the Astrodome. The black-tie gala consisted of dinner, dancing and an auction with all proceeds benefiting the Ronald McDonald House. This date was also proclaimed "Houston Oilers Day" by Mayor Kathryn J. Whitmire.

September 9—Newly-acquired QB Warren Moon, throws for season high 365 yards (23 of 43 attempts) versus Indianapolis Colts but Oilers lose 35-21 in the Astrodome.

October 9—Oilers trade RB Earl Campbell to New Orleans Saints for first round choice in 1985 draft. The Oilers also obtained C Jim Romano from Raiders for Houston's third and sixth round picks in 1985.

October 26—Oilers announce that KODA-FM will be new flagship station for Oilers' radio broadcasts beginning in 1985. The Oilers and KODA-FM signed a multi-year contract.

November 11—Oilers defeat Chiefs 17-16 in Kansas City after losing opening ten games of the season as Hugh Campbell gets first win as NFL head coach. Moon completed 73% of his passes (19 of 26) and Larry Moriarty rushed for 117 yards to pace the Oilers.

November 18—Houston wins second consecutive game as Jets fail by a 31-20 margin in the Astrodome. Moon again hits for over 70% of his attempts (20 of 28 for 71%) and throws for three TDs. Moriarty rushes for 138 yards for second consecutive 100 plus yard game.

December 2—Houston defeats Steelers in overtime thriller 23-20 for third win in four weeks before home crowd. Joe Cooper kicked winning field goal with 5:53 elapsed in extra period. It was the first overtime loss in Steeler history, giving them a 5-1-1 record in OT games.

December 12—Mike Munchak, Oilers offensive left guard, selected to play in the AFC-NFC Pro Bowl game January 27, 1985 in Honolulu.

December 16—Curtain closes on anniversary season as Oilers lose to Browns 27-20. WR Tim Smith had season's personal best with 167 yards on seven catches, marking sixth 100 plus yard game of season for Tim. Moon also threw for over 300 yards for the fourth time of the season, tying a club record.

December 17—Warren Moon completed his first NFL season with 3,338 yards passing, which broke team record held by George Blanda in 1961 (3,330). Moon also tied Blanda's mark for most 300 yard games passing in a single season with four, also set in 1961.

Tim Smith's 1,141 yards receiving enabled him to become only third player in Oilers history to post consecutive 1,000 yard receiving seasons after gaining 1,176 in 1983. Bill Groman (1960-61) and Charlie Hennigan (1963-64) were the others.

1985

January 14—Joe Faragalli named as offensive coordinator, replacing O. Kay Dalton.

April 30—Oilers select DE Ray Childress (Texas A&M) with the third pick in the first round of the 1985 NFL draft. The Oilers also had a second first round choice by virtue of the Earl Campbell trade to New Orleans and with that choice (11th overall), Houston selected CB Richard Johnson of Wisconsin.

May 14—Oilers announce \$70,000.00 grant for "Let's Tackle Life Drug Free," a drug awareness and prevention program to be conducted within the Houston Independent School District.

July 1—The Oilers sign 1983 Heisman Trophy winner Mike Rozier. Rozier was selected by the Oilers in the first round of the 1984 Supplemental Draft.

July 2—Wide Receiver Drew Hill is acquired by the Oilers in a trade with the Los Angeles Rams.

August 3—The Oilers battle the New York Giants in the annual NFL Hall of Fame Game in Canton, Ohio, with the Giants winning 21-20. The game also makes radio history as the first stereo broadcast of an NFL game on KODA-FM.

September 8—The Oilers open the season with a 26-23 win over the defending AFC Champion Miami Dolphins. RB Butch Woolfolk catches three passes for 120 yards (including an 80-yard TD) to key the Astrodome victory.

December 9—Hugh Campbell is relieved of his duties as head coach. Executive Vice-President and General Manager Ladd Herzeg names Defensive Coordinator Jerry Glanville as interim head coach for the season's remaining two games.

December 22—Despite losing the season finale at Indianapolis 34-16, two Oilers turn in season-high performances. QB Warren Moon completes 22 of 40 passes for 364 yards and two TDs while WR Drew Hill catches nine balls for 210 yards and two scores.

1986

January 2—The Oilers release seven assistant coaches from their employment contracts. The seven coaches were John Devlin, Joe Faragalli, Gene Gaines, Ken Houston, Bruce Lemmerman, Bob Padilla, and Al Roberts.

January 20—Jerry Glanville signs a five-year contract as Head Coach of the Oilers. Glanville, 44, served the final two 1985 games as interim head coach in addition to serving as defensive coordinator since 1984.

February 2—Mike Munchak starts for the AFC in the annual Pro Bowl in Honolulu, Hawaii.

February 4—Head Coach Jerry Glanville names Doug Shively, Miller McCalmon, and Milt Jackson to his coaching staff. Shively will handle the defensive line, McCalmon will be in charge of special teams, and Jackson will coach receivers.

February 6—Floyd Reese is named as the Oilers' linebacker coach and it is announced that Bill Walsh will continue as the team's offensive line coach.

February 13—Head Coach Jerry Glanville rounds out his defensive staff by hiring veteran coach Tom Bettis to oversee the Oilers' defensive backs.

February 14—Gary Huff is named as the Oilers' quarterback coach.

February 15—Head Coach Jerry Glanville completes his staff by naming Dick Jamieson as the Oilers' offensive coordinator. The Oilers' new coaching staff boasts more than 100 years of combined professional experience.

April 29—The Oilers select Purdue quarterback Jim Everett with their first selection in the 1986 NFL Draft. The team follows by selecting Louisville WR Ernest Givins in the second round and RB Allen Pinkett of Notre Dame in the third round.



OILERS ALL-TIME DRAFT LIST

1966

1. Tommy Nobis (LB), Texas-Austin. 2. Stan Hindman (G), Mississippi. 3. George Rice (DT), Louisiana State. 4. George Allen (T), West Texas State. 5. Hoyle Granger (FB), Mississippi State. 6. Dave Long (E), Iowa. 7. Hartwell Menefee (DB), New Mexico State. 8. Dan Bland (DB), Mississippi State. 9. Dick Suffell (DB), Southwest Texas. 10. Wilbur Aylor (G), Southwest Texas. 11. Monty Ledbetter (E), N.W. Louisiana. 12. Harry Day (E), Memphis State. 13. Fred Zimmermann (LB), Toledo. 14. Butch Lince (T), North Dakota. 15. Tommy Dillard (T), Austin Peay. 16. Steve Smith (E), Michigan. 17. Lyle Loebach (T), Simpson. 18. Ed Buzzell (QB), Ottawa. 19. Frank Fuller (T), Drake. 20. Dave Odogaard (T), Bemidji State.

1966 Redshirt Draft

1. Tom Fisher (LB), Tennessee. 2. Tim Van Galder (QB), Iowa State. 3. Ralph Dunlop (T), Baylor. 4. Bill Davis (QB), Lamar Tech. 5. Richard Gover (T), Virginia State. 6. John Gary (T), Grambling. 7. Clyde Pettaway (T), No. Carolina A&T. 8. Roger Marshall (QB), Baylor. 9. Lee Garner (LB), Mississippi. 10. Dan Golch (T), California. 11. Charles Arkwright (T), Georgia.

1967

1a. George Webster (LB), Michigan State. 1b. Tom Regner (G), Notre Dame. 2a. Bob Davis (QB), Virginia. 2b. Roy Hopkins (RB), Texas Southern. 3. Larry Carwell (CB), Iowa State. 4. Carel Stith (DT), Nebraska. 5a. Pete Johns (S), Tulane. 5b. Willie Parker (DT), Arkansas AM&N. 5c. Zeke Moore (CB), Lincoln. 6. Pete Barnes (LB), Southern. 7. Ed Carrington (TE), Virginia, signed late. 8a. Johnny Brunson (RB), Benedict, injured. 8b. Sharon Washington (WR), Northeast Missouri. 9. Ken Houston (S), Prairie View. 10a. Woody Campbell (RB), Northwestern. 10b. Tim Sheehan (C), Stanford. 11. Harold Decker (DE), Kalamazoo. 12. Traded to Buffalo. 13. Traded to Buffalo. 14. Henry Hailstock (G), Lincoln. 15. Marvin McCluer (LB), Mississippi Army. 16. Rex Keeling (K), Samford. 17. Larry Lee (WR), Texas A&M.

1968

1. Traded to Kansas City. 2. Mac Haik (WR), Mississippi. 3. Elvin Bethea (DE), N. Carolina A&T. 4. Jim Beirne (WR), Purdue. 5. Bob Longo (TE), Pittsburgh. 6. Traded to Cincinnati. 7. Paul Toscano (DB), Wyoming. 8. Traded to New York. 9a. Bob Robertson (T), Illinois. 9b. Traded to Miami. 10a. Joe Peace (LB), Louisiana Tech. 10b. Tom Dombres (DT), Wisconsin. 11. Bill Halley (TE), La Verne, injured. 12. Barry Lischner (RB), Missouri. 13. Jim Dousay (RB), Louisiana State, injured. 14. Rich Stotter (LB), Houston. 15. Traded to San Diego. 16. Bob Smith (S), Miami (Ohio). 17. Billy Aisbrook (DB), N. Carolina College.

1969

1. Ron Pritchard (LB), Arizona State. 2. Jerry LeVias (WR), S. Methodist. 3a. Eibert Drungo (T), Tennessee State. 3b. Rich Johnson (RB), Illinois. 4a. Charlie Joiner (WR), Grambling. 4b. Roy Gereta (K), N. Mexico State. 5. Johnny Peacock (S), Houston. 6. Willie Grate (WR), South Carolina State. 7. Mike Richardson (RB), S. Methodist. 8. Glenn Woods (DT), Prairie View. 9. Ed Watson (LB), Grambling. 10a. Joe Pryor (TE), Boston College. 10b. Bob Naponic (QB), Illinois. 11. Terry May (DE), Southern Methodist. 12. George Resley (DT), Texas A&M. 13. Richard Pickens (RB), Tennessee. 14. Roy Don Reeves (DB), South Carolina. 15. John Tyszkiewicz (G), Chattanooga. 16. Loyd Waincott (LB), Texas-Austin. 17. Hank Autry (C), S. Mississippi.

1970

1. Doug Wilkerson (G), No. Carolina Central. 2a. Len Brooks (DT), Texas-Austin. 2b. Bill Dugenberg (RB), J.C. Smith. 3. Traded to Cleveland. 4. Spike Jones (P), Georgia. 5a. Ron Saul (G), Michigan State. 5b. Ed Duley (DT), Northern Arizona. 6. Benny Johnson (CB), J.C. Smith. 7. Charles Olson (S), Concordia (Minn.). 8. Mike McClish (T), Wisconsin. 9. Charles Blossom (DE), Texas Southern. 10. Joe Dawkins (RB), Wisconsin. 11. Robert Morris (C), Duke. 12. Richard Dawkins (TE), J.C. Smith. 13. Jess Lewis (LB), Oregon State. 14. Claire Rasmussen (T), Wisconsin St. (Osh.). 15. Dave Sharp (T), Stanford. 16. No choice. 17. Julian Fagan (P), Mississippi.

1971

1. Dan Pastorini (QB), Santa Clara. 2. Traded to New Orleans. 3. Lynn Dickey (QB), Kansas State. 4. Larron Jackson (T), Missouri. 5. Willie Armstrong (RB), Grambling. 6. Willie Alexander (CB), Alcorn A&M. 7a. Phil Croyle (LB), California (Berkeley). 7b. Larry Watson (T), Morgan State. 8. Traded to Denver. 9. Floyd Rice (LB), Alcorn A&M. 10. Russell Price (DE), N. Carolina Central. 11. Macon Hughes (WR), Rice. 12. John Thompson (G), Minnesota. 13. Joe Hoig (G), Arkansas Tech. 14. Dick Adams (DB), Miami (Ohio). 15. Andy Hopkins (RB), S.F. Austin. 16. Moses Denson (RB), Maryland State. 17. Calvin Fox (LB), Michigan State.

1972

1. Greg Sampson (DT), Stanford. 2. Traded to New Orleans for Mike Tilleman. 3a. Lewis Jolley (RB), N. Carolina. 3b. Solomon Freelon (G), Grambling, from Kansas City. 4. Traded to St. Louis for Dave Olerich. 5. Traded to Denver for Cleo Johnson. 6a. Joe Bullard (DB), Tulane. 6b. Elmer Allen (G), Mississippi. 7. Eric Hutchinson (DB), Northwestern. 8. Guy Roberts (LB), Maryland. 9. Willie Postler (T), Montana. 10a. Rhett Dawson (WR), Florida State. 10b. Jim Butler (TE), Tulsa. 11. Ron Evans (T), Baylor. 12. Willie Rodgers (RB), Jackson State. 13. Willie Roberts (DB), Houston. 14. Gary Crockett (C), Lamar University. 15. Traded to Pittsburgh for Worthy McClure. 16. Guy Murdoch (C), Michigan. 17. Kelly Cochrane (QB), Miami (Fla.).

1973

1a. John Matuszak (DT), Tampa. 1b. George Amundson (RB), Iowa State, from Atlanta for Mike Tilleman. 2. Traded to New Orleans for Mike Tilleman. 3. Traded to Baltimore for Bill Curry. 4. Gregg Bingham (LB), Purdue. 5. Edesef Garrison (WR), Southern California. 6. Ron Mayo (TE), Morgan State. 7. Shelby Jordan (T), Washington-St.L. 8. Joe Blahak (DB), Nebraska. 9. Mark Williams (K), Rice. 10. Darrell Vaughan (DT), Northern Colorado. 11. Larry Eaglin (CB), S.F. Austin. 12. Brad Lyman (WR), UCLA. 13. Willie Martin (G), Northeastern Oklahoma. 14. Ron Lou (C), Arizona State. 15. Roger Goree (LB), Baylor. 16. Tim Dameron (WR), East Carolina. 17. Randy Braband (LB), Texas-Austin.

1974

1. Traded to Dallas for Tody Smith and Billy Parks. 2. Traded to Buffalo for Al Cowlings. 3. Traded to Dallas for Tody Smith and Billy Parks. 4. Steve Manstedt (LB), Nebraska. 5. Traded to Washington for Alvin Haymond. 6a. Traded to New Orleans for James Ford. 6b.

Booker Brown (G), USC, from Los Angeles for Bob Crum. 7. Leonard Fairley (DB), Alcorn A&M. 8. Mike McCoy (DB), Western Kentucky. 9. Traded to New England for Steve Kiner. 10. Traded to New Orleans for James Ford. 11. Steve Taylor (C), Auburn. 12. Rickey Brown (LB), Florida. 13. Dan Dixon (G), Boise State. 14. Traded to Buffalo for Levert Carr. 15. Billy Johnson (Sp), Widener. 16. Matthew Williams (RB), N.E. Louisiana. 17. Bill Hedge (T), N.W. Missouri State.

1975

1a. Robert Brazile (LB), Jackson State. 1b. Don Hardeman (RB), Texas A&I. 2. Emmett Edwards (WR), Kansas. 3. Traded to Atlanta for Duane Benson. 4. Traded to Dallas for Mike Montgomery. 5. Traded to Oakland for Tommy Maxwell. 6. Jesse O'Neal (DE), Grambling. 7a. Mike Biehl (OT), Miami (Ohio). 7b. Mark Cotney (DB), Cameron State. 8. Jerry Lawrence (DT), South Dakota State. 9. Bob Bruer (TE), Mankato State. 10. Alan Pringle (K), Rice. 11. John Sawyer (TE), S. Mississippi. 12. Willie Miller (WR), Colorado State. 13. Rickey Scales (WR), Virginia Tech. 14. Jody Medford (OG), Rice. 15. Jack Holmes (RB), Texas Southern. 16. Ken Lambert (DB), Virginia Tech. 17. Rickey Seeker (C), Texas A&M.

1976

1. Traded to San Francisco for Vic Washington. 2. Mike Barber (TE), Louisiana Tech. 3. Traded to Kansas City; part of Curley Culp trade. 4a. Traded to Oakland to complete Tommy Maxwell trade. 4b. Steve Largent (WR), Tulsa. 5. Traded to Kansas City in Elmo Wright deal. 6. Todd Simonsen (T), South Dakota State. 7. Traded to New England in Bob Adams trade. 8a. Larry Harris (T), Oklahoma State. 8b. Bobby Simon (T), Grambling. 9. Art Stringer (LB), Ball State. 10. Steve Kincannon (QB), Humboldt State. 11. Skip Walker (RB), Texas A&M. 12. Larry Bell (DT), E. Texas State. 13. Danny O'Rourke (WR), Colorado State. 14. John Reimer (T), Wisconsin. 15. Bobby Byars (DT), Cheney State. 16. Claude Johnson (LB), Florida A&M. 17. Allen Misher (WR), LSU.

1977

1. Morris Towns (T), Missouri. 2. George Reihner (G), Penn State. 3a. Traded to San Francisco completing Vic Washington trade. 3b. Tim Wilson (RB), Maryland, choice from Green Bay in Lynn Dickey trade. 3c. Jimmy Giles (TE), Alcorn State, choice from Miami in Ken Ellis trade; traded to Tampa Bay. 3d. Rob Carpenter (RB), Miami (Ohio), choice from Oakland via Buffalo in Emmett Edwards trade. 4a. Traded to Kansas City for Elmo Wright. 4b. Warren Anderson (WR), West Virginia State, choice from San Diego via Miami in Ken Ellis trade. 5. Choice forfeited. 6a. Gary Woolford (DB), Florida State. 6b. David Carter (C), Western Kentucky, choice from New England for past considerations. 7. Traded to New York Giants for Joe Dawkins. 8a. Steven Davis (WR), Georgia, choice from Seattle in Steve Largent trade. 8b. Eddie Foster (WR), Houston. 9. Bill Currier (DB), South Carolina. 10. Harvey Hull (LB), Mississippi State. 11. Al Romano (LB), Pittsburgh. 12. Ove Johansson (K), Abilene Christian.

1978

1. Earl Campbell (RB), U. of Texas, choice from Tampa Bay. 2. Traded to Tampa Bay, part of Earl Campbell trade. 3. Gifford Nielsen (QB), Brigham Young U. 4. Mike Rentro (WR), Texas Christian U. 5. Traded to Kansas City, part of Otis Taylor trade. 6. Conrad Rucker (TE), Southern University. 7. Traded to Buffalo, part of Jimmy Dean trade. 8. J.C. Wilson (DB), U. of Pittsburgh. 9. Jim Mol (DE), Morningside Col. (Iowa). 10. Stephen Young (TE), Wake Forest U. 11. Willie Thicken (WR), Alabama State U. 12. John Schuhmacher (OG), U. of Southern California.

1979

1. Traded to Kansas City for second round in '79 & '80. 2a. Mike Stensrud (DE), Iowa State. 2b. Jesse Baker (DE), Jacksonville State. 3a. To Tampa Bay, Earl Campbell. 3b. Kenny King (RB), Oklahoma, choice from Washington, Ron Saul trade. 4. Traded to San Diego. 5. Traded to Tampa Bay. 6a. Daryl Hunt (LB), Oklahoma Univ., choice from Buffalo, Elbert Drungo trade. 6b. Mike Murphy (LB), Southwest Missouri. 7. Tim Ries (DB), Southwest Missouri. 8. Carter Hartwig (DB), Southern California. 9. Richard Ellender (WR), McNeese State Univ. 10. Choice forfeited — supplemental selection for Johnnie Dirden. 11. Mike Taylor (OT), Georgia Tech. 12. Wayne Wilson (RB), Shepherd College.

1980

1. To New England, for Leon Gray. 2a. Angelo Fields, from Kansas City. (OT), Michigan State. 2b. Daryle Skaugstad (MG), California-Berkeley. 3. Tim Smith (WR), Nebraska. 4. Chris Combs (TE), New Mexico. 5. John Corker (LB), Oklahoma State. 6. To New England, for Leon Gray, completes trade. 7. Craig Bradshaw (QB), Utah State, from Oakland, Tatum trade. Oilers own to N.Y. Jets for Rich Caster. 8. Harold Bailey (QB/TE), Oklahoma State. 9. Ed Harris (RB), Bishop College. 10. To Seattle for Sammy Green. 11. Ed Preston (WR), Western Kentucky. 12. Wiley Pitts (WR), Temple.

1981

1. To Oakland, for Dave Casper. 2. To Oakland, for Dave Casper. 3. Michael Holston (WR), Morgan State. 4. Nick Eyre (OT) BYU. 5. Delbert Fowler (LB), West Virginia. 6. Bill Kay (DB), Purdue. 7a. To Seattle for Sammy Green. 7b. Don Washington (DB), Texas A & I, choice from Oakland, completes Tatum-King trade. 8. Willie Tullis (WR), Troy State. 9. Avon Riley (LB), UCLA. 10. Larry Jones (RB), Colorado State. 11. Claude Matthews (OT), Auburn. 12. Bill Capece (K), Florida.

1982

1. Mike Munchak (OL), Penn State. 2a. To Oakland (completes Dave Casper acquisition). 2b. Oliver Luck (QB), West Virginia (from Los Angeles through Tampa Bay through Miami Mike Barber trade). 3a. To Los Angeles (Mike Barber trade). 3b. Stanley Edwards (FB), Michigan (from New York Giants; Rob Carpenter trade). 3c. Robert Abraham (LB), North Carolina State (from Los Angeles through Denver, Mike Barber trade). 4. Steve Bryant (WR), Purdue. 5. Malcolm Taylor (DT), Tennessee State. 6. Gary Allen (RB), Hawaii. 7. To Detroit (Luther Bradley trade). 8. To Los Angeles for Lewis Gilbert. 9. Matt Bradley (DS), Penn State. 10. Ron Reeves (QB), Texas Tech. 11. Jim Campbell (TE), University of Kentucky. 12. Donnie Craft (RB), University of Louisville.

1983

1. Bruce Matthews (OT), USC. 2a. Harvey Salem (OT), Cal-Berkeley. 2b. (Choice from Seattle) Keith Bostic (DB), Michigan. 3a. Tim Joiner (LB), LSU. 3b. (Choice from Seattle) Chris

Dressel (TE), Stanford. 3c. (Choice from Green Bay) Steve Brown (CB), Oregon. 4a. Greg Hill (CB), Oklahoma State. 4b. (Choice from LA Rams) Mike McCloskey (TE), Penn State. 5a. Larry Moriarty (RB), Notre Dame. 5b. (Choice from Miami) Jerome Foster (MG), Ohio State. 6. Steve Haworth (S), Oklahoma. 7. Herkie Walls (WR/KR), Texas. 8. Robert Thompson (LB), Michigan. 9. Kevin Potter (S), Missouri. 10. To Green Bay (for Mark Koncar). 11. To New York Giants (for future choice). 12. To New York Giants (for future choice). NOTE: 11th and 12th round pick in 1983 traded to New York Giants for 9th round pick in 1984.

1984

1. Dean Steinkuhler (OT), Nebraska. 2a. Doug Smith (DE), Auburn. 2b. Bo Eason (FS), Cal-Davis. 3. Johnny Meads (LB), Nicholls State. 4a. Mark Studaway (DE), Tennessee. 4b. Patrick Allen (CB), Utah State. 4c. To Washington. 5. Robert Lyles (LB), Texas Christian. 6a. John Grimsley (LB), Kentucky. 6b. Eric Mullins (WR), Stanford. 7. Willie Joyner (RB), Maryland. 8. Kevin Baugh (WR/KR), Penn State. 9a. Jeff Donaldson (DB), Colorado. 9b. Mike Johnson (DE), Illinois. 9c. Mike Russell (LB), Toledo. 10. To L.A. Rams. 11. To L.A. Raiders. 12. To L.A. Rams.

1985

1a. To Minnesota. 1b. (choice from Minnesota) Ray Childress (DE), Texas A&M. 1c. (choice from New Orleans for Earl Campbell) Richard Johnson (CB), Wisconsin. 2a. To Denver. 2b. (choice from Denver) Richard Byrd (DE), S. Mississippi. 3a. to NY Giants for Butch Woolfolk. 3b. To LA Raiders for Jim Romano. 3c. (choice from Denver) Mike Kelley (C-OG), Notre Dame. 4. Tom Briehl (LB), Stanford. 5a. To Dallas for Butch Johnson. 5b. (choice from Kansas City for Bob Hamm), Frank Bush (LB), N.C. State. 5c. (choice from Denver) Lee Johnson, (P-K), BYU. 6a. To LA Raiders for Jim Romano. 6b. (choice from Kansas City for Bob Hamm) Joe Krakoski (LB), Washington. 7. Mike Akiu (WR), Hawaii. 8. Chuck Thomas (C), Oklahoma. 9. Steve Tasker (PR-KR), Northwestern. 10. Mike Golic (C), Notre Dame. 11. Willie Drewrey (WR/RS), West Virginia. 12. Mark Vonderhaar (OT), Minnesota.

1986

1. Jim Everett (QB), Purdue. 2. Ernest Givins (WR/KR), Louisville. 3. Allen Pinkett (RB), Notre Dame. 4. To Kansas City. 5. Jeff Parks (TE), Auburn. 6. Ray Wallace (RB), Purdue. 7. To L.A. Rams. 8. Larry Griffin (CB), North Carolina. 9. Bob Sebring (LB), Illinois. 10. Don Sommer (C/G), Texas-El Paso. 11. Mark Cochran (T), Baylor. 12. Chuck Banks (RB), West Virginia Tech.



1985 REGULAR SEASON STATISTICS

RESULTS		Home/Away	Attendance					
(W)	Houston 26, Miami 23	(H)	47,656					
(L)	Washington 16, Houston 13	(A)	53,553					
(L)	Pittsburgh 20, Houston 0	(A)	58,572					
(L)	Dallas 17, Houston 10	(H)	49,686					
(L)	Denver 31, Houston 20	(A)	74,699					
(L)	Cleveland 21, Houston 6	(H)	38,386					
(W)	Houston 44, Cincinnati 27	(H)	35,590					
(W)	Houston 20, St. Louis 10	(A)	43,190					
(W)	Houston 23, Kansas City 20	(H)	41,238					
(L)	Buffalo 20, Houston 0	(A)	21,831					
(L)	Pittsburgh 30, Houston 7	(A)	45,977					
(W)	Houston 37, San Diego 35	(H)	34,336					
(L)	Cincinnati 45, Houston 27	(A)	46,140					
(L)	N.Y. Giants 35, Houston 14	(H)	36,576					
(L)	Cleveland 28, Houston 21	(A)	50,793					
(L)	Indianapolis 34, Houston 16	(A)	55,818					
TEAM STATISTICS		Oilers	Opponent					
TOTAL FIRST DOWNS		270	356					
Rushing		96	150					
Passing		149	158					
Penalty		25	48					
Third Down: Made/Att.		75-217	84-215					
Third Down Efficiency		34.6	39.1					
Fourth Down: Made/Att.		8-20	10-15					
Fourth Down Efficiency		40.0	66.7					
TOTAL NET YARDS		4652	6155					
Avg. Per Game		290.8	384.7					
Total Plays		998	1091					
Avg. Per Play		4.7	5.6					
NET YARDS RUSHING		1570	2814					
Avg. Per Game		98.1	175.9					
Total Rushes		428	588					
NET YARDS PASSING		3082	3341					
Avg. Per Game		192.6	208.8					
Tackled/Yards Lost		58-441	41-313					
Gross Yards		3523	3654					
Attempts/Completions		512-277	461-260					
Pct. of Completions		54.1	56.4					
Had Intercepted		22	15					
PUNTS/AVERAGE		84-41.5	68-39.4					
NET PUNTING AVERAGE		35.5	33.3					
PENALTIES/YARDS		127-1150	124-906					
FUMBLES/BALL LOST		41-15	34-20					
TOUCHDOWNS		32	51					
Rushing		13	21					
Passing		18	29					
Returns		1	1					
SCORE BY PERIODS		1	2	3	4	OT	Ttl.	
OILERS TOTAL		24	90	63	107	0	284	
Opp.		126	94	112	80	0	412	
SCORING		TDR	TDP	TDRt	PAT	FG	S	TP
Zendejas		0	0	0	29-32	21-27	0	92
Hill		0	9	0	0	0	0	54
Rozier		8	0	0	0	0	0	48
Woolfolk		1	4	0	0	0	0	30
Moriarty		3	0	0	0	0	0	18
Smith		0	2	0	0	0	0	12
Edwards		1	0	0	0	0	0	6
Williams		0	1	0	0	0	0	6
Akiu		0	0	1	0	0	0	6
Dressel		0	1	0	0	0	0	6
McCloskey		0	1	0	0	0	0	6
OILERS TOTAL		13	18	1	29-32	21-27	0	284
Opp. Total		21	29	1	49-51	19-34	0	412
RUSHING		No.	Yds.	Avg.	LG	TD		
Rozier		133	462	3.5	30	8		
Woolfolk		103	392	3.8	43	1		
Moriarty		106	381	3.6	18	3		
Moon		39	130	3.3	17	0		
Edwards		25	95	3.8	19	1		
Luck		15	95	6.3	17	0		
Tasker		2	16	8.0	13	0		

RUSHING (cont.)

Moroski	2	2	2.0	2	0
Johnson	1	0	0.0	0	0
Drewrey	1	-4	-4.0	-4	0

OILERS TOTAL	428	1570	3.7	43	13
Opp. Total	588	2814	4.8	67	21

RECEIVING

	No.	Yds.	Avg.	LG	TD
Woolfolk	80	814	10.2	80	4
Hill	64	1169	18.3	57	9
Smith	46	660	14.3	33	2
Williams	39	444	11.4	29	1
Moriarty	17	112	6.6	16	0
Rozier	9	96	10.7	52	0
Edwards	7	71	10.1	31	0
McCloskey	4	29	7.3	24	1
Dressel	3	17	5.7	12	1
Akiu/Tasker	2-2	32-19	16-9.5	24-14	0-0
Drewrey/Walls	2-1	28-7	14-7	19-7	0-0
Holston	1	25	25.0	25	0

OILERS TOTAL	277	3523	12.7	80	18
Opp. Total	260	3654	14.1	68	64

INTERCEPTIONS

	No.	Yds.	Avg.	LG	TD
Brown	5	41	8.2	22	0
Eason	3	55	18.3	55	0
Bostic	3	28	9.3	26	0
Kush	2	6	3.0	6	0
Riley	1	14	14.0	14	0
Stensrud	1	0	0.0	0	0

OILERS TOTAL	15	144	9.6	55	0
Opp. Total	22	267	12.1	61	1

PUNTING

	No.	Yds.	Avg.	TB	In 20	LG	Blk.
Johnson	83	3464	41.7	8	22	65	0
Smith, T.	1	26	26.0	0	1	26	0

OILERS TOTAL	84	3490	41.5	8	23	65	0
Opp. Total	68	2677	39.4	8	19	56	4

PUNT RETURNS

	No.	FC	Yds.	Avg.	LG	TD
Drewrey	24	10	215	9.0	23	0
Donaldson	6	1	35	5.8	13	0
Lyday	1	0	0	0.0	0	0

OILERS TOTAL	31	11	250	8.1	23	0
Opp. Total	45	7	345	7.7	31	0

KICKOFF RETURNS

	No.	Yds.	Avg.	LG	TD
Tasker	17	447	26.3	52	0
Drewrey	26	642	24.7	50	0
Brown	2	45	22.5	28	0
Hill	1	22	22.0	22	0
Walls	12	234	19.5	42	0
Donaldson/Williams	5-2	93-21	18.6-10.5	22-12	0-0
Briehl/Lyday	1-1	5-6	5-6	5-6	0-0

OILERS TOTAL	67	1515	22.6	52	0
Opp. Total	39	970	24.9	81	0

FIELD GOALS

	1-19	20-29	30-39	40-49	50+	Total
Zendejas	0-0	6-7	7-10	5-7	3-3	21-27

OILERS TOTAL	0-0	6-7	7-10	5-7	3-3	21-27
Opp. Total	0-0	5-6	12-18	1-7	1-3	19-34

PASSING

	Att.	Comp.	Yds.	Pct.	Avg/Att.	TD
Moon	377	200	2709	53.1	7.19	15
Luck	100	56	572	56.0	5.72	2
Moroski	34	20	249	58.8	7.32	1
Zendejas	1	1	-7	100.0		0

OILERS TOTAL	512	277	3523	54.1	6.88	18
Opp. Total	461	260	3654	56.4	7.93	29

PASSING

	Pct. TD	Int.	Pct./ Int.	LG	Lost/ Att.	Rating
Moon	4.0	19	5.0	80	46-365	68.9
Luck	2.0	2	2.0	46	8-50	71.0
Moroski	2.9	1	2.9	46	4-25	79.3
Zendejas	0.0	0	0.0	0	0-0	--

OILERS TOTAL	3.5	22	4.3	80	58-441	69.7
Opp. Total	6.3	15	3.3	68	41-313	89.5

1985 DEFENSIVE STATISTICS

NAME	SOLO	ASSISTS	TOTAL	BEST GAME	SOLO	ASSISTS	TOTAL
Avon Riley	80	67	147	Denver	8	7	15
Ray Childress	71	64	135	N.Y. Giants	7	6	13
Bo Eason	87	44	131	Pitts. (Nov. 17)	12	4	16
Robert Lyles	60	70	130	Cinn. (Dec. 1)	4	10	14
Robert Abraham	51	59	110	Pitts. (Nov. 17)	10	3	13
Keith Bostic	75	34	109	San Diego	8	6	14
Frank Bush	52	47	99	Pitts. (Nov. 17)	3	11	14
John Grimsley	46	41	87	N.Y. Giants	3	8	11
Steve Brown	63	23	86	N.Y. Giants	7	4	11
Jesse Baker	43	39	82	Pitts. (Sept. 22)	6	3	9
Mike Stensrud	35	30	65	Pitts. (Nov. 17)	6	1	7
Patrick Allen	46	9	57	St. Louis	6	0	6
Richard Byrd	18	33	51	Indianapolis	4	4	8
Johnny Meads	28	12	40	Pitts. (Sept. 22)	10	6	16
Jeff Donaldson	26	4	30	Washington	4	0	4
Doug Smith	15	14	29	Pitts. (Nov. 17)	1	4	5
Brian Sochia	15	10	25	Denver	3	1	4
Rod Kush	21	6	27	Washington	4	0	4
Allen Lyday	18	9	27	Indianapolis	6	2	8
Richard Johnson	15	1	16	St. Louis	4	0	4
Tom Briehl	6	9	15	Cinn. (Dec. 1)	2	3	5
Audrey McMillian	1	0	1	Pitts. (Sept. 22)	1	0	1

Sacks: Jesse Baker 5½; Rod Kush 5½; Keith Bostic 5½; Ray Childress 4½; Frank Bush 4; Mike Stensrud 4; Bo Eason 2; Jeff Donaldson 2; Johnny Meads 1½; Robert Abraham 1½; Avon Riley, Richard Byrd, Brian Sochia, Doug Smith and Steve Brown 1 each.

Fumble Recoveries: Robert Abraham 4; Frank Bush 3; Jeff Donaldson 2; Mike Stensrud, Avon Riley, Steve Brown, Tom Briehl, Richard Byrd, John Grimsley, Frank Bush, Keith Bostic, Ray Childress, Allen Lyday, Patrick Allen 1 each.



1985 OILER SUPERLATIVES

Rushing

Yards	101	Woolfolk vs. Chiefs Nov. 3
	80	Rozier vs. Browns Dec. 15
	75	Rozier vs. Bengals Oct. 20
	64	Woolfolk vs. Cardinals Oct. 27
Attempts	24	Rozier vs. Browns Dec. 15
	20	Woolfolk vs. Cardinals Oct. 27
	17	Rozier vs. Bengals Oct. 20
Longest	43	Woolfolk vs. Chiefs Nov. 3
	30	Rozier vs. Bengals Oct. 20
TDs	30	Woolfolk vs. Chiefs Nov. 3
	2	Rozier vs. Dolphins Sept. 8

Receiving

Receptions	9	Woolfolk vs. Chargers Nov. 24 and Bengals Dec. 1
	9	Hill vs. Colts Dec. 22
	8	Woolfolk vs. Broncos Oct. 6, Browns Oct. 13 and Steelers Nov. 17
Yards	210	Hill vs. Colts Dec. 22
	132	Hill vs. Cardinals Oct. 27
	130	Woolfolk vs. Bengals Dec. 1
	129	Hill vs. Bengals Dec. 1
Longest	125	T. Smith vs. Browns Dec. 15
	80t	Woolfolk vs. Dolphins Sept. 8
	67t	Woolfolk vs. Broncos Oct. 6
TDs	57t	Hill vs. Cowboys Sept. 29
	2	Hill vs. Colts Dec. 22

Passing

Attempts	48	Moon vs. Browns Dec. 15
	47	Moon vs. Giants Dec. 8
	42	Luck vs. Chargers Nov. 24
Completions	26	Moon vs. Giants Dec. 8
	24	Moon vs. Chiefs Nov. 3
	24	Luck vs. Chargers Nov. 24
Yards	364	Moon vs. Colts Dec. 22
	339	Moon vs. Browns Dec. 15
	330	Moon vs. Giants Dec. 8
	286	Luck vs. Chargers Nov. 24
Longest	80t	Moon to Woolfolk vs. Dolphins Sept. 8
TDs	2	Moon vs. Bengals Oct. 20, Chiefs Nov. 3, Giants Dec. 8 and Browns Dec. 15

Interceptions

Number	2	Brown vs. Dolphins Sept. 8
	2	Eason vs. Chargers Nov. 24
Longest Return	55	Eason vs. Bengals Oct. 20

Tackles

Total	16	Meads vs. Steelers Sept. 22 (10 solos and 6 assists)
	16	Eason vs. Steelers Nov. 17 (12 solos and 4 assists)
Solos	12	Eason vs. Steelers Nov. 17
	11	Riley vs. Browns Oct. 13

Quarterback Sacks

Number	3	Kush vs. Redskins Sept. 15
--------	---	----------------------------

1985 GAME-BY-GAME OFFENSE

TEAM STATISTICS

	FIRST DOWNS	BY RUSH	BY PASS	BY PENALTY	3RD DOWN CONVERSIONS	4TH DOWN ATTEMPTS	NET YARDS	AVERAGE GAIN/PLAY	YARDS RUSHING	NET YARDS PASSING	QB SACKS	YARDS LOST	GROSS YARDS PASSING	PASSES ATTEMPTED	INTERCEPTIONS	NO. PENALTIES	FUMBLE-LOST	PUNTS/AVERAGE	TURNOVERS	POINTS SCORED	TD RUSHING	TD PASSING	TD RETURNS	FIELD GOAL ATTEMPTS								
9-8	MIAMI	21	10	10	1	1	394	61	6.5	165	41	229	3	41	270	17	12	1	7	57	4.3	2-42.5	4	26	0	1	0	2	2			
9-15	@ WASHINGTON	11	3	8	0	2	188	56	3.4	81	24	107	4	30	137	28	12	0	12	111	2.0	6-45.1	0	13	0	1	0	4	2			
9-22	@ PITTSBURGH	8	4	3	1	2	134	46	2.9	50	22	84	3	17	101	21	12	1	4	20	2.1	7-38.1	2	0	0	0	0	0	0			
9-29	DALLAS	13	5	7	1	6	17	0	1	214	67	3.2	81	29	133	12	82	215	26	11	4	6	65	3.1	6-46.3	5	10	0	1	0	2	1
10-6	@ DENVER	18	7	11	0	6	15	0	0	321	64	5.0	120	28	201	4	36	237	32	19	0	15	188	0.0	7-45.0	0	20	0	2	0	2	2
10-13	CLEVELAND	14	8	6	0	6	18	0	1	190	68	2.8	123	34	67	7	41	108	27	15	2	5	35	1.0	8-49.8	2	6	0	0	0	2	2
10-20	CINCINNATI	26	13	11	2	5	14	1	1	401	74	5.4	135	43	266	0	0	266	31	20	0	3	25	2.0	3-45.7	0	44	3	2	0	4	3
10-27	@ ST. LOUIS	13	3	8	2	5	14	1	1	229	59	3.9	58	27	171	2	16	187	30	14	2	7	81	0.0	6-34.8	2	20	0	1	1	2	2
11-3	KANSAS CITY	24	7	13	4	9	14	0	1	377	68	5.5	136	31	241	2	14	255	35	24	1	5	72	1.0	2-52.0	1	23	1	2	0	2	1
11-10	@ BUFFALO	7	5	0	1	1	9	0	0	142	47	3.0	111	25	31	1	9	40	21	6	3	11	74	4.3	6-30.2	6	0	0	0	0	0	0
11-17	PITTSBURGH	10	6	2	2	2	10	1	1	162	46	3.5	106	16	56	3	24	80	27	16	1	13	75	3.1	6-49.0	2	7	1	0	0	0	0
11-24	SAN DIEGO	26	10	13	3	8	15	1	1	415	73	5.7	137	29	278	2	8	286	42	24	1	12	137	5.1	4-43.3	2	37	3	1	0	3	3
12-1	@ CINCINNATI	22	7	12	3	5	14	1	1	145	62	5.6	73	18	272	5	36	308	39	22	0	4	27	5.2	5-35.4	1	27	2	1	0	2	2
12-8	N.Y. GIANTS	18	1	15	2	1	9	0	3	320	58	5.5	22	7	298	3	32	330	48	26	2	9	59	5.1	5-47.8	3	14	0	2	0	0	0
12-15	@ CLEVELAND	21	4	16	1	6	17	1	3	399	80	5.0	96	28	303	4	36	339	48	22	2	8	55	1.1	6-29.0	3	21	1	2	0	1	0
12-22	@ INDIANAPOLIS	18	2	14	2	5	14	0	2	421	69	6.1	76	26	345	3	19	364	40	22	2	6	69	3.1	5-37.6	3	16	0	2	0	1	1
TOTALS		270	96	149	25	75	217	8	20	4652	998	4.7	1570	428	3082	58	441	3523	512	277	20	127	1150	41.15	84-41.5	36	284	13	18	1	27	21

OFFENSE

1985 GAME-BY-GAME DEFENSE

TEAM STATISTICS

	FIRST DOWNS	BY RUSH	BY PASS	BY PENALTY	3RD DOWN CONVERSIONS	3RD DOWN ATTEMPTS	4TH DOWN CONVERSIONS	4TH DOWN ATTEMPTS	NET YARDS	AVERAGE PLAYS	AVERAGE YARDS PER PLAY	RUSHING ATTEMPTS	NET YARDS PASSING	QB SACKS	YARDS LOST	GROSS YARDS PASSING	PASSES ATTEMPTED	PASSES COMPLETED	INTERCEPTIONS	NO. PENALTIES	FUMBLE-LOST	YARDS PENALIZED	TURNOVERS	POINTS SCORED	TO RUSHING	TO PASSING	TO RETURNS	FIELD GOALS MADE	FIELD GOALS ATTEMPTED		
9-6	MIAMI	17	5	10	2	5	12	1	360	6.4	88	26	291	0	0	291	50	19	2	6	38	3.1	2-43.5	3	23	0	1	1	3	3	
9-15	@ WASHINGTON	20	11	7	2	7	16	1	303	7.0	4.8	240	43	81	5	45	138	22	15	1	6	43	2.2	5-40.8	3	16	1	0	1	1	
9-22	@ PITTSBURGH	22	16	6	0	5	13	1	335	6.8	5.1	233	46	102	3	24	126	19	9	0	4	35	0.0	4-35.0	1	20	0	2	0	3	2
9-29	DALLAS	16	5	8	2	5	14	0	388	6.5	5.2	156	31	183	2	16	198	32	16	0	9	65	0.0	7-38.0	0	17	0	2	0	5	1
10-6	@ DENVER	31	7	13	11	7	14	0	362	7.4	4.9	121	37	241	2	15	256	30	17	3	8	30	0.0	2-47.0	3	31	1	3	0	3	1
10-13	CLEVELAND	13	6	6	1	6	14	0	380	5.9	6.2	152	39	208	0	0	208	19	6	1	5	33	0.3	5-44.2	4	21	2	1	0	0	0
10-20	CINCINNATI	24	4	18	2	3	12	2	458	7.1	6.4	106	15	352	4	29	381	52	30	3	6	45	3.2	4-40.2	5	27	5	2	0	2	2
10-27	@ ST. LOUIS	22	8	11	3	5	16	0	427	7.5	5.7	187	30	740	5	34	274	40	21	0	11	104	0.1	6-29.5	1	10	0	1	0	4	1
11-3	KANSAS CITY	26	10	14	2	5	13	1	389	7.1	5.4	153	35	206	3	35	271	31	18	1	6	34	2.2	2-48.0	8	20	0	2	0	3	2
11-10	@ BUFFALO	18	10	4	4	5	16	0	207	7.3	2.6	147	43	60	6	81	121	22	11	0	6	46	0.2	7-41.1	2	20	2	0	0	2	2
11-17	PITTSBURGH	24	14	5	5	6	14	0	376	7.2	5.2	248	51	130	1	8	136	20	12	1	7	52	0.1	2-40.5	2	30	0	0	0	5	3
11-24	SAN DIEGO	29	9	15	5	5	11	3	439	6.7	6.6	116	26	323	3	20	342	36	24	2	12	62	5.3	1-37.0	6	35	3	2	0	1	0
12-1	@ CINCINNATI	26	13	13	2	6	10	0	565	6.6	8.4	231	39	324	2	11	335	25	19	0	10	73	4.1	1-28.0	1	45	3	0	0	3	1
12-6	N.Y. GIANTS	25	11	10	4	6	13	0	432	7.0	6.1	196	46	204	0	0	234	24	13	1	13	112	1.1	7-38.0	2	35	3	2	0	0	0
12-15	@ CLEVELAND	19	9	11	0	5	14	0	314	6.6	4.6	156	39	156	1	5	161	26	14	0	6	45	1.1	6-42.5	1	26	1	3	0	1	0
12-22	@ INDIANAPOLIS	22	13	7	2	5	13	1	487	7.0	2.9	41	169	3	10	178	24	14	0	9	56	0.0	6-46.0	0	34	2	3	0	0	0	
TOTALS		389	150	58	48	84	215	10	15155	10.81	5.6	2814	588	3341	41	313	3654	461	260	15	124	906	34.20	67-39.4	36	412	21	29	1	34	19

DEFENSE

1985 INDIVIDUAL RUSHING STATISTICS

1985 INDIVIDUAL RUSHING STATISTICS
(NUMBER - YARDS - LONGEST - TOUCHDOWNS)

Date	Opponent	Edwards	Moriarty	Rozier	Woolfolk	Moon	Luck	Tasker	Moroski	Johnson, L.	Drewrey
9-8	Miami	3-23-19-0	9-29-7-0	12-34-10-2	12-60-10-0	5-18-9-0	Inj. Res	0-0-0-0	0-0-0-0	0-0-0-0	0-0-0-0
9-15	@ Washington	2-2-1-0	10-40-9-0	3-m2-1-0	4-m6-2-0	5-47-17-0	Inj. Res	0-0-0-0	0-0-0-0	0-0-0-0	0-0-0-0
9-22	@ Pittsburgh	0-0-0-0	11-21-5-0	4-21-15-0	2-6-4-0	5-2-3-0	Inj. Res	0-0-0-0	0-0-0-0	0-0-0-0	0-0-0-0
9-29	Dallas	0-0-0-0	13-51-11-0	9-22-16-0	4-6-7-0	3-2-2-0	Inj. Res	0-0-0-0	0-0-0-0	0-0-0-0	0-0-0-0
10-6	@ Denver	2-13-11-0	10-37-9-0	6-22-16-0	4-23-12-0	4-10-8-0	Inj. Res	1-13-13-0	2-2-2-0	0-0-0-0	0-0-0-0
10-13	Cleveland	2-18-14-0	6-27-14-0	16-49-9-0	6-7-5-0	3-19-13-0	Inj. Res	1-3-3-0	0-0-0-0	0-0-0-0	0-0-0-0
10-20	Cincinnati	12-28-7-1	1-6-6-1	17-75-30-1	10-11-12-0	2-17-14-0	1-m2-m2-0	0-0-0-0	0-0-0-0	0-0-0-0	0-0-0-0
10-27	@ St. Louis	D.N.P.	0-0-0-0	1-1-1-0	20-64-12-0	6-m7-1-0	D.N.P.	0-0-0-0	0-0-0-0	0-0-0-0	2-M4-5-0
11-3	Kansas City	0-0-0-0	14-46-18-0	D.N.P.	14-101-43-1	1-m7-m7-0	D.N.P.	0-0-0-0	0-0-0-0	0-0-0-0	0-0-0-0
11-10	@ Buffalo	0-0-0-0	13-49-11-0	D.N.P.	7-39-16-0	1-m1-m1-0	3-24-9-0	0-0-0-0	0-0-0-0	0-0-0-0	0-0-0-0
11-17	Pittsburgh	1-6-6-0	4-16-8-0	3-18-15-1	5-32-24-0	1-17-17-0	2-17-17-0	0-0-0-0	0-0-0-0	0-0-0-0	0-0-0-0
11-24	San Diego	1-5-5-0	10-50-16-1	10-49-16-2	4-3-4-0	D.N.P.	4-30-12-0	0-0-0-0	0-0-0-0	0-0-0-0	0-0-0-0
12-1	@ Cincinnati	1-4-4-0	3-4-3-1	5-31-26-1	3-8-6-0	D.N.P.	5-26-10-0	0-0-0-0	0-0-0-0	0-0-0-0	0-0-0-0
12-8	N.Y. Giants	0-0-0-0	0-0-0-0	4-13-7-0	2-7-7-0	1-2-2-0	D.N.P.	0-0-0-0	0-0-0-0	0-0-0-0	0-0-0-0
12-15	@ Cleveland	1-m4-m4-0	D.N.P.	24-80-11-1	2-9-6-0	1-11-11-0	D.N.P.	0-0-0-0	0-0-0-0	0-0-0-0	0-0-0-0
12-22	@ Indianapolis	0-0-0-0	2-5-3-0	19-49-7-0	4-22-11-0	1-0-0-0	D.N.P.	0-0-0-0	0-0-0-0	0-0-0-0	0-0-0-0
TOTALS		25-95-19-1	106-381-18-3	133-462-30-8	103-392-43-1	39-130-17-0	15-95-19-0	2-16-13-0	2-2-2-0	1-0-0-0	2-M4-5-0

1985 INDIVIDUAL RECEIVING STATISTICS

1985 INDIVIDUAL RECEIVING STATISTICS
(NUMBER - YARDS - LONGEST - TOUCHDOWNS)

Date	Opponents	Edwards	Moriarty	Rozier	Woolfolk	Aklu	Hill	Smith	Walls	Tasker	Dressel	McCloskey	Williams	Drewrey
9-8	Miami	0-0-0	0-0-0	1-7-0	3-120-80-1	0-0-0	2-70-48-0	4-46-12-0	Inj. Res	0-0-0	0-0-0	0-0-0	2-27-15-0	0-0-0
9-15	@ Washington	0-0-0	0-0-0	0-0-0	1-6-0	0-0-0	4-41-19-1	3-37-18-0	Inj. Res	0-0-0	0-0-0	0-0-0	3-28-15-0	0-0-0
9-22	@ Pittsburgh	0-0-0	4-20-8-0	0-0-0	2-13-8-0	0-0-0	2-31-23-0	2-26-14-0	Inj. Res	0-0-0	0-0-0	1-4-0	1-7-0	0-0-0
9-29	Dallas	0-0-0	1-6-0	0-0-0	1-26-26-0	1-24-24-0	3-88-57-1	3-59-23-0	Waived	1-5-0	0-0-0	0-0-0	1-7-0	0-0-0
10-6	@ Denver	0-0-0	2-4-8-0	1-5-5-0	8-124-67-1	0-0-0	2-16-9-1	0-0-0	0-0-0	1-14-14-0	1-2-0	0-0-0	4-72-19-0	0-0-0
10-13	Cleveland	0-0-0	1-8-8-0	2-8-5-0	8-46-11-0	0-0-0	4-48-17-0	0-0-0	0-0-0	0-0-0	0-0-0	0-0-0	0-0-0	0-0-0
10-20	Cincinnati	3-45-31-0	0-0-0	2-56-52-0	4-25-11-0	0-0-0	4-58-34-1	2-17-11-0	0-0-0	0-0-0	0-0-0	1-24-24-1	4-41-13-0	0-0-0
10-27	@ St. Louis	D.N.P.	0-0-0	0-0-0	2-m2-em1-0	1-8-8-0	6-132-37-1	1-10-10-0	0-0-0	Inj. Res	0-0-0	1-8-8-0	3-31-14-0	0-0-0
11-3	Kansas City	0-0-0	2-11-6-0	D.N.P.	6-75-22-0	0-0-0	7-88-23-1	5-59-24-0	0-0-0	Inj. Res	1-3-31-1	0-0-0	3-19-11-0	0-0-0
11-10	@ Buffalo	0-0-0	0-0-0	D.N.P.	3-13-8-0	Inj. Res	1-9-9-0	1-6-6-0	Re-Signed	Inj. Res	1-12-12-0	0-0-0	0-0-0	0-0-0
11-17	Pittsburgh	0-0-0	4-31-10-0	0-0-0	8-41-10-0	Inj. Res	0-0-0	0-0-0	0-0-0	Inj. Res	0-0-0	1-m7-m7-0	3-15-6-0	0-0-0
11-24	San Diego	0-0-0	1-0-0	0-0-0	9-49-14-0	Inj. Res	4-64-30-1	5-77-33-0	0-0-0	Inj. Res	0-0-0	0-0-0	5-76-29-0	0-0-0
12-1	@ Cincinnati	0-0-0	1-16-16-0	1-7-7-0	9-30-46-1	Inj. Res	7-129-46-0	2-13-9-0	1-7-7-0	Inj. Res	0-0-0	0-0-0	1-6-6-0	0-0-0
12-8	N.Y. Giants	0-0-0	0-0-0	0-0-0	7-36-9-0	Inj. Res	6-103-47-0	7-120-37-1	0-0-0	Inj. Res	0-0-0	0-0-0	5-52-20-1	1-19-19-0
12-15	@ Cleveland	1-12-12-0	D.N.P.	2-15-12-0	7-96-37-1	Inj. Res	3-62-22-0	7-125-28-1	0-0-0	Inj. Res	0-0-0	0-0-0	1-20-20-0	1-9-9-0
12-22	@ Indianapolis	3-14-8-0	1-16-16-0	0-0-0	2-16-8-0	Inj. Res	9-210-40-2	4-65-21-0	0-0-0	Inj. Res	0-0-0	0-0-0	3-43-20-0	0-0-0
TOTALS		7-71-31-0	17-112-16-0	9-96-52-0	80-814-80-4	2-32-24-0	64-1169-57-9	46-660-33-2	1-7-7-0	2-19-14-0	3-17-12-1	4-29-24-1	39-444-29-1	2-28-19-0

M = minus yardage

D.N.P. = Did Not Play

1985 INDIVIDUAL PASSING STATISTICS

WARREN MOON

		Att	Com.	Yds	Lg	Int	TD	Sack	Lost
9-8	Miami	17	12	270	80t	1	1	3	41
9-15	@ Washington	28	12	137	25	0	1	4	30
9-22	@ Pittsburgh	18	10	92	23	1	0	3	17
9-29	Dallas	26	11	215	57t	4	1	12	82
10-6	@ Denver	17	8	122	67t	0	1	4	36
10-13	Cleveland	23	14	97	17	1	0	5	28
10-20	Cincinnati	31	20	266	52	0	2	0	0
10-27	@ St. Louis	30	14	187	37	2	1	2	16
11-3	Kansas City	35	24	255	24	1	2	2	14
11-10	@ Buffalo	14	3	22	12	3	0	0	0
11-17	Pittsburgh	3	2	13	9	0	0	1	15
11-24	San Diego	D.N.P.							
12-1	@ Cincinnati	D.N.P.							
12-8	N.Y. Giants	47	26	330	47	2	2	3	32
12-15	@ Cleveland	48	22	339	37	2	2	4	36
12-22	@ Indianapolis	40	22	364	40t	2	2	3	19
TOTALS		377	200	2709	80t	19	15	46	365

OLIVER LUCK

		Att	Com.	Yds	Lg	Int	TD	Sack	Lost
9-8	Miami	Injured Res.							
9-15	@ Washington	Injured Res.							
9-22	@ Pittsburgh	Injured Res.							
9-29	Dallas	Injured Res.							
10-6	@ Denver	Injured Res.							
10-13	Cleveland	Injured Res.							
10-20	Cincinnati	No Attempts							
10-27	@ St. Louis	D.N.P.							
11-3	Kansas City	D.N.P.							
11-10	@ Buffalo	7	3	18	8	0	0	1	9
11-17	Pittsburgh	23	13	74	10	1	0	2	9
11-24	San Diego	42	24	286	33	1	1	2	8
12-1	@ Cincinnati	28	16	194	46t	0	1	3	24
12-8	N.Y. Giants	D.N.P.							
12-15	@ Cleveland	D.N.P.							
12-22	@ Indianapolis	D.N.P.							
TOTALS		100	56	572	46t	2	2	8	50

MIKE MOROSKI (NO LONGER ON SQUAD)

		Att	Com.	Yds	Lg	Int	TD	Sack	Lost
9-8	Miami	Not On Roster							
9-15	@ Washington	D.N.P.							
9-22	@ Pittsburgh	3	2	9	5	0	0	0	0
9-29	Dallas	D.N.P.							
10-6	@ Denver	15	11	115	19	0	1	0	0
10-13	Cleveland	4	1	11	11	1	0	2	13
10-20	Cincinnati	Released 10-14-85							
10-27	@ St. Louis								
11-3	Kansas City								
11-10	@ Buffalo								
11-17	Pittsburgh								
11-24	San Diego	D.N.P.							
12-1	@ Cincinnati	11	6	114	46	0	0	2	12
12-8	N.Y. Giants	1	0	0	0	0	0	0	0
12-15	@ Cleveland	D.N.P.							
12-22	@ Indianapolis	Not On Roster							
TOTALS		34	20	249	46	1	1	4	25

1985 GAME SUMMARIES

**GAME #1
HOUSTON 26, MIAMI 23**

HOUSTON, SEPT. 8 — The Oilers surprised the defending AFC Champion Miami Dolphins in the regular season opener with a 26-23 win in the Astrodome. The Oilers were led by quarterback Warren Moon who completed 12 of 17 passes for 270 yards and one touchdown. Running back Butch Woolfolk also enjoyed an outstanding game with three receptions for 120 yards that included an 80-yard TD. Houston intercepted Miami QB Dan Marino twice and also held the Dolphins to 69 yards rushing.

Miami	10	3	3	7	— 23
Houston	0	9	3	14	— 26

Miami—FG Reveiz 33

Miami—Judson 61 interception return (Reveiz kick)

Miami—FG Reveiz 36

Houston—Woolfolk 80 pass from Moon (kick blocked)

Houston—FG Zendejas 35

Miami—FG Reveiz 23

Houston—FG Zendejas 46

Houston—Rozier 3 run (Zendejas kick)

Miami—Duper 67 pass from Strock (Reveiz kick)

Houston—Rozier 1 run (Zendejas kick)

A—47,656

**GAME #2
WASHINGTON 16, HOUSTON 13**

WASHINGTON, SEPT. 15 — The Oilers were defeated by the Washington Redskins 16-13 as three potential Houston touchdowns were nullified by the game officials. The Redskins jumped out to an early 13-0 lead, but the Oilers rallied with ten second quarter points while shutting Washington out in the second half. Houston missed a chance to tie or go ahead by failing on two field goal tries in the final quarter.

Houston	0	10	3	0	— 23
Washington	13	3	0	0	— 16

Washington—Muhammad 17 pass from Theismann (Moseley kick)

Washington—Rogers 31 run (kick failed)

Washington—FG Moseley 34

Houston—FG Zendejas 44

Houston—Hill 2 pass from Moon (Zendejas kick)

Houston—FG Zendejas 35

A—53,553

**GAME #3
PITTSBURGH 20, HOUSTON 0**

PITTSBURGH SEPT. 22 — The Oilers dropped a 20-0 road decision to the Pittsburgh Steelers as Houston was limited to 134 yards of net offense. The key player in the Steelers' offensive attack was WR Louis Lipps, who finished with six receptions for 134 yards and two touchdowns.

Houston	0	0	0	0	— 0
Pittsburgh	14	3	3	0	— 20

Pittsburgh—Lipps 25 pass from Malone (Anderson kick)

Pittsburgh—Lipps 5 pass from Malone (Anderson kick)

Pittsburgh—FG Anderson 37

Pittsburgh—FG Anderson 38

A—58,752

GAME #4
DALLAS 17, HOUSTON 10

HOUSTON, SEPT. 29— The Oilers were defeated by the Cowboys 17-10 as Dallas sacked Houston QB Warren Moon 12 times. The Cowboys scored the winning touchdown on a Danny White to Fred Cornwell pass with 1:47 remaining in the game. The loss overshadowed a three-catch, 88-yard performance (57-yd. TD) by Houston's Drew Hill.

Dallas	7	0	3	7	— 17
Houston	0	0	10	0	— 10

Dallas—Newsome 7 pass from D. White (Septien kick)

Dallas—FG Septien 35

Houston—Hill 57 pass from Moon (Zendejas kick)

Houston—FG Zendejas 33

Dallas—Cornwell 1 pass from D. White (Septien kick)

A—49,686

GAME #5
DENVER 31, HOUSTON 20

DENVER, OCT. 6 — The Oilers were flagged for 15 penalties for 188 yards as they fell to the Denver Broncos 31-20. On the positive side for Houston, the Oiler defense intercepted Bronco QB John Elway three times. Running back Butch Woolfolk caught eight passes for 124 yards that included a 67-yard TD.

Houston	0	3	10	7	— 20
Denver	10	7	14	0	— 31

Denver—FG Karlis 37

Denver—Winder 1 run (Karlis kick)

Houston—FG Zendejas 27

Denver—Watson 41 pass from Elway (Karlis kick)

Denver—Kay 6 pass from Elway (Karlis kick)

Houston—Woolfolk 67 pass from Moon (Zendejas kick)

Denver—V. Johnson 29 pass from Elway (Karlis kick)

Houston—FG Zendejas 25

Houston—Hill 7 pass from Moroski (Zendejas kick)

A—74,699

GAME #6
CLEVELAND 21, HOUSTON 6

HOUSTON, OCT. 13 — The Oilers lost to the Cleveland Browns by a 21-6 score as the visitors notched 21 second half points. Houston had established a 6-0 halftime lead on Tony Zendejas field goals of 50 and 27 yards. Included among the Browns' second half TDs was a 68-yard pass from Bernie Kosar to Clarence Weathers. The Oilers led the Browns in time of possession by five minutes, but were unable to generate any second half scoring.

Cleveland	0	0	14	7	— 21
Houston	3	3	0	0	— 6

Houston—FG Zendejas 50

Houston—FG Zendejas 27

Cleveland—Weathers 68 pass from Kosar (Bahr kick)

Cleveland—Mack 4 run (Bahr kick)

Cleveland—Byner 5 run (Bahr kick)

A—38,386

GAME #7
HOUSTON 44, CINCINNATI 27

HOUSTON, OCT. 20 — The Oilers produced their highest point total of the 1985 season, defeating the Cincinnati Bengals 44-27. Houston finished with 401 total yards as QB Warren Moon completed 64.5% of his passes (20 of 31) for 266 yards and two TDs. In addition, RB Mike Rozier ran for 75 yards as the Oiler defense intercepted Bengal QB Boomer Esiason three times.

Cincinnati	0	13	0	14	— 27
Houston	7	10	10	17	— 44

Houston—Moriarty 6 run (Zendejas kick)
Houston—FG Zendejas 34
Cincinnati—FG Breech 47
Houston—Rozier 3 run (Zendejas kick)
Cincinnati—Brown 20 pass from Esiason (Kreider run)
Cincinnati—FG Breech 22
Houston—Edwards 1 run (Zendejas kick)
Houston—FG Zendejas 28
Houston—Hill 34 pass from Moon (Zendejas kick)
Houston—FG Zendejas 32
Houston—McCloskey 24 pass from Moon (Zendejas kick)
Cincinnati—Brooks 23 pass from Esiason (Breech kick)
Cincinnati—Jennings 9 pass from Esiason (Breech kick)

A—35,590

GAME #8
HOUSTON 20, ST. LOUIS 10

ST. LOUIS, OCT. 27 — The Oilers won their first road game of the 1985 season by beating St. Louis 20-10. The key player for Houston was WR Drew Hill who caught six passes for 132 yards (including a 37-yd. TD). The key single play in the contest came when LB Frank Bush blocked a Carl Birdsong punt and WR Mike Akiu recovered the ball and ran it 20 yards for a touchdown in the fourth quarter. TE Chris Dressel played all but the game's first two series at fullback following an injury to Mike Rozier.

Houston	0	6	0	14	— 20
St. Louis	10	0	0	0	— 10

St. Louis—Tilley 12 pass from Lomax (O'Donoghue kick)
St. Louis—FG O'Donoghue 30
Houston—FG Zendejas 39
Houston—FG Zendejas 38
Houston—Hill 37 pass from Moon (Zendejas kick)
Houston—Akiu 20 blocked punt return (Zendejas kick)

A—43,190

GAME #9
HOUSTON 23, KANSAS CITY 20

HOUSTON, NOV. 3 — The Oilers got a 38-yard field goal from Tony Zendejas with only 14 seconds remaining in the game to defeat the Kansas City Chiefs 23-20. It was Houston's third consecutive victory and propelled the team into a four-way tie for first place in the AFC Central Division. QB Warren Moon connected on 68.6% of his throws (24 of 35) for 255 yards and two TDs. RB Butch Woolfolk produced the team's only 100-yard rushing performance of the season, gaining 101 yards on 14 carries while also catching six passes for 75 additional yards.

Kansas City	0	3	3	14	— 20
Houston	0	6	14	3	— 23

Houston—Hill 23 pass from Moon (kick failed)

Kansas City—FG Lowery 35

Houston—Dressel 3 pass from Moon (Zendejas kick)

Kansas City—FG Lowery 39

Houston—Woolfolk 4 run (Zendejas kick)

Kansas City—Heard 6 pass from Kenney (Lowery kick)

Kansas City—Paige 18 pass from Kenney (Lowery kick)

Houston—FG Zendejas 38

A—41,238

GAME #10 BUFFALO 20, HOUSTON 0

ORCHARD PARK, NOV. 10—The Oilers saw their winning streak come to an end on a cold and rainy day in Rich Stadium as they were defeated by the Bills 20-0. The Oilers committed six turnovers as Bills' QB Bruce Mathison connected on 11 of 22 passes for 121 yards and ran for 57 more (1 TD) on the wet field.

Houston	0	0	0	0	— 0
Buffalo	10	0	10	0	— 20

Buffalo—FG Norwood 24

Buffalo—Bell 2 run (Norwood kick)

Buffalo—FG Norwood 23

Buffalo—Mathison 5 run (Norwood kick)

A—21,881

GAME #11 PITTSBURGH 30, HOUSTON 7

HOUSTON, NOV. 17 — The Oilers' offense could muster just one score while the defense surrendered 20 second half points as Houston lost to the Pittsburgh Steelers 30-7. The Steelers displayed a powerful ground game as both Frank Pollard (123) and Walter Abercrombie (107) gained over 100 yards. Oiler QB Warren Moon (hip pointer) was replaced in the first quarter by Oliver Luck. On the positive side, RB Butch Woolfolk caught eight passes while P Lee Johnson established a career high with a 65-yard boot.

Pittsburgh	3	7	13	7	— 30
Houston	0	0	7	0	— 7

Pittsburgh—FG Anderson 52

Pittsburgh—Pollard 2 run (Anderson kick)

Houston—Rozier 15 run (Zendejas kick)

Pittsburgh—FG Anderson 31

Pittsburgh—Woodley 1 run (Anderson kick)

Pittsburgh—FG Anderson 34

Pittsburgh—Abercrombie 5 run (Anderson kick)

A—45,977

GAME #12 HOUSTON 37, SAN DIEGO 35

HOUSTON, NOV. 24 — The Oilers pulled out a 37-35 victory over the San Diego Chargers as PK Tony Zendejas kicked a 51-yard field goal with just two seconds remaining in the game. That capped an outstanding day for Zendejas who also booted FGs of 46 and 52 yards. Subbing for the injured Warren Moon, QB Oliver Luck completed 24 of 42 passes for 286 yards and a TD. WR Drew Hill had 84 yards in receptions as RB Butch

Woolfolk caught nine Luck passes. The Oilers had led 17-7 at the half, but 28 second half points by the Chargers created the situation for Zendejas' heroics.

San Diego	0	7	14	14	— 35
Houston	14	3	3	17	— 37

Houston—Moriarty 16 run (Zendejas kick)
 Houston—Hill 8 pass from Luck (Zendejas kick)
 Houston—FG Zendejas 46
 San Diego—Spencer 1 run (Thomas kick)
 San Diego—James 67 pass from Fouts (Thomas kick)
 Houston—FG Zendejas 52
 San Diego—McGee 2 run (Thomas kick)
 Houston—Rozier 3 run (Zendejas kick)
 San Diego—Spencer 15 run (Thomas kick)
 Houston—Rozier 2 run (Zendejas kick)
 San Diego—Chandler 11 pass from Fouts (Thomas kick)
 Houston—FG Zendejas 51

A—34,336

GAME #13 CINCINNATI 45, HOUSTON 27

CINCINNATI, DEC. 1 — The Oilers' defense gave up a season-high 555 yards as Houston was defeated on the road by Cincinnati 45-27. The Bengals were led by QB Boomer Esiason's 320 yards passing and three TDs while FB Larry Kinnebrew ran for 75 yards and three scores. Oilers Butch Woolfolk (9/130 yds.) and Drew Hill (7/129 yds.) became the first Houston tandem to gain 100 yards receiving in the same game since 1973.

Houston	0	10	3	14	— 27
Cincinnati	21	7	14	3	— 45

Cincinnati—Kinnebrew 7 run (Breech kick)
 Cincinnati—1 run (Breech kick)
 Cincinnati—Brooks 57 pass from Esiason (Breech kick)
 Cincinnati—Kinnebrew 3 run (Breech kick)
 Houston—FG Zendejas 25
 Houston—Woolfolk 46 pass from Luck (Zendejas kick)
 Houston—FG Zendejas 26
 Cincinnati—Holman 64 pass from Esiason (Breech kick)
 Cincinnati—Brown 19 pass from Esiason (Breech kick)
 Cincinnati—FG Breech 29
 Houston—Rozier 1 run (Zendejas kick)
 Houston—Moriarty 1 run (Zendejas kick)

A—46,140

GAME #14 N.Y. GIANTS 35, HOUSTON 14

HOUSTON, DEC. 8 — The Oilers' defense surrendered all of the visitors' points in the first half in losing a 35-14 decision to the New York Giants. Houston had rallied from a 14-0 deficit to tie the game only to have the Giants score the final 21 points of the game. Twice in the third quarter, Houston drove inside the Giants' five-yard line, but the Oilers were unable to score on either possession. QB Warren Moon returned to the lineup and completed 26 of 47 passes for 330 yards and two TDs. For the second consecutive week, two Oiler players had 100-yard receiving games as Tim Smith (7/120 yds.) and Drew Hill (6/103 yds.) turned the trick.

N.Y. Giants	14	21	0	0	— 35
Houston	0	14	0	0	— 14

N.Y. Giants—Morris 12 run (Schubert kick)
 N.Y. Giants—Morris 2 run (Schubert kick)
 Houston—Williams 3 pass from Moon (Zendejas kick)
 Houston—Smith 27 pass from Moon (Zendejas kick)
 N.Y. Giants—Bavaro 10 pass from Simms (Schubert kick)
 N.Y. Giants—Morris 2 run (Schubert kick)
 N.Y. Giants—Johnson 22 pass from Simms (Schubert kick)

A—36,576

GAME #15 CLEVELAND 28, HOUSTON 21

CLEVELAND, DEC. 15 — The Oilers, despite outgaining their opponents, could not overcome costly turnovers in losing 28-21 to the Cleveland Browns. A bobbled kickoff return to open the second half led to a Browns' touchdown and a Cleveland lead that Houston could not erase. On a positive side for the Oilers individually, QB Warren Moon connected for 339 yards and two scores while RB Mike Rozier had a season-high 80 yards rushing. Receiving-wise, Tim Smith had seven catches for 125 yards and one TD while Butch Woolfolk also had seven receptions for 96 yards.

Houston	0	7	0	14	— 21
Cleveland	7	7	14	0	— 28

Cleveland—Kosar 2 run (Bahr kick)
 Cleveland—Newsome 2 pass from Kosar (Bahr kick)
 Houston—Rozier 3 run (Zendejas kick)
 Cleveland—F. Banks 8 pass from Kosar (Bahr kick)
 Cleveland—Mack 5 pass from Kosar (Bahr kick)
 Houston—Woolfolk 15 pass from Moon (Zendejas kick)
 Houston—Smith 16 pass from Moon (Zendejas kick)

A—50,793

GAME #16 INDIANAPOLIS 34, HOUSTON 16

INDIANAPOLIS, DEC. 22 — The Oilers gave up 467 yards including 299 yards rushing in dropping their season finale to the Indianapolis Colts 34-16. Three Colt runners gained over 70 yards as the Colts overcame two outstanding individual Oiler performances to earn the victory. QB Warren Moon threw for over 300 yards for the third consecutive game, completing 22 of 40 passes for a season-high 364 yards and a pair of TDs. WR Drew Hill caught nine of Moon's passes for 210 yards and two scores.

Houston	0	9	0	7	— 16
Indianapolis	7	13	7	7	— 34

Indianapolis—Beach 14 from Pagel (Allegre kick)
 Indianapolis—McMillan 16 run (kick blocked)
 Houston—Hill 40 pass from Moon (kick blocked)
 Indianapolis—Beach 20 pass from Pagel (Allegre kick)
 Houston—FG Zendejas 45
 Indianapolis—Bentley 24 run (Allegre kick)
 Houston—Hill 14 pass from Moon (Zendejas kick)
 Indianapolis—O. Williams 22 pass from Pagel (Allegre kick)

A—55,818

OILER PLAYOFF HISTORY

AFL Championship Game - 1960**Houston 24, Los Angeles Chargers 16****Houston Jeppesen Stadium-Jan. 1, 1961**

Los Angeles	6	3	7	0	-16
Houston	0	10	7	7	-24

LA—Agajanian 38-yard field goal.

LA—Agajanian 22-yard field goal.

Hou—Smith, 17-yard pass from Blanda (Blanda kick)

Hou—Blanda 18-yard field goal.

LA—Agajanian 27-yard field goal.

Hou—Groman, 7-yard pass from Blanda (Blanda kick).

LA—Lowe, 2-yard run (Agajanian kick).

Hou—Cannon, 88-yard pass from Blanda (Blanda kick).

A—32,183

TEAM STATISTICS

	Oilers	Chargers
First Downs	17	21
Net Yards Gained	401	333
Net Yards Rushing	100	162
Net Yards Passing	301	171
Passes	32-16-0	41-21-2
Punts	5-34-0	4-41-0
Fumbles-lost	2-0	2-0
Yards Penalized	4-54	3-15

INDIVIDUAL STATISTICS**Rushing**

Oilers—Cannon 18 for 50.

Passing

Oilers—Blanda 16 of 31/301 yards, 3 TD's.

Receiving

Oilers—Smith 5 for 52.

AFL Championship Game - 1961**Houston 10, San Diego Chargers 3****Balboa Stadium, San Diego-Dec. 24, 1961**

Houston	0	3	7	0	-10
San Diego	0	0	0	3	-3

Hou—Blanda 46-yard field goal.

Hou—Cannon, 35-yard pass from Blanda (Blanda kick).

SD—Blair 12-yard field goal.

A—29,556

TEAM STATISTICS

	Oilers	Chargers
First downs	18	15
Net Yards Gained	256	256
Net Yards Rushing	96	79
Net Yards Passing	160	177
Passes	41-18-6	32-17-4
Punts	4-41-5	6-33-3
Fumbles-Lost	5-1	2-2
Yards Penalized	5-68	10-106

INDIVIDUAL STATISTICS**Rushing**

Oilers—Tolar 16 for 52.

Passing

Oilers—Blanda 18 of 40/160 yards, 1 TD, 5 interceptions.

Receiving

Oilers—Cannon 5 for 53, Hennigan 5 for 43.

AFL Championship Game - 1962

Dallas 20, Houston 17 (Overtime)

Houston Jeppesen Stadium-Dec. 23, 1962

Dallas	3	14	0	0	0	3-20
Houston	0	0	7	10	0	0-17

Dal—Brooker 16-yard field goal.

Dal—Haynes, 28-yard pass from Dawson (Brooker kick).

Dal—Haynes, 2-yard run (Brooker kick).

Hou—Dewveall, 15-yard pass from Blanda (Blanda kick).

Hou—Blanda 31-yard field goal.

Hou—Tolar 1-yard run (Blanda kick).

Dal—Brooker 25-yard field goal.

A—37,981.

TEAM STATISTICS

	Oilers	Texans
First Downs	21	19
Net Yards Gained	359	237
Net Yards Rushing	98	199
Net Yards Passing	261	88
Passes	46-23-5	14-9-0
Punts	3-39.3	8-31.2
Fumbles-Lost	0-0	2-1
Yards Penalized	6-50	6-42

INDIVIDUAL STATISTICS

Rushing

Oilers—Tolar 17 for 58.

Passing

Oilers—Blanda 23 of 46/261 yards, 5 interceptions, 1 TD.

Receiving

Oilers—Dewveall 6 for 95.

AFL Championship Game - 1967

Oakland 40, Houston 7

Oakland Alameda County Coliseum-Dec. 31, 1967

Houston	0	0	0	7	—7
Oakland	3	14	10	13	—40

Oak—Blanda 37-yard field goal

Oak—Dixon 69-yard run (Blanda kick)

Oak—Kocourek 17-yard pass from Lamonica (Blanda kick)

Oak—Lamonica 1-yard run (Blanda kick)

Oak—Blanda 40-yard field goal

Oak—Blanda 42-yard field goal

Hou—Frazier 5-yard pass from Beathard (Wittenborn kick)

Oak—Blanda 36-yard field goal

Oak—Miller 12-yard pass from Lamonica (Blanda kick)

A—53,330

TEAM STATISTICS

	Oilers	Raiders
First Downs	11	18
Net Yards Gained	146	364
Net Yards Rushing	38	263
Net Yards Passing	108	101
Passes	25-15-1	26-10-0
Punts	11-38.5	4-44.3
Fumbles-Lost	4-2	0-0
Yards Penalized	7-45	4-69

INDIVIDUAL STATISTICS

Rushing

Oilers—Granger 14 for 19

Passing

Oilers—Beathard 15 of 35/142 yards, 1 TD, 1 interception

Receiving

Oilers—Frazier 7 for 81

AFL Playoff Game - 1969

Oakland 56, Houston 7

Oakland Alameda County Coliseum—Dec. 21, 1969

Houston	0	0	0	7	—7
Oakland	28	7	14	7	—56

Oak—Biletnikoff 13-yard pass from Lamonica (Blanda kick).

Oak—Atkinson 57-yard interception return (Blanda kick).

Oak—Sherman 24-yard pass from Lamonica (Blanda kick).

Oak—Biletnikoff 31-yard pass from Lamonica (Blanda kick).

Oak—Smith 60-yard pass from Lamonica (Blanda kick).

Oak—Sherman 23-yard pass from Lamonica (Blanda kick).

Oak—Cannon 3-yard pass from Lamonica (Blanda kick).

Hou—Reed 8-yard pass from Beathard (Gerela kick).

Oak—Hubbard 4-yard run (Blanda kick).

A—53,539

TEAM STATISTICS

	Raiders	Oilers
First downs	17	14
Yards Rushing	110	28
Yards Passing	302	169
Return Yards	163	134
Passes	18-46-3	14-22-3
Punts	5-42-0	11-41-4
Fumbles	3-1	3-2
Yards Penalized	63	48

INDIVIDUAL STATISTICS

Rushing

Oilers—Granger 14 for 29 yards.

Passing

Oilers—Beathard 18 of 46/209 yards, 1 TD, 1 interception.

Receiving

Oilers—Reed 7 for 81 yards.

AFC Wild-Card Game - 1978

Houston 17, Miami 9

Orange Bowl—Miami, Florida, Dec. 24, 1978

Houston	7	0	0	10	—17
Miami	7	0	0	2	—9

Mia—Tillman 13-yard pass from Griese (Yepremian kick).

Hou—Wilson 13-yard pass from Pastorini (Fritsch kick).

Hou—Fritsch 27-yard field goal.

Hou—Campbell 1-yard run (Fritsch kick).

Mia—Safety-Pastorini runs out of end zone.

A—72,445

TEAM STATISTICS

	Oilers	Dolphins
First downs	23	14
Net Yards Gained	455	209
Net Yards Rushing	165	91
Net Yards Passing	290	118
Passes	30-20-0	30-12-3
Punts	5-44.0	5-48.6
Fumbles-Lost	3-1	2-2
Yards Penalized	5-37	1-5

INDIVIDUAL STATISTICS

Rushing

Oilers—Campbell 26 for 84.

Passing

Oilers—Pastorini 20 of 29/306 yards, 1 TD

Receiving

Oilers—Burrough 6 for 103, Barber 4 for 112.

AFC Divisional Playoff Game - 1978

Houston 31, New England 14

Schaefer Stadium, Foxboro, Mass-Dec. 31, 1978

Houston	0	21	3	7	-31
New England	0	0	7	7	-14

Hou—Burrough 71-yard pass from Pastorini (Fritsch kick).

Hou—Barber 19-yard pass from Pastorini (Fritsch kick).

Hou—Barber 13-yard pass from Pastorini (Fritsch kick).

Hou—Fritsch 30-yard field goal.

NE—Jackson 24-yard pass from A.Johnson (Posey kick).

NE—Francis 24-yard pass from Owen (Posey kick).

Hou—Campbell 2 yard run (Fritsch kick).

A—61,297

TEAM STATISTICS

	Oilers	Patriots
First downs	21	15
Net Yards Gained	344	263
Net Yards Rushing	174	83
Net Yards Passing	170	180
Passes	15-12-1	35-16-3
Punts	5-34.8	4-43.3
Fumbles-Lost	1-0	2-0
Yards Penalized	2-25	8-92

INDIVIDUAL STATISTICS

Rushing

Oilers—Campbell 27 for 118.

Passing

Oilers—Pastorini 12 of 15/200 yards, 3 TD's, 1 interception.

Receiving

Oilers—Burrough 3 for 91, Barber 5 for 83.

AFC Championship Game - 1978

Pittsburgh 34, Houston 5

Three Rivers Stadium, Pittsburgh-Jan. 7, 1979

Houston	0	3	2	0	-5
Pittsburgh	14	17	3	0	-34

Pitt—Harris 7-yard run (Gerela kick).

Pitt—Bleier 17-yard run (Gerela kick).

Hou—Fritsch 19-yard field goal.

Pitt—Swann 29-yard pass from Bradshaw (Gerela kick).

Pitt—Stallworth 17-yard pass from Bradshaw (Gerela kick).

Pitt—Gerela 37-yard field goal.

Pitt—Gerela 22-yard field goal.

Hou—Bleier tackled in end zone by Washington-Safety.

A—49,417

TEAM STATISTICS

	Oilers	Steelers
First downs	15	21
Net Yards Gained	168	379
Net Yards Rushing	72	179
Net Yards Passing	70	200
Passes	26-12-5	19-11-2
Punts	6-39.5	1-53.0
Fumbles-Lost	6-4	6-3
Yards Penalized	5-48	4-32

INDIVIDUAL STATISTICS

Rushing

Oilers—Campbell 22 for 62.

Passing

Oilers—Pastorini 12 of 26/96 yards, 5 interceptions.

Receiving

Oilers—Caster 5 for 44.

AFC Wild-Card Playoff Game - 1979

Houston 13, Denver 7

The Astrodome-Dec. 24, 1979

Houston	3	7	0	3	-13
Denver	7	0	0	0	-7

Hou—Fritsch 31-yard field goal.

Den—Preston 7-yard pass from Morton (Turner kick).

Hou—Campbell 3-yard run.

Hou—Fritsch 20-yard field goal.

A—48,776

TEAM STATISTICS

	Oilers	Broncos
First downs	15	17
Net Yards Gained	282	216
Net Yards Rushing	135	112
Net Yards Passing	147	104
Passes	22-10-2	27-14-1
Punts	5-43.2	5-45.2
Fumbles-Lost	1-1	1-0
Yards Penalized	2-19	7-70

INDIVIDUAL STATISTICS

Rushing

Oilers—Campbell 12 for 51.

Passing

Oilers—Pastorini 8 of 18/140 yards, 1 TD, 1 interception.

Receiving

Oilers—Wilson 4 for 53.

AFC Divisional Playoff Game - 1979

Houston 17, San Diego 14

San Diego Stadium-Dec. 29, 1979

Houston	0	10	7	0	-17
San Diego	7	0	7	0	-14

SD—Williams 1-yard run (Wood kick).

Hou—Fritsch 26-yard field goal.

Hou—Clark 1-yard run (Fritsch kick).

SD—Mitchell 8-yard run (Wood kick).

Hou—Rentro 47-yard pass from Nielsen (Fritsch kick).

A—51,192

TEAM STATISTICS

	Oilers	Chargers
First downs	15	25
Net Yards Gained	259	380
Net Yards Rushing	148	63
Net Yards Passing	111	317
Passes	19-10-1	47-25-5
Punts	6-40.7	2-32.0
Fumbles-Lost	0-0	0-0
Yards Penalized	5-45	6-30

INDIVIDUAL STATISTICS

Rushing

Oilers—Carpenter 18 for 67.

Passing

Oilers—Nielsen 10 of 19/111 yards, 1 TD, 1 interception.

Receiving

Oilers—Carpenter 4 for 23, Rentro 1 for 47

AFC Championship Game - 1979

Pittsburgh 27, Houston 13

Three Rivers Stadium, Pittsburgh-Jan. 6, 1980

Houston	7	3	0	3	-13
Pittsburgh	3	14	0	10	-27

Hou—Perry 75-yard interception return (Fritsch kick).

Pitt—Bahr 21-yard field goal.

Hou—Fritsch 27-yard field goal.

Pitt—Cunningham 16-yard pass from Bradshaw (Bahr kick).

Pitt—Stallworth 20-yard pass from Bradshaw (Bahr kick).

Hou—Fritsch 23-yard field goal.

Pitt—Bahr 39-yard field goal.

Pitt—Bleier 4-yard run (Bahr kick).

A—50,475

TEAM STATISTICS

	Oilers	Steelers
First downs	11	22
Net Yards Gained	227	358
Net Yards Rushing	24	161
Net Yards Passing	203	197
Passes	29-20-1	38-18-1
Punts	4-30-0	3-51-0
Fumbles-Lost	4-2	1-1
Yards Penalized	2-10	5-34

INDIVIDUAL STATISTICS

Rushing

Oilers—Campbell 17 for 15.

Passing

Oilers—Pastorini 19 of 28/203 yards, 1 interception.

Receiving

Oilers—Wilson 7 for 60.

AFC Wild-Card Playoff Game - 1980

Oakland 27, Houston 7

Oakland Alameda County Coliseum-Dec. 28, 1980

Houston	7	0	0	0	-7
Oakland	3	7	0	17	-27

Oak—Bahr 47-yard field goal.

Hou—Campbell 1-yard run (Fritsch kick).

Oak—Christensen 2-yard pass from Plunkett (Bahr kick).

Oak—Whittington 44-yard pass from Plunkett (Bahr kick).

Oak—Bahr 37-yard field goal.

Oak—Hayes 20-yard interception return (Bahr kick).

A—52,762

TEAM STATISTICS

	Oilers	Raiders
First downs	18	12
Net Yards Gained	275	250
Net Yards Rushing	97	111
Net Yards Passing	178	139
Passes	27-15-2	23-8-1
Punts	9-44	9-51
Fumbles-Lost	1-1	2-0
Yards Penalized	8-64	14-91

INDIVIDUAL STATISTICS

Rushing

Oilers—Campbell 27 for 91.

Passing

Oilers—Stabler 15 of 26/243 yards, 2 interceptions.

Receiving

Oilers—Barber 4 for 83.

YEAR-BY-YEAR SCORES

1960

Coach: Lou Rymkus

	Hou	Opp	
at Oakland	37	22	[W]
Los Angeles	38	28	[W]
Oakland	13	14	[L]
N.Y. Titans	27	21	[W]
Dallas	20	10	[W]
at N.Y. Titans	42	28	[W]
at Buffalo	24	25	[L]
at Denver	45	25	[W]
at Los Angeles	21	24	[L]
Denver	20	10	[W]
at Boston	24	10	[W]
at Dallas	0	24	[L]
Buffalo	31	23	[W]
Boston	37	21	[W]

Won 10, Lost 4, Tied 0

1963

Coach: Frank "Pop" Ivy

	Hou	Opp	
Oakland	13	24	[L]
Denver	20	14	[W]
at N.Y. Jets	17	24	[L]
at Buffalo	31	20	[W]
at Kansas City	7	28	[L]
at Denver	33	24	[W]
Buffalo	28	14	[W]
Kansas City	28	7	[W]
at Boston	3	45	[L]
N.Y. Jets	31	27	[W]
at San Diego	0	27	[L]
Boston	28	46	[L]
San Diego	14	20	[L]
at Oakland	49	52	[L]

Won 6, Lost 8, Tied 0

1961

**Coach: Lou Rymkus
(First Five Games)**

Wally Lemm

	Hou	Opp	
Oakland	55	0	[W]
at San Diego	24	34	[L]
at Dallas	21	26	[L]
Buffalo	12	22	[L]
at Boston	31	31	[T]
Dallas	38	7	[W]
at Buffalo	28	16	[W]
at Denver	55	13	[W]
Boston	27	15	[W]
N.Y. Titans	49	13	[W]
Denver	45	14	[W]
San Diego	33	13	[W]
at N.Y. Titans	48	21	[W]
at Oakland	47	16	[W]

Won 10, Lost 3, Tied 1

1964

Coach: Sammy Baugh

	Hou	Opp	
at San Diego	21	27	[L]
Oakland	42	28	[W]
at Denver	38	17	[W]
at Kansas City	7	28	[L]
Buffalo	17	48	[L]
at N.Y. Jets	21	24	[L]
San Diego	17	20	[L]
at Buffalo	10	24	[L]
at Boston	24	25	[L]
at Oakland	10	20	[L]
Kansas City	19	28	[L]
Boston	17	34	[L]
N.Y. Jets	33	17	[W]
Denver	34	15	[W]

Won 4, Lost 10, Tied 0

1962

Coach: Frank "Pop" Ivy

	Hou	Opp	
at Buffalo	28	23	[W]
at Boston	21	34	[L]
at San Diego	42	17	[W]
Buffalo	17	14	[W]
N.Y. Titans	56	17	[W]
at Denver	10	20	[L]
Dallas	7	31	[L]
at Dallas	14	6	[W]
at Oakland	28	20	[W]
Boston	21	17	[W]
San Diego	33	27	[W]
Denver	34	17	[W]
Oakland	32	17	[W]
at N.Y. Titans	44	10	[W]

Won 11, Lost 3, Tied 0

1965

Coach: Hugh "Bones" Taylor

	Hou	Opp	
N.Y. Jets	27	21	[W]
Boston	31	10	[W]
at Oakland	17	21	[L]
at San Diego	14	31	[L]
at Denver	17	28	[L]
Kansas City	38	36	[W]
at Buffalo	19	17	[W]
Oakland	21	33	[L]
Denver	21	31	[L]
at N.Y. Jets	14	41	[L]
at Kansas City	21	52	[L]
Buffalo	18	29	[L]
San Diego	26	37	[L]
at Boston	14	42	[L]

Won 4, Lost 10, Tied 0

1966

Coach: Wally Lemm

	Hou	Opp	
Denver	45	7	[W]
Oakland	31	0	[W]
at N.Y. Jets	13	52	[L]
at Buffalo	20	27	[L]
at Denver	38	40	[L]
N.Y. Jets	24	0	[W]
Miami	13	20	[L]
at Kansas City	23	48	[L]
at Oakland	23	38	[L]
at Boston	21	27	[L]
Buffalo	20	42	[L]
San Diego	22	28	[L]
Boston	14	38	[L]
at Miami	28	29	[L]

Won 3, Lost 11, Tied 0

1969

Coach: Wally Lemm

	Hou	Opp	
at Oakland	17	21	[L]
at Buffalo	17	3	[W]
Miami	22	10	[W]
Buffalo	28	14	[W]
at Kansas City	0	24	[L]
at N.Y. Jets	17	26	[L]
Denver	24	21	[W]
at Boston	0	24	[L]
Cincinnati	31	31	[T]
at Denver	20	20	[T]
at Miami	32	7	[W]
San Diego	17	21	[L]
N.Y. Jets	26	34	[L]
Boston	27	23	[W]

Won 6, Lost 6, Tied 2

1967

Coach: Wally Lemm

	Hou	Opp	
Kansas City	20	25	[L]
at Buffalo	20	3	[W]
at San Diego	3	13	[L]
Denver	10	6	[W]
at N.Y. Jets	28	28	[T]
at Kansas City	24	19	[W]
Buffalo	10	3	[W]
at Boston	7	18	[L]
at Denver	20	18	[W]
Boston	27	6	[W]
Miami	17	14	[W]
Oakland	7	19	[L]
San Diego	24	17	[W]
at Miami	41	10	[W]

Won 9, Lost 4, Tied 1

1970

Coach: Wally Lemm

	Hou	Opp	
at Pittsburgh	19	7	[W]
Miami	10	20	[L]
at Cincinnati	20	13	[W]
Baltimore	20	24	[L]
Pittsburgh	3	7	[L]
at San Diego	31	31	[T]
at St. Louis	0	44	[L]
at Kansas City	9	24	[L]
San Francisco	20	30	[L]
at Cleveland	14	28	[L]
Denver	31	21	[W]
Cleveland	10	21	[L]
Cincinnati	20	30	[L]
at Dallas	10	52	[L]

Won 3, Lost 10, Tied 1

1968

Coach: Wally Lemm

	Hou	Opp	
Kansas City	21	26	[L]
at Miami	24	10	[W]
at San Diego	14	30	[L]
Oakland	15	24	[L]
Miami	7	24	[L]
at Boston	16	0	[W]
N.Y. Jets	14	20	[L]
at Buffalo	30	7	[W]
at Cincinnati	27	17	[W]
at N.Y. Jets	7	26	[L]
Denver	38	17	[W]
at Kansas City	10	24	[L]
Buffalo	35	6	[W]
Boston	45	17	[W]

Won 7, Lost 7, Tied 0

1971

Coach: Ed Hughes

	Hou	Opp	
at Cleveland	0	31	[L]
Kansas City	16	20	[L]
New Orleans	13	13	[T]
at Washington	13	22	[L]
Detroit	7	31	[L]
at Pittsburgh	16	23	[L]
Cincinnati	10	6	[W]
at New England	20	28	[L]
at Oakland	21	41	[L]
at Cincinnati	13	28	[L]
Cleveland	24	37	[L]
Pittsburgh	29	3	[W]
at Buffalo	20	14	[W]
San Diego	49	33	[W]

Won 4, Lost 9, Tied 1

1972

Coach: Bill Peterson

	Hou	Opp	
at Denver	17	30	[L]
at Miami	13	34	[L]
N.Y. Jets	26	20	[W]
Oakland	0	34	[L]
at Pittsburgh	7	24	[L]
Cleveland	17	23	[L]
at Cincinnati	7	30	[L]
at Cleveland	0	20	[L]
Philadelphia	17	18	[L]
Green Bay	10	23	[L]
at San Diego	20	34	[L]
at Atlanta	10	20	[L]
Pittsburgh	3	9	[L]
Cincinnati	17	61	[L]

Won 1, Lost 13, Tied 0

1973

Coach: Bill Peterson (5 games)

Sid Gillman (9 games)

	Hou	Opp	
at N.Y. Giants	14	34	[L]
at Cincinnati	10	24	[L]
Pittsburgh	7	36	[L]
Los Angeles	26	31	[L]
Denver	20	48	[L]
at Cleveland	13	42	[L]
at Chicago	14	35	[L]
at Baltimore	31	27	[W]
Cleveland	13	23	[L]
at Kansas City	14	39	[L]
New England	0	32	[L]
Oakland	6	17	[L]
at Pittsburgh	7	33	[L]
Cincinnati	24	27	[L]

Won 1, Lost 13, Tied 0

1974

Coach: Sid Gillman

	Hou	Opp	
San Diego	21	14	[W]
at Cleveland	7	20	[L]
Kansas City	7	17	[L]
Pittsburgh	7	13	[L]
at Minnesota	10	51	[L]
St. Louis	27	31	[L]
at Cincinnati	34	21	[W]
at N.Y. Jets	27	22	[W]
at Buffalo	21	9	[W]
Cincinnati	20	3	[W]
Dallas	0	10	[L]
at Pittsburgh	13	10	[W]
at Denver	14	38	[L]
Cleveland	28	24	[W]

Won 7, Lost 7, Tied 0

1975

Coach: O.A. "Bum" Phillips

	Hou	Opp	
at New England	7	0	[W]
San Diego	33	17	[W]
Cincinnati	19	21	[L]
at Cleveland	40	10	[W]
Washington	13	10	[W]
Detroit	24	8	[W]
at Kansas City	17	13	[W]
at Pittsburgh	17	24	[L]
Miami	20	19	[W]
Pittsburgh	9	32	[L]
at Cincinnati	19	23	[L]
at San Francisco	27	13	[W]
at Oakland	27	26	[W]
Cleveland	21	10	[W]

Won 10, Lost 4, Tied 0

1976

Coach: O.A. "Bum" Phillips

	Hou	Opp	
Tampa Bay	20	0	[W]
at Buffalo	13	3	[W]
Oakland	13	14	[L]
at New Orleans	31	26	[W]
Denver	17	3	[W]
at San Diego	27	30	[L]
Cincinnati	7	27	[L]
at Baltimore	14	38	[L]
Cleveland	7	21	[L]
at Cincinnati	27	31	[L]
at Pittsburgh	16	32	[L]
Atlanta	20	14	[W]
at Cleveland	10	13	[L]
Pittsburgh	0	21	[L]

Won 5, Lost 9, Tied 0

1977

Coach: O.A. "Bum" Phillips

	Hou	Opp	
N.Y. Jets	20	0	[W]
at Green Bay	16	10	[W]
at Miami	7	27	[L]
Pittsburgh	27	10	[W]
Cleveland	23	24	[L]
at Pittsburgh	10	27	[L]
at Cincinnati	10	13*	[L]
Chicago	47	0	[W]
at Oakland	29	34	[L]
at Seattle	22	10	[W]
Kansas City	34	20	[W]
Denver	14	24	[L]
at Cleveland	19	15	[W]
Cincinnati	21	16	[W]

Won 8, Lost 6, Tied 0

*Overtime

1978

Coach: O.A. "Bum" Phillips

	Hou	Opp	
at Atlanta	14	20	[L]
at Kansas City	20	17	[W]
San Francisco	20	19	[W]
Los Angeles	6	10	[L]
at Cleveland	16	13	[W]
at Oakland	17	21	[L]
Buffalo	17	10	[W]
at Pittsburgh	24	17	[W]
at Cincinnati	13	28	[L]
Cleveland	14	10	[W]
at New England	26	23	[W]
Miami	35	30	[W]
Cincinnati	17	10	[W]
Pittsburgh	3	13	[L]
at New Orleans	17	12	[W]
San Diego	24	45	[L]

Won 10, Lost 6, Tied 0

1979

Coach: O.A. "Bum" Phillips

	Hou	Opp	
at Washington	29	27	[W]
at Pittsburgh	7	38	[L]
Kansas City	20	6	[W]
at Cincinnati	30	27*	[W]
Cleveland	31	10	[W]
St. Louis	17	24	[L]
at Baltimore	28	16	[W]
at Seattle	14	34	[L]
N.Y. Jets	27	24*	[W]
at Miami	9	6	[W]
Oakland	31	17	[W]
Cincinnati	42	21	[W]
at Dallas	30	24	[W]
at Cleveland	7	14	[L]
Pittsburgh	20	17	[W]
Philadelphia	20	26	[L]

Won 11, Lost 5, Tied 0

*Overtime

1980

Coach: O.A. "Bum" Phillips

	Hou	Opp	
at Pittsburgh	17	31	[L]
at Cleveland	16	7	[W]
Baltimore	21	16	[W]
at Cincinnati	13	10	[W]
Seattle	7	26	[L]
at Kansas City	20	21	[L]
Tampa Bay	20	14	[W]
Cincinnati	23	3	[W]
at Denver	20	16	[W]
New England	38	34	[W]
at Chicago	10	6	[W]
at N.Y. Jets	28	31*	[L]
Cleveland	14	17	[L]
Pittsburgh	6	0	[W]
at Green Bay	22	3	[W]
Minnesota	20	16	[W]

Won 11, Lost 5, Tied 0

*Overtime

1981

Coach: Ed Biles

	Hou	Opp	
at Los Angeles	27	20	[W]
at Cleveland	9	3	[W]
Miami	10	16	[L]
at N.Y. Jets	17	33	[L]
Cincinnati	17	10	[W]
Seattle	35	17	[W]
at New England	10	38	[L]
at Pittsburgh	13	26	[L]
at Cincinnati	21	34	[L]
Oakland	17	16	[W]
at Kansas City	10	23	[L]
New Orleans	24	27	[L]
Atlanta	27	31	[L]
Cleveland	17	13	[W]
at San Francisco	6	28	[L]
Pittsburgh	21	20	[W]

Won 7, Lost 9, Tied 0

1982

Coach: Ed Biles

	Hou	Opp	
at Cincinnati	6	27	[L]
Seattle	23	21	[W]
Pittsburgh	10	24	[L]
at New England	21	29	[L]
at N.Y. Giants	14	17	[L]
Dallas	7	37	[L]
at Philadelphia	14	35	[L]
Cleveland	14	20	[L]
Cincinnati	27	35	[L]

Won 1, Lost 8, Tied 0

1983

Coach: Ed Biles (6 games)

Chuck Studley (10 games)

	Hou	Opp	
Green Bay	38	41*	[L]
at L.A. Raiders	6	20	[L]
Pittsburgh	28	40	[L]
at Buffalo	13	30	[L]
at Pittsburgh	10	17	[L]
Denver	14	26	[L]
at Minnesota	14	34	[L]
Kansas City	10	13*	[L]
at Cleveland	19	25*	[L]
Cincinnati	14	55	[L]
Detroit	27	17	[W]
at Cincinnati	10	38	[L]
at Tampa Bay	24	33	[L]
Miami	17	24	[L]
Cleveland	34	27	[W]
at Baltimore	10	20	[L]

Won 2, Lost 14, Tied 0

*Overtime

1984

Coach: Hugh Campbell

	Hou	Opp	
L.A. Raiders	14	24	[L]
Indianapolis	21	35	[L]
at San Diego	14	31	[L]
at Atlanta	10	42	[L]
New Orleans	10	27	[L]
at Cincinnati	3	13	[L]
at Miami	10	28	[L]
San Francisco	21	34	[L]
Cincinnati	13	31	[L]
at Pittsburgh	7	35	[L]
at Kansas City	17	16	[W]
New York Jets	31	20	[W]
at Cleveland	10	27	[L]
Pittsburgh	23	20*	[W]
at L.A. Rams	16	27	[L]
Cleveland	20	27	[L]

Won 3, Lost 13, Tied 0

*Overtime

1985

Coach: Hugh Campbell (14 games)
Jerry Glanville (2 games)

	Hou	Opp	
Miami	26	23	[W]
at Washington	13	16	[L]
at Pittsburgh	0	20	[L]
Dallas	10	17	[L]
at Denver	20	31	[L]
Cleveland	6	21	[L]
Cincinnati	44	27	[W]
at St. Louis	20	10	[W]
Kansas City	23	20	[W]
at Buffalo	0	20	[L]
Pittsburgh	7	30	[L]
San Diego	37	35	[W]
at Cincinnati	27	45	[L]
N.Y. Giants	14	35	[L]
at Cleveland	21	28	[L]
at Indianapolis	16	34	[L]

Won 5, Lost 11, Tied 0

OILERS VS. THE NFL

h denotes home games

ATLANTA FALCONS

	OILERS	OPP.
1972	10	20
1976h	20	14
1978	14	20
1981h	27	31
1984	10	42

(W-1/L-4/T-0)

1968	30	6
1968h	35	7
1969	17	3
1969h	28	14
1971	20	14
1974	21	9
1976	13	3
1978h	17	10
1983	13	30
1985	0	20

(W-17/L-9/T-0)

INDIANAPOLIS COLTS

	OILERS	OPP.
1970h	20	24
1973	31	27
1976	14	38
1979	28	16
1980h	21	16
1983	10	20
1984h	21	35
1985	16	34

(W-3/L-5/T-0)

CHICAGO BEARS

	OILERS	OPP.
1973	14	35
1977h	47	0
1980	10	6

(W-2/L-1/T-0)

CINCINNATI BENGALS

	OILERS	OPP.
1960	24	25
1960h	31	23
1961	28	16
1961h	12	22
1962	28	23
1962h	17	14
1963	31	20
1963h	28	14
1964	10	24
1964h	17	48
1965	19	17
1965h	18	29
1966	21	27
1966h	20	42
1967	20	3
1967h	10	3
1968	27	17
1969h	31	31
1970	20	13
1970h	20	30
1971	13	28
1971h	10	6
1972	7	30
1972h	17	61
1973	10	24
1973h	24	27
1974	34	21
1974h	20	3
1975	19	23
1975h	19	21
1976h	7	27
1976	27	31
1977	10	13*
1977h	21	16
1978	13	28
1978h	17	10

1979	30	27*	1962	10	20
1979h	42	21	1962h	34	17
1980	13	10	1963	33	24
1980h	23	3	1963h	20	14
1981h	17	10	1964	38	17
1981	21	34	1964	34	15
1982	6	27	1965	17	28
1982h	27	35	1965h	21	31
1983h	14	55	1966	38	40
1983	10	38	1966h	45	7
1984	3	13	1967	20	18
1984h	31	13	1967h	10	6
1985h	44	27	1968h	38	17
1985	27	45	1969	22	20

(W-13/L-20/T-1)

*Overtime

CLEVELAND BROWNS

	OILERS	OPP.
1970	14	28
1970h	10	21
1971	0	31
1971h	24	37
1972	0	20
1972h	17	23
1973	13	42
1973h	13	23
1974	7	20
1974h	28	24
1975	40	10
1975h	21	10
1976h	7	21
1976	10	13
1977h	23	24
1977	19	15
1978	16	13
1978h	14	10
1979h	31	10
1979	7	14
1980	16	7
1980h	14	17
1981	9	3
1981h	17	13
1982h	14	20
1983	19	25*
1983h	34	27
1984	10	27
1984h	20	27
1985h	6	21
1985	21	28

(W-11/L-20/T-0)

*Overtime

DALLAS COWBOYS

	OILERS	OPP.
1970	10	52
1974h	0	10
1979	30	24
1982h	7	35
1985h	10	17

(W-1/L-4/T-0)

DENVER BRONCOS

	OILERS	OPP.
1960	45	25
1960h	20	10
1961	55	13
1961h	45	14

1962	10	20
1962h	34	17
1963	33	24
1963h	20	14
1964	38	17
1964	34	15
1965	17	28
1965h	21	31
1966	38	40
1966h	45	7
1967	20	18
1967h	10	6
1968h	38	17
1969	22	20
1969h	24	21
1970h	31	21
1972	17	30
1973h	20	48
1974	14	38
1976h	17	3
1977h	14	24
1979h	13	7*
1980	20	16
1983h	14	26
1985	20	31

(W-18/L-10/T-1)

*AFC Playoff

DETROIT LIONS

	OILERS	OPP.
1971h	7	31
1975h	24	8
1983h	27	17

(W-2/L-1/T-0)

GREEN BAY PACKERS

	OILERS	OPP.
1972h	10	23
1977	16	10
1980	22	3
1983h	38	41*

(W-2/L-2/T-0)

*Overtime

KANSAS CITY CHIEFS

	OILERS	OPP.
1960	0	24
1960h	20	10
1961	21	26
1961h	38	7
1962	14	6
1962h	7	31
1962h	17	20*
1963	7	28
1963h	28	7
1964	7	28
1964h	19	28
1965	21	52
1965h	38	36
1966	23	48
1967	24	19
1967h	20	25
1968	10	24
1968h	21	26
1969	0	24
1970	9	24
1971h	16	20
1973	14	39

1974h	7	17	1969	32	7
1975	17	13	1969h	22	10
1977h	34	20	1970h	10	20
1978	20	17	1972	13	34
1979h	20	6	1975h	20	19
1980	20	21	1977	7	27
1981	10	23	1978h	35	30
1983h	10	13**	1978	17	9*
1984	17	16	1979	9	6
1985h	23	20	1981h	10	16
			1983h	17	24
			1984	10	28
			1985h	23	20

(W-12/L-20/T-0)

*AFL Championship game

**Overtime

(W-10/L-9/T-0)

*AFC Playoff

LOS ANGELES RAIDERS

	OILERS	OPP.
1960	37	22
1960h	13	14
1961	47	16
1961h	55	0
1962	28	20
1962h	32	17
1963	49	52
1963h	13	24
1964	10	20
1964h	42	28
1965	17	21
1965h	21	33
1966	23	38
1966h	31	0
1967	7	40*
1967h	7	19
1968h	15	24
1969	17	21
1969h	7	56**
1971	21	41
1972h	0	34
1973h	6	17
1975h	27	26
1976h	13	14
1977	29	34
1978	17	21
1979h	31	17
1980	7	27***
1981h	17	16
1983	6	20
1984h	14	24

(W-10/L-21/T-0)

*AFL Championship game

**AFL Playoff

***AFC Wild Card

LOS ANGELES RAMS

	OILERS	OPP.
1973h	26	31
1978h	6	10
1981	27	20
1984	16	27

(W-1/L-3/T-0)

MIAMI DOLPHINS

	OILERS	OPP.
1966	28	29
1966h	13	20
1967	41	10
1967h	17	14
1968	24	10
1968h	7	24

MINNESOTA VIKINGS

	OILERS	OPP.
1974	10	51
1980h	20	16
1983	14	34

(W-1/L-2/T-0)

NEW ENGLAND PATRIOTS

	OILERS	OPP.
1960	24	10
1960h	37	21
1961	31	31
1961h	27	15
1962	21	34
1962h	21	17
1963	3	45
1963h	28	46
1964	24	25
1964h	17	34
1965	14	42
1965h	31	10
1966	21	27
1966h	14	38
1967	7	18
1967h	27	6
1968	16	0
1968h	45	17
1969	0	24
1969h	27	23
1971	20	28
1973	0	32
1975	7	0
1978	26	23
1978	31	14*
1980	38	34
1981	10	38
1982	21	29

(W-13/L-14/T-1)

*AFC Playoff

NEW ORLEANS SAINTS

	OILERS	OPP.
1971h	13	13
1976	36	26
1978	17	12
1981	24	27
1984h	10	27

(W-2/L-2/T-1)

NEW YORK GIANTS

	OILERS	OPP.
1973	14	34
1982	14	17
1985h	14	35

(W-0/L-3/T-0)

NEW YORK JETS

	OILERS	OPP.
1960	42	28
1960h	27	21
1961	48	21
1961h	49	13
1962	44	10
1962h	56	17
1963	17	24
1963h	31	27
1964	21	24
1964h	33	17
1965	14	41
1965h	27	21
1966	13	52
1966h	24	0
1967	28	28
1968	7	26
1968h	14	20
1969	17	26
1969h	26	34
1972h	26	20
1974	27	22
1977h	20	0
1979h	27	24*
1980	28	31*
1981	17	31
1984h	31	20

(W-15/L-10/T-1)

*Overtime

PHILADELPHIA EAGLES

	OILERS	OPP.
1972h	17	18
1979h	20	26
1982	14	35

(W-0/L-3/T-0)

PITTSBURGH STEELERS

	OILERS	OPP.
1970	19	7
1970h	3	7
1971	16	23
1971h	29	3
1972	7	24
1972h	3	9
1973	7	33
1973h	7	36
1974	13	10
1974h	7	13
1975	17	24
1975h	9	32
1976	16	32
1976h	0	21
1977h	27	10
1977	10	27
1978	24	17
1978h	3	13
1978	5	34*
1979	7	38

1979h	20	17
1979	13	27*
1980	17	31
1980h	6	0
1981	13	26
1981h	21	20
1982h	10	24
1983h	28	40
1983	10	17
1984	7	35
1984h	23	20**
1985	0	20
1985h	7	30

(W-9/L-24/T-0)

*AFC Championship game

**Overtime

SAN DIEGO CHARGERS

	OILERS	OPP.
1960	21	24
1960h	38	28
1960h	24	16**
1961	24	34
1961h	33	13
1961	10	3**
1962	42	17
1962h	33	27
1963	0	27
1963h	14	20
1964	21	27
1964h	17	20
1965	14	31
1965h	26	37
1966h	22	28
1967	3	13
1967h	24	17
1968	14	30
1969h	17	21
1970	31	31
1971h	49	33
1972	20	34
1974h	21	14
1975h	33	17
1976	27	30
1978h	24	45
1979	17	14*
1984	14	31
1985h	37	35

(W-12/L-16/T-1)

*AFC Playoff

**AFL Championship game

SAN FRANCISCO 49ers

	OILERS	OPP.
1970h	20	30
1975	27	13
1978h	20	19
1981	6	28
1984h	21	34

(W-2/L-3/T-0)

SEATTLE SEAHAWKS

	OILERS	OPP.
1977	22	10
1979	14	34
1980h	7	26
1981h	35	17
1982h	23	21

(W-3/L-2/T-0)

ST. LOUIS CARDINALS

	OILERS	OPP.
1970	0	44
1974h	27	31
1979h	17	24
1985	20	10

(W-1/L-3/T-0)

WASHINGTON REDSKINS

	OILERS	OPP.
1971	13	22
1975h	13	10
1979	29	27
1985	13	16

(W-2/L-2/T-0)

**TAMPA BAY
BUCCANEERS**

	OILERS	OPP.
1976h	20	0
1980h	20	14
1984	24	33

(W-2/L-1/T-0)

OILERS COMPOSITE RECORD 1960-85**AFC**

Opponent	Reg. Season	Playoffs	Preseason	Total
Buffalo	17-9-0	—	3-2-0	20-11-0
Cincinnati	13-20-1	—	—	13-20-1
Cleveland	11-20-0	—	—	11-20-0
Denver	17-10-1	1-0-0	3-4-0	21-14-1
Indianapolis	3-5-0	—	1-4-0	4-9-0
Kansas City	12-19-0	0-1-0	2-7-0	14-27-0
Los Angeles Raiders	10-18-0	0-3-0	2-3-0	12-24-0
Miami	9-9-0	1-0-0	0-1-0	10-10-0
New England	12-14-1	1-0-0	—	13-14-1
New York Jets	15-10-1	—	4-6-0	19-16-1
Pittsburgh	9-22-0	0-2-0	—	9-24-0
San Diego	9-16-1	3-0-0	1-4-0	13-20-1
Seattle	3-2-0	—	—	3-2-0
Totals	140-174-5	6-6-0	16-31-0	162-211-5

NFC

Opponent	Reg. Season	Playoffs	Preseason	Total
Atlanta	1-4-0	—	0-1-0	1-5-0
Chicago	2-1-0	—	4-4-0	6-5-0
Dallas	1-4-0	—	4-15-0	5-19-0
Detroit	2-1-0	—	—	2-1-0
Green Bay	2-2-0	—	1-1-0	3-3-0
Los Angeles Rams	1-3-0	—	0-3-0	1-6-0
Minnesota	1-2-0	—	0-2-0	1-4-0
New Orleans	2-2-1	—	7-10-1	9-12-2
New York Giants	0-3-0	—	2-1-0	2-5-0
Philadelphia	0-3-0	—	3-1-0	3-4-0
St. Louis	1-3-0	—	2-1-0	3-4-0
San Francisco	2-3-0	—	1-0-0	3-3-0
Tampa Bay	2-1-0	—	1-4-0	3-5-0
Washington	2-2-0	—	3-0-0	5-2-0
Totals	19-33-1	—	27-44-1	46-77-2

OILERS ALL-TIME PRE-SEASON SCORES

H/A		Hou	Opp	H/A		Hou	Opp
1960				1967			
A	Dallas Texans (Tulsa, OK)	10	27	H	Kansas City	9	34
A	Los Angeles Chargers	13	22	A	Oakland	7	24
H	Denver	42	3	A	New York Jets (Charlotte, NC)	7	13
A	New York Titans (Mobile, AL)	30	14	H	Dallas Cowboys	17	30
A	Dallas Texans	3	24	1968			
1961				H	Washington	9	3
A	San Diego Chargers	14	27	H	New York Jets	28	14
A	Oakland (Honolulu, HA)	35	17	H	New Orleans	24	23
A	San Diego (Honolulu, HA)	28	42	H	Buffalo (Tulsa, OK)	37	7
A	New York (Greenville, SC)	30	20	H	Dallas Cowboys	19	33
A	Denver (Mobile, AL)	42	20	1969			
1962				H	Buffalo	24	7
H	New York Titans	33	27	H	Baltimore	29	33
A	Denver (Atlanta, GA)	33	17	H	Chicago	19	17
A	Boston (New Orleans, LA)	20	10	H	Dallas Cowboys	11	14
A	Buffalo (Mobile, AL)	14	21	A	New Orleans	30	14
A	Dallas, Texans (Miami, FL)	34	31	1970			
1963				H	Chicago	13	23
A	Denver	10	27	H	New Orleans	10	19
A	New York Jets (Shreveport, LA)	17	0	H	Minnesota	7	14
A	Boston (Lowell, MA)	21	20	H	Dallas Cowboys	37	21
H	San Diego	3	21	A	Los Angeles	3	20
A	Kansas City (Wichita, KS)	23	17	A	Philadelphia	27	7
1964				1971			
A	Boston	38	7	A	Los Angeles Rams (Canton, OH)	6	17
A	San Diego (Little Rock, AK)	36	44	H	New York Giants	35	6
H	Denver	20	32	A	St. Louis	14	16
A	Oakland (Las Vegas, NV)	20	34	H	Philadelphia	21	17
H	Kansas City	17	27	H	Dallas Cowboys	20	28
1965				H	Chicago	37	17
A	New York (Alexandria, VA)	21	16	A	New Orleans	24	17
A	Buffalo	29	7	1972			
H	Boston	27	6	A	Dallas Cowboys	24	25
A	Denver (San Antonio, TX)	25	3	A	Chicago	17	20
A	San Diego (Little Rock, AK)	13	10	H	Green Bay	20	3
1966				H	St. Louis	33	24
H	Oakland	26	17	A	Minnesota	14	26
A	New York (Birmingham, AL)	10	16	H	New Orleans	14	14
A	Buffalo (Little Rock, AK)	16	28	1973			
A	Kansas City	20	31	H	New York Jets	13	16
				H	Chicago	7	34
				A	Green Bay	14	33
				H	Dallas Cowboys	27	24
				H	Baltimore	20	9
				A	New Orleans	10	16
				1974			
				H	New York Giants	16	7
				A	Washington	48	3
				A	Dallas Cowboys	13	19
				H	Atlanta	6	10
				H	Chicago	37	20
				H	New Orleans	16	24

H/A	Hou	Opp	H/A	Hou	Opp
1975			1980		
A	New Orleans	13 7	H	Tampa Bay	7 21
H	Washington	24 13	H	New Orleans	20 17
A	Denver	21 27	A	Dallas Cowboys	13 20
H	Dallas Cowboys	14 17	H	Buffalo	24 7
H	Baltimore	21 26	1981		
A	Chicago	24 13	H	Philadelphia	13 10
1976			A	New Orleans	7 27
A	Kansas City (OT)	3 9	A	Tampa Bay	17 27
H	New Orleans	10 13	A	Dallas Cowboys	20 28
H	New York Giants	14 30	1982		
H	New York Jets	24 27	H	New Orleans	22 20
H	Miami	6 10	H	New York Jets	16 33
A	Dallas Cowboys (OT)	20 26	H	Tampa Bay	21 6
1977			A	Dallas Cowboys	14 20
A	Oakland	0 40	1983		
H	Baltimore	7 14	H	Baltimore	0 15
H	Chicago	10 14	H	Tampa Bay	17 23
H	San Francisco	17 3	A	New Orleans	13 20
H	Dallas Cowboys	23 14	A	Dallas Cowboys	31 34
A	New Orleans	16 20	1984		
1978			A	Tampa Bay	17 30
H	Denver	12 17	H	New York Jets	36 17
H	Philadelphia	10 28	H	New Orleans	19 31
A	Dallas Cowboys	27 13	A	Dallas Cowboys	24 31
H	New Orleans	3 17	1985		
1979			A	New York Giants	20 21
H	New York Jets	14 21	A	Los Angeles Rams	3 7
H	St. Louis	9 7	H	New Orleans Saints	23 20
A	Dallas Cowboys	13 16	H	Kansas City Chiefs	19 24
A	New Orleans	7 10	A	Dallas Cowboys	10 20
1975			1980		
1976			1981		
1977			1982		
1978			1983		
1979			1984		
1980			1985		

H - Home
A - Away

ALL-PRO OILERS

1960	1964
Offense: Bill Groman, WR; Rich Michael, OT; Dave Smith, FB.	Offense: Charles Hennigan, WR; Bob Talamini, OG.
Defense: None.	Defense: Freddy Glick, S.
1961	1965
Offense: Charles Hennigan, WR; Al Jamison, OT; George Blanda, QB; Billy Cannon, HB; Bill Groman, WR.	Offense: Willie Frazier, TE; Bob Talamini, OG.
Defense: Don Floyd, DE; Tony Banfield, CB.	Defense: None.
1962	1966
Offense: Charles Hennigan, WR; Bob Talamini, OG.	Offense: Bob Talamini, OG.
Defense: Don Floyd, DE; Tony Banfield, CB.	Defense: None.
1963	1967
Offense: Bob Talamini, OG.	Offense: Bob Talamini, OG; Walt Suggs, OT.
Defense: Freddy Glick, S.	Defense: Pat Holmes, DE; Miller Farr, CB; George Webster, LB. George Webster chosen Rookie of the Year.

1968

Offense: None.
Defense: George Webster, LB;
 Miller Farr, CB.

1969

Offense: None.
Defense: George Webster, LB.

1970

Offense: Alvin Reed, TE.
Defense: None.

1971

Offense: None.
Defense: Ken Houston, S.

1972

Offense: None.
Defense: Ken Houston, S.

1973

Offense: None.
Defense: Elvin Bethea, DE.

1974

Offense: None.
Defense: Elvin Bethea, DE.

1975

Offense: None.
Defense: Elvin Bethea, DE;
 Curley Culp, MG;
 Robert Brazile, LB.

1976

Offense: None.
Defense: Robert Brazile, LB;
 Curley Culp, MG.

1977

Offense: Ken Burrough, WR;
 Billy Johnson, WR.
Defense: Robert Brazile, OLB;
 Curley Culp, MG.

1978

Offense: Earl Campbell, RB.
Defense: Robert Brazile, OLB;
 Curley Culp, MG;
 Elvin Bethea, DE.

1979

Offense: Earl Campbell, RB;
 Leon Gray, OT;
 Toni Fritsch, K.
Defense: Robert Brazile, LB;
 Elvin Bethea, DE;
 Mike Reinfeldt, S.

1980

Offense: Earl Campbell, RB;
 Leon Gray, OT;
 Dave Casper, TE.
Defense: Robert Brazile, LB;
 Greg Sternick, CB.

1981

Offense: Leon Gray, OT;
 Earl Campbell, RB;
 Carl Roaches, KR.
Defense: Robert Brazile, LB.

1982

Offense: None.
Defense: Robert Brazile, LB.

1983

Offense: Earl Campbell, RB.
Defense: None.

1984

Offense: Mike Munchak, OG.
Defense: None.

1985

Offense: Mike Munchak, OG.
Defense: None.



YEAR-BY-YEAR LEADERS

PASSING

Year	Player	Att.	Comp.	Yds	Pct	Int.	TD	Avg.
1960	George Blanda	363	169	2413	.466	22	25	6.7
1961	George Blanda	362	187	3330	.517	22	36	9.2
1962	George Blanda	418	197	2810	.471	42	27	6.7
1963	George Blanda	423	224	3003	.529	25	24	7.0
1964	George Blanda	505	262	3282	.519	27	17	6.4
1965	George Blanda	442	186	2542	.421	30	20	5.8
1966	George Blanda	271	122	1764	.450	21	17	6.4
1967	Pete Beathard	231	94	1114	.407	14	9	4.8
1968	Pete Beathard	223	105	1559	.471	16	7	6.9
1969	Pete Beathard	370	180	2455	.486	21	10	6.4
1970	Charles Johnson	281	144	1652	.512	12	7	5.9
1971	Dan Pastorini	270	127	1702	.470	21	7	6.3
1972	Dan Pastorini	299	144	1711	.482	11	7	5.7
1973	Dan Pastorini	290	154	1482	.531	17	5	5.1
1974	Dan Pastorini	247	140	1571	.567	10	10	6.4
1975	Dan Pastorini	342	163	2053	.477	16	14	6.0
1976	Dan Pastorini	309	167	1785	.535	10	10	5.7
1977	Dan Pastorini	319	169	1987	.530	18	13	6.2
1978	Dan Pastorini	368	199	2473	.541	17	16	6.7
1979	Dan Pastorini	324	163	2090	.503	18	14	6.5
1980	Ken Stabler	454	293	3202	.645	28	13	7.0
1981	Ken Stabler	285	165	1988	.579	18	14	6.9
1982	Archie Manning	125	66	877	.528	6	6	7.0
1983	Oliver Luck	217	124	1375	.571	13	8	6.3
1984	Warren Moon	450	259	3338	.576	14	12	7.4
1985	Warren Moon	377	200	2709	.531	19	15	7.2

RUSHING

Year	Player	Att.	Yds	Avs	LG	TD
1960	Billy Cannon	152	644	4.2	39	1
1961	Billy Cannon	200	948	4.7	61t	6
1962	Charles Tolar	244	1012	4.1	25	7
1963	Charles Tolar	194	659	3.4	33	3
1964	Sid Blanks	145	756	5.2	91t	6
1965	Ode Burrell	130	528	4.1	63	3
1966	Ode Burrell	122	406	3.3	45	0
1967	Hoyle Granger	236	1194	5.1	67t	6
1968	Hoyle Granger	202	848	4.2	47	7
1969	Hoyle Granger	186	740	4.0	23	3
1970	Joe Dawkins	124	517	4.2	49t	2
1971	Robert Holmes	112	323	2.9	31	4
1972	Fred Willis	134	461	3.4	43	0
1973	Fred Willis	171	579	3.4	25	4
1974	Willie Rodgers	122	413	3.4	20	5
1975	Ronnie Coleman	175	790	4.5	46t	5
1976	Ronnie Coleman	171	684	4.0	39	2
1977	Ronnie Coleman	185	660	3.6	22	5
1978	Earl Campbell	302	1450	4.8	81t	13
1979	Earl Campbell	368	1697	4.6	61t	19
1980	Earl Campbell	373	1934	5.2	55t	13
1981	Earl Campbell	361	1376	3.9	43	10
1982	Earl Campbell	157	538	3.4	22	2
1983	Earl Campbell	322	1301	4.0	42	12
1984	Larry Moriarty	189	785	4.2	51	6
1985	Mike Rozier	133	462	3.5	30	8

SCORING

Year	Player	TD	PAT	FG	TP
1960	George Blanda	4	47	15	115
1961	George Blanda	0	64	16	112
1962	George Blanda	0	48	11	81
1963	George Blanda	0	37	9	64
1964	George Blanda	0	38	13	76
1965	George Blanda	0	28	11	61
1966	George Blanda	0	39	16	87
1967	John Wittenborn	0	30	14	72
1968	Wayne Walker	0	26	8	50
1969	Roy Gerela	0	29	19	86
1970	Roy Gerela	0	23	18	77
1971	Mark Mosley	0	25	16	73

1972	Skip Butler	0	12	16	51
1973	Skip Butler	0	15	21	66
1974	Skip Butler	0	29	9	56
1975	Skip Butler	0	31	18	85
1976	Skip Butler	0	24	16	72
1977	Toni Fritsch	0	19	12	55
1978	Earl Campbell	13	0	0	78
1979	Earl Campbell	19	0	0	114
1980	Toni Fritsch	0	26	19	83
1981	Toni Fritsch	0	32	15	77
1982	Dave Casper	6	0	0	36
1983	Florian Kempf	0	33	17	84
1984	Joe Cooper	0	13	11	46
1985	Tony Zendejas	0	29	21	92

PUNT RETURNS

Year	Player	No.	Yds	Avg.	LG	TD
1960	Billy Cannon	4	96	24.0	51	0
1961	Billy Cannon	9	70	7.8	20	0
1962	Bobby Jancik	14	164	31.7	21	0
1963	Bobby Jancik	13	145	11.2	56	0
1964	Bobby Jancik	14	220	15.7	82t	1
1965	Bobby Jancik	12	85	7.1	25	0
1966	Ode Burrell	8	76	9.5	29	0
1967	Larry Carwell	9	154	17.1	54	0
1968	Sid Blanks	22	179	8.1	39	0
1969	Jerry LeVias	35	292	8.3	46	0
1970	Jerry LeVias	25	213	8.5	33	0
1971	Linzy Cole	14	107	7.6	31	0
1972	Ken Houston	25	148	5.9	33	0
1973	Jeff Severson	16	126	7.9	74	0
1974	Billy Johnson	30	309	13.6	49	0
1975	Billy Johnson	40	612	15.3	83t	3
1976	Billy Johnson	39	397	10.2	46	0
1977	Billy Johnson	35	539	15.4	87t	2
1978	Ronnie Coleman	16	142	8.9	32	0
1979	Richard Ellender	31	203	6.5	36	0
1980	Carl Roaches	47	384	8.2	68	0
1981	Carl Roaches	39	296	7.6	40	0
1982	Carl Roaches	19	104	5.5	25	0
1983	Carl Roaches	20	159	8.0	23	0
1984	Carl Roaches	26	152	5.8	18	0
1985	Willie Drewrey	24	215	9.0	23	0

KICKOFF RETURNS

Year	Player	No.	Yds	Avg.	LG	TD
1960	Ken Hall	19	594	31.3	104t	1
1961	Billy Cannon	18	439	24.4	47	0
1962	Bobby Jancik	24	726	30.3	61	0
1963	Bobby Jancik	45	1315	29.3	53	0
1964	Ode Burrell	17	449	26.4	93t	1
1965	Bobby Jancik	18	430	23.9	43	0
1966	Bobby Jancik	34	875	25.7	53	0
1967	Zeke Moore	14	405	28.9	92	1
1968	Zeke Moore	32	787	24.6	45	0
1969	Jerry LeVias	38	940	24.7	87	0
1970	Jerry LeVias	26	598	23.0	37	0
1971	Linzy Cole	32	834	26.1	45	0
1972	Willie Rodgers	17	335	19.7	31	0
1973	Bob Gresham	27	723	26.8	103t	1
1974	Billy Johnson	29	785	27.1	67	0
1975	Billy Johnson	33	798	24.2	81t	1
1976	Billy Johnson	26	579	22.2	53	0
1977	Billy Johnson	25	630	25.2	76t	1
1978	Johnnie Dirden	32	780	24.4	60	0
1979	Richard Ellender	24	514	21.4	35	0
1980	Carl Roaches	37	746	20.2	46	0
1981	Carl Roaches	28	769	27.5	96t	1
1982	Carl Roaches	21	441	21.0	45	0
1983	Steve Brown	31	795	25.6	93t	1
1984	Carl Roaches	30	679	22.6	49	0
1985	Willie Drewrey	26	642	24.7	52	0

INTERCEPTIONS

Year	Player	No.	Yds	Avg.	TD
1960	Mark Johnson	4	42	10.5	0
	Dennit Morris	4	32	8.0	0
	Julian Spence	4	5	1.3	0
1961	Jim Norton	9	150	16.7	0
1962	Jim Norton	8	75	9.4	0
1963	Fred Glick	12	180	15.0	0
1964	Pete Jaquess	8	141	17.6	1
1965	W.K. Hicks	9	156	17.3	0
1966	Jim Norton	4	125	31.3	0
	Fred Glick	4	47	11.8	0
1967	Miller Farr	10	264	26.4	3
1968	Ken Houston	5	160	32.0	2
1969	Miller Farr	6	48	8.0	0
1970	Zeke Moore	6	85	14.2	0
1971	Ken Houston	9	220	24.4	4
1972	Bob Atkins	2	18.5	0	0
	John Charles	2	6	3.0	0
1973	Guy Roberts	4	54	13.8	0
	Jeff Severson	4	24	6.0	0
1974	Bob Atkins	6	85	14.2	0
1975	Zeke Moore	5	137	27.4	0
1976	C.L. Whittington	5	103	20.6	0
1977	Mike Reinfeldt	5	78	15.6	0
1978	Willie Alexander	5	51	10.2	0
1979	Mike Reinfeldt	12	205	17.1	0
1980	Jack Tatum	7	100	14.3	0
1981	Greg Stemrick	3	94	31.3	0
	Carter Hartwig	3	78	26.0	0
1982	Robert Brazile	1	31	31.0	0
	Gregg Bingham	1	8	8.0	0
	Vernon Perry	1	8	8.0	0
1983	Willie Tullis	5	65	13.0	0
1984	Willie Tullis	4	48	12.0	0
1985	Steve Brown	5	41	8.2	0

RECEIVING

Year	Player	TC	Yds	Avs	LG	TD
1960	Bill Groman	72	1473	20.5	80t	12
1961	Charles Hennigan	82	1746	21.3	80t	12
1962	Charles Hennigan	54	867	16.1	75t	8
1963	Charles Hennigan	61	1051	17.2	83t	10
1964	Charles Hennigan	101	1561	15.5	53t	8
1965	Ode Burrell	55	650	11.8	52t	4
1966	Charles Frazier	57	1129	19.8	79t	12
1967	Hoyle Granger	31	300	9.6	43	3
1968	Alvin Reed	46	747	16.2	60	5
1969	Alvin Reed	51	664	13.0	43	2
1970	Alvin Reed	47	604	12.9	34	2
1971	Jim Beirne	38	550	14.5	40	1
1972	Fred Willis	45	297	6.6	27	2
1973	Fred Willis	57	371	6.5	50	1
1974	Ken Burrough	36	492	13.7	51	2
1975	Ken Burrough	53	1063	20.1	77t	8
1976	Ken Burrough	51	932	18.2	69	7
1977	Ken Burrough	43	816	19.0	85t	8
1978	Ken Burrough	47	624	13.3	44	2
1979	Ken Burrough	40	752	18.8	55t	6
1980	Mike Barber	59	712	12.1	79t	5
1981	Ken Burrough	40	668	16.7	71t	7
1982	Dave Casper	36	573	15.9	38	6
1983	Tim Smith	83	1176	14.2	47t	6
1984	Tim Smith	69	1141	16.5	75t	4
1985	Butch Woolfolk	80	814	10.2	80t	4

TOP PERFORMANCES

100-YARD RUSHERS

Player	Att.	Yards	Opponent	Year
Dave Smith	12	107	New York	1960
Billy Cannon	16	105	Denver	1960
Dave Smith	19	104	Oakland	1960
Billy Cannon	25	216	New York	1961
Billy Cannon	21	145	Oakland	1961
Billy Cannon	11	118	Denver	1961
Charlie Tolar	18	101	Oakland	1961
Charlie Tolar	18	142	San Diego	1962
Dave Smith	20	114	New York	1962
Charlie Tolar	24	110	Dallas	1962
Charlie Tolar	17	109	Buffalo	1962
Charlie Tolar	29	107	New York	1962
Charlie Tolar	28	105	Oakland	1962
Billy Cannon	9	103	New York	1962
Sid Blanks	21	179	New York	1963
Sid Blanks	6	127	Oakland	1964
Ode Burrell	14	112	Kansas City	1965
Hoyle Granger	19	183	San Diego	1966
Hoyle Granger	21	160	Miami	1967
Hoyle Granger	22	142	Denver	1967
Woody Campbell	18	141	Miami	1967
Hoyle Granger	20	138	Denver	1967
Hoyle Granger	22	124	Boston	1967
Hoyle Granger	25	111	Miami	1967
Hoyle Granger	27	107	San Diego	1967
Woody Campbell	16	101	Denver	1967
Hoyle Granger	13	101	Kansas City	1967
Hoyle Granger	18	104	Boston	1968
Hoyle Granger	25	139	Boston	1969
Roy Hopkins	14	107	Denver	1969
Hoyle Granger	15	104	Cincinnati	1969
Joe Dawkins	22	143	Cleveland	1970
Fred Willis	21	119	Philadelphia	1972
Paul Robinson	20	100	Cincinnati	1973
Ronnie Coleman	21	123	San Diego	1974
Ronnie Coleman	16	112	San Diego	1975
Don Hardeman	27	107	San Diego	1975
Ronnie Coleman	14	110	Cleveland	1975
Ronnie Coleman	25	142	Tampa	1976
Ronnie Coleman	26	114	Pittsburgh	1977
Rob Carpenter	19	120	Oakland	1977
Rob Carpenter	14	149	Kansas City	1977
Ronnie Coleman	15	101	Kansas City	1977
Earl Campbell	15	137	Atlanta	1978
Earl Campbell	22	107	Kansas City	1978
Earl Campbell	25	104	Oakland	1978
Earl Campbell	19	105	Buffalo	1978
Earl Campbell	18	102	Cincinnati	1978
Earl Campbell	28	199	Miami	1978
Earl Campbell	27	122	Cincinnati	1978
Earl Campbell	27	118	New England	1978
Earl Campbell	32	166	Washington	1979
Earl Campbell	32	131	Kansas City	1979
Earl Campbell	34	158	Cincinnati	1979
Earl Campbell	22	149	Baltimore	1979
Earl Campbell	32	120	Miami	1979
Earl Campbell	32	107	Oakland	1979
Earl Campbell	19	112	Cincinnati	1979
Earl Campbell	33	195	Dallas	1979
Earl Campbell	22	108	Cleveland	1979
Earl Campbell	33	109	Pittsburgh	1979
Earl Campbell	16	134	Philadelphia	1979
Earl Campbell	15	106	Cleveland	1980
Earl Campbell	38	178	Kansas City	1980
Earl Campbell	33	203	Tampa Bay	1980
Earl Campbell	27	202	Cincinnati	1980

Earl Campbell	36	157	Denver	1980
Earl Campbell	30	130	New England	1980
Earl Campbell	31	206	Chicago	1980
Earl Campbell	27	109	Cleveland	1980
Earl Campbell	36	181	Green Bay	1980
Earl Campbell	29	203	Minnesota	1980
Rob Carpenter	24	114	Baltimore	1980
Earl Campbell	27	122	Los Angeles	1981
Earl Campbell	37	182	Cincinnati	1981
Earl Campbell	39	186	Seattle	1981
Earl Campbell	30	142	Seattle	1982
Earl Campbell	27	123	Green Bay	1984
Earl Campbell	30	142	Buffalo	1984
Earl Campbell	19	101	Denver	1984
Earl Campbell	29	130	Minnesota	1984
Earl Campbell	28	107	Detroit	1984
Earl Campbell	28	138	Miami	1984
Earl Campbell	32	130	Cleveland	1984
Larry Moriarty	29	117	Kansas City	1984
Larry Moriarty	23	138	N.Y. Jets	1984
Larry Moriarty	24	102	L.A. Rams	1984
Butch Woolfolk	14	101	Kansas City	1985

300-YARD PASSERS

Player	Att.	Comp.	Yards	TD	Opponent	Year
George Blanda	55	31	366	3	Los Angeles	1960
Jacky Lee	38	21	331	1	Boston	1960
George Blanda	32	16	301	3	Los Angeles	1960*
Jacky Lee	41	27	457	2	Boston	1961
George Blanda	32	18	464	4	Buffalo	1961
George Blanda	32	20	418	7	New York	1961
George Blanda	33	20	351	4	San Diego	1961
George Blanda	31	18	350	4	Oakland	1961
George Blanda	36	20	386	3	Boston	1962
George Blanda	32	20	342	5	Oakland	1963
George Blanda	37	25	308	1	New York	1963
George Blanda	68	37	393	1	Buffalo	1964
George Blanda	37	22	312	1	San Diego	1964
George Blanda	44	20	328	2	Boston	1964
George Blanda	33	19	304	5	Kansas City	1965
George Blanda	60	27	308	2	Oakland	1965
George Blanda	54	23	303	2	Buffalo	1966
George Blanda	37	15	300	5	Denver	1966
Don Trull	45	23	329	3	Boston	1966
Pete Beathard	41	20	338	2	Denver	1969
Lynn Dickey	32	22	340	3	Baltimore	1973
Dan Pastorini	36	22	343	0	Oakland	1973
Dan Pastorini	40	26	354	1	St. Louis	1974
Dan Pastorini	39	25	329	3	San Diego	1976
Ken Stabler	51	33	338	4	New York	1980
Gifford Nielsen	37	24	377	3	Pittsburgh	1981
Archie Manning	34	22	348	1	Green Bay	1983
Archie Manning	35	16	300	1	Pittsburgh	1983
Warren Moon	43	23	365	0	Indianapolis	1984
Warren Moon	33	25	356	2	San Francisco	1984
Warren Moon	45	27	303	1	Pittsburgh	1984
Warren Moon	31	19	306	0	Cleveland	1984
Warren Moon	47	26	330	2	N.Y. Giants	1985
Warren Moon	48	22	339	2	Cleveland	1985
Warren Moon	40	22	364	2	Indianapolis	1985

*denotes AFL Championship Game

Interception Return		Distance			
1960	Mark Johnston	33	1973	Joe Blahak	87
1961	Tony Banfield	58	1974	Bob Atkins	36
1962	Jim Norton	36	1975	Zeke Moore	74
1963	Mark Johnston	90	1976	C.L. Whittington	50
1964	Pete Jaquess	98	1977	Willie Alexander	95
1965	Gary Cutsinger	72	1978	Greg Stemrick	38
1966	Jim Norton	56	1979	J.C. Wilson	66
1967	Miller Farr	67	1980	Vernon Perry	42
1968	Ken Houston	66	1981	Greg Stemrick	38
1969	Ken Houston/ Zeke Moore	51	1982	Robert Brazile	31
1970	Leroy Mitchell	35	1983	Willie Tullis	44
1971	John Charles	51	1984	Steve Brown	26
1972	Bob Atkins/ Benny Johnson	34	1985	Bo Eason	55

Pass Play		Distance
1960	Jacky Lee to Bill Groman	92
1961	Jacky Lee to Bill Groman	80
1962	Jacky Lee to Willard Dewveall	98
1963	George Blanda to Charley Frazier	80
1964	George Blanda to Willie Frazier	80
1965	George Blanda to Dick Compton	95
1966	George Blanda to Willie Frazier	79
1967	Don Trull to Willie Frazier	53
1968	Pete Beathard to Jim Bierne	66
1969	Pete Beathard to Charley Joiner	86
1970	Jerry Rhome to Charley Joiner	87
1971	Charley Johnson to Charley Joiner	70
1972	Dan Pastorini to Charley Joiner	82
1973	Lynn Dickey to Billy Parks	66
1974	Dan Pastorini to Mike Montgomery	65
1975	Dan Pastorini to Kenny Burrough	77
1976	John Hadl to Ken Burrough	69
1977	Dan Pastorini to Ken Burrough	85
1978	Dan Pastorini to Robert Woods	80
1979	Dan Pastorini to Ken Burrough	55
1980	Ken Stabler to Mike Barber	79
1981	Ken Stabler to Ken Burrough	71
1982	Archie Manning to Mike Renfro	54
1983	Oliver Luck to Earl Campbell	66
1984	Warren Moon to Herkie Walls	76
1985	Warren Moon to Butch Woolfolk	80



YEAR-BY-YEAR OFFENSE/DEFENSE

OILER OFFENSE YEAR-BY-YEAR

Year	Total Plays	First Downs	Rush Yards	Pass Yards	Total Yards	Total Points
1960	929	262	1565	3352	4917	379
1961	959	293	1896	4392	6288	513
1962	932	255	1742	3229	4971	387
1963	843	254	1194	3210	4404	302
1964	942	291	1362	3576	4874	310
1965	905	229	1175	2813	3988	298
1966	901	246	1515	2897	4412	335
1967	829	207	2122	1390	3519	258
1968	907	240	1804	2458	4352	303
1969	966	256	1706	2825	4531	278
1970	922	232	1556	2768	4324	217
1971	815	201	1106	2643	3749	251
1972	817	183	1521	2045	3566	164
1973	840	193	1388	1919	3307	199
1974	817	200	1354	1983	3337	243
1975	900	234	2068	1869	3937	293
1976	839	199	1498	2072	3570	222
1977	857	226	1998	1875	3873	299
1978	994	276	2476	2338	4824	283
1979	1034	268	2571	2256	4827	362
1980	1038	329	2635	3007	5642	295
1981	945	241	1734	2777	4511	281
1982	551	138	799	1574	2373	136
1983	1033	295	1998	2899	4897	288
1984	969	284	1656	3228	4884	240
1985	998	270	1570	3082	4652	284

Bold Face Denotes Club Record

OILER DEFENSE YEAR-BY-YEAR

Year	Total Plays	First Downs	Rush Yards	Pass Yards	Total Yards	Total Points
1960	995	282	1027	3874	4891	285
1961	877	235	1634	2392	4026	241
1962	848	217	1569	2561	4130	270
1963	870	256	1981	2600	4581	372
1964	896	267	1989	3315	5241	355
1965	946	271	2683	2470	5153	429
1966	867	244	1778	3162	4940	396
1967	910	233	1637	2455	4051	199
1968	853	198	1704	1671	3375	248
1969	843	183	1556	2217	3773	279
1970	840	227	1793	2851	4644	352
1971	880	237	1684	2207	2891	330
1972	894	262	2595	2312	4908	380
1973	909	274	2410	2237	4647	447
1974	919	267	2070	2376	4446	282
1975	952	264	1680	2457	4137	226
1976	885	226	2072	1915	3986	273
1977	906	246	1802	2142	3944	230
1978	1077	292	2072	2842	4914	298
1979	1040	304	2225	2765	4990	331
1980	932	259	1811	2801	4612	251
1981	1084	325	2411	3315	5726	355
1982	610	187	1255	2213	3438	245
1983	1031	332	2787	2845	5632	460
1984	1075	345	2789	3179	5968	437
1985	1091	356	2814	3341	6155	412

Bold Face Denotes Club Record

1960-77 — 14 games

1978-81, 1983-85 — 16 games

1982 — 9 games

Regular Season Games Only

HOME/AWAY RECORDS

HOME RECORD					ROAD RECORD				
Year	W	L	T	Pct.	Year	W	L	T	Pct.
1960	6	1	0	.857	1960	4	3	0	.571
1961	6	1	0	.857	1961	4	2	1	.643
1962	6	1	0	.857	1962	5	2	0	.714
1963	4	3	0	.571	1963	2	5	0	.286
1964	3	4	0	.429	1964	1	6	0	.143
1965	3	4	0	.429	1965	1	6	0	.143
1966	3	4	0	.429	1966	0	7	0	.000
1967	5	2	0	.714	1967	4	2	1	.643
1968	3	4	0	.429	1968	4	3	0	.571
1969	4	2	1	.643	1969	2	4	1	.357
1970	1	6	0	.143	1970	2	4	1	.357
1971	3	3	1	.500	1971	1	6	0	.143
1972	1	6	0	.143	1972	0	7	0	.000
1973	0	7	0	.000	1973	1	6	0	.143
1974	3	4	0	.429	1974	4	3	0	.571
1975	5	2	0	.714	1975	5	2	0	.714
1976	3	4	0	.429	1976	2	5	0	.286
1977	5	2	0	.714	1977	3	4	0	.429
1978	5	3	0	.625	1978	5	3	0	.625
1979	6	2	0	.750	1979	5	3	0	.625
1980	6	2	0	.750	1980	5	3	0	.625
1981	5	3	0	.625	1981	2	6	0	.250
1982	1	4	0	.200	1982	0	4	0	.000
1983	2	6	0	.250	1983	0	8	0	.000
1984	2	6	0	.250	1984	1	7	0	.125
1985	4	4	0	.500	1985	1	7	0	.125

26-YEAR TOTALS (Regular Season Only)

	W	L	T	Pct.
Home Games	95	90	2	.511
Road Games	64	118	4	.355
Totals	159	208	6	.434

OILERS TOP TEN ATTENDANCE FIGURES

Home Games

Year	Opponent	Date	Crowd
1980	Pittsburgh	12/4	55,452A*
1980	Cleveland	11/30	55,452A*
1979	Pittsburgh	12/10	55,293A*
1980	Minnesota	12/21	55,181A*
1978	Pittsburgh	12/3	55,133A*
1980	New England	11/10	54,202A*
1980	Tampa Bay	10/19	53,092A*
1979	St. Louis	10/7	53,043A*
1980	Cincinnati	10/26	52,924A*
1965	New York Jets	9/4	52,680R

A—Astrodome

R—Rice

*Standing Room Only

Road Games

Year	Opponent	Date	Crowd
1980	Cleveland	9/15	80,243
1974	Buffalo	11/10	80,020
1981	Cleveland	9/13	79,483
1973	Kansas City	11/18	78,000
1972	Miami	9/24	77,821
1985	Denver	10/6	75,100
1980	Kansas City	9/12	75,048
1970	Cleveland	11/10	74,723
1980	Denver	11/2	74,717
1981	Kansas City	11/15	73,984

(Tickets Distributed)

ALL-TIME ATTENDANCE TOTALS

(Includes pre-season games)

Year	Home Games	Attendance	Average	Stadium
1960	8	190,636	21,182	Jeppesen
1961	7	197,016	28,145	Jeppesen
1962	8	219,227	27,403	Jeppesen
1963	8	187,011	23,376	Jeppesen
1964	9	191,444	21,271	Jeppesen
1965	8	260,999	32,624	Rice
1966	8	214,831	26,854	Rice
1967	9	254,616	28,290	Rice
1968	11	460,628	41,875	Astrodome
1969	11	494,220	44,929	Astrodome
1970	11	472,072	42,916	Astrodome
1971	11	470,598	42,781	Astrodome
1972	11	453,821	41,256	Astrodome
1973	11	418,896	38,081	Astrodome
1974	11	377,003	34,273	Astrodome
1975	10	462,515	46,252	Astrodome
1976	11	493,855	44,895	Astrodome
1977	11	509,676	46,334	Astrodome
1978	11	552,025	50,184	Astrodome
1979	11	565,481	51,407	Astrodome
1980	11	579,712	52,712	Astrodome
1981	9	400,283	44,476	Astrodome
1982	8	326,513	40,814	Astrodome
1983	10	400,864	40,086	Astrodome
1984	10	407,520	40,752	Astrodome
1985	9	365,946	40,661	Astrodome
Totals	253	9,927,408	39,239	

Year	Road Games	Attendance	Average
1960	11	243,111	22,101
1961	12	180,077	15,006
1962	11	250,427	22,755
1963	11	243,891	22,171
1964	10	251,094	25,109
1965	11	263,345	23,940
1966	10	330,134	33,013
1967	10	354,283	35,428
1968	8	307,372	38,421
1969	9	410,850	45,650
1970	9	432,000	48,000
1971	10	490,005	49,001
1972	9	512,217	51,222
1973	9	431,969	47,996
1974	9	465,782	51,753
1975	10	538,765	53,877
1976	9	474,720	52,746
1977	9	474,256	52,695
1978	9	523,317	58,146
1979	10	584,774	58,477
1980	9	564,716	62,750
1981	11	685,948	62,359
1982	5	262,323	52,465
1983	10	500,568	50,056
1984	10	470,762	47,076
1985	12	577,842	48,154
Totals	253	10,824,548	42,785

OILERS INDIVIDUAL RECORDS

SERVICE**Most Seasons**

Career	16	Elvin Bethea (1968-83)
	12	Gregg Bingham (1973-84)
	12	Ken Burrough (1971-82)
	11	Zeke Moore (1967-77)

Most Games Regular Season Only

Career	210	Elvin Bethea (1968-83)
	173	Gregg Bingham (1973-84)
	147	Robert Brazile (1975-84)
	145	Zeke Moore (1967-77)
	144	Ken Burrough (1971-82)

Most Consecutive Games Played (Regular Season Only)

	147	Robert Brazile (1975-84)
	135	Elvin Bethea (1968-77)
	134	Gregg Bingham (1973-81)

SCORING**Most Total Points**

Career	596	George Blanda (1960-66) 4 TD, 299 PAT, 91 FG
	438	Earl Campbell (1978-84) 73 TD
	392	Toni Fritsch (1977-81) 149 PAT, 81 FG
	306	Charles Hennigan (1960-66) 51 TD

Most Touchdowns

Career	73	Earl Campbell (1978-84)
	51	Charles Hennigan (1960-66)
	47	Kenny Burrough (1971-82)
Season	19	Earl Campbell (1979)
	18	Bill Groman (1961)
Game	5	Billy Cannon (12/10/61 vs. N.Y. Titans)

Most Field Goals

Career	91	George Blanda (1960-66)
	81	Toni Fritsch (1977-81)
	70	Skip Butler (1972-77)
Season	21	Toni Fritsch (1979)
	21	Tony Zendejas (1985)
	19	Roy Gerela (1969)
	19	Toni Fritsch (1980)
Game	6	Skip Butler (10/12/75 vs. Cleveland)

Longest Field Goal

	55	George Blanda (12/3/61 vs. San Diego)
	54	George Blanda (11/12/62 vs. Oakland)
	54	Skip Butler (9/19/76 vs. Buffalo)

Most Field Goal Attempts

Career	189	George Blanda (1960-66)
	121	Skip Butler (1972-77)
	105	Toni Fritsch (1977-81)
Season	40	Roy Gerela (1969)
	34	George Blanda (1960)
Game	6	Skip Butler (10/12/75 vs. Cleveland)

Most Extra Points

Career	299	George Blanda (1960-66)
	149	Toni Fritsch (1977-81)
	122	Skip Butler (1972-77)
Season	64	George Blanda (1961)
	48	George Blanda (1962)
Game	7	George Blanda (11/5/61 vs. N.Y. Titans)

RUSHING**Most Yards Rushing**

Career	8,574	Earl Campbell (1978-84)
	3,339	Hoyle Granger (1966-70, 72)
	3,277	Charles Tolar (1960-66)
Season	1,934	Earl Campbell (1980)
	1,697	Earl Campbell (1979)
	1,450	Earl Campbell (1978)
Game	216	Billy Cannon (12/10/61 vs. N.Y. Titans)
	206	Earl Campbell (11/16/80 vs. Chicago)

Most Rushing Attempts

Career	1,979	Earl Campbell (1978-84)
	907	Charles Tolar (1960-70)
	732	Hoyle Granger (1966-70, 72)
	697	Ronnie Coleman (1974-81)

Season	373	Earl Campbell (1980)
	368	Earl Campbell (1979)
	361	Earl Campbell (1981)
Game	39	Earl Campbell (10/11/81 vs. Seattle)
	38	Earl Campbell (10/12/80 vs. Denver)
	37	Earl Campbell (10/4/81 vs. Cincinnati)

Most Touchdowns Rushing

Career	73	Earl Campbell (1978-84)
	20	Charles Tolar (1960-66)
Season	19	Earl Campbell (1979)
	13	Earl Campbell (1978 and 1980)
Game	4	Earl Campbell (11/20/78 vs. Miami)

Best Rushing Average

Career	4.56	Hoyle Granger (1966-70)
(Minimum 4.33 1500 yds)		Earl Campbell (1978-84)
Season	5.21	Sid Blanks (1964)
	5.18	Hoyle Granger (1967)

Longest Rushing Plays

	91	Sid Blanks (12/13/64 vs. N.Y. Jets)
	81	Earl Campbell (11/20/78 vs. Miami)
	80	Larry Morlarty (9/11/83 vs. Raiders)
	77	Rob Carpenter (11/27/77 vs. Kansas City)

Most Yards Rushing (Rookie Season)

	1,450	Earl Campbell (1978)
	756	Sid Blanks (1964)

PASSING

Most Passing Yards

Career	19,149	George Blanda (1960-66)
	16,846	Dan Pastorini (1971-79)
Season	3,338	Warren Moon (1984)
	3,330	George Blanda (1961)
	3,202	Ken Stabler (1980)
	2,709	Warren Moon (1985)
	2,473	Dan Pastorini (1978)
Game	464	George Blanda (10/29/61 vs. Buffalo)

Most Passing Attempts

Career	2,784	George Blanda (1960-66)
	2,767	Dan Pastorini (1971-79)
Season	505	George Blanda (1964)
	454	Ken Stabler (1980)
	450	Warren Moon (1984)
	377	Warren Moon (1985)
	370	Pete Beathard (1969)
Game	68	George Blanda (11/1/64 vs. Buffalo)
	60	George Blanda (11/7/65 vs. Oakland)

Most Passes Completed

Career	1,426	Dan Pastorini (1971-79)
	1,347	George Blanda (1960-66)
Season	293	Ken Stabler (1980)
	262	George Blanda (1962)
	259	Warren Moon (1984)
	200	Warren Moon (1985)
	199	Dan Pastorini (1978)
Game	37	George Blanda (11/1/64 vs. Buffalo)
	33	Ken Stabler (11/23/80 vs. N.Y. Jets)

Most Touchdown Passes

Career	165	George Blanda (1960-66)
	96	Dan Pastorini (1971-79)
	41	Jacky Lee (1960-63, 66-67)
Season	36	George Blanda (1961)
	27	George Blanda (1962)
	24	George Blanda (1960 and 1963)
Game	7	George Blanda (11/19/61 vs. N.Y. Titans)
	6	George Blanda (10/14/62 vs. N.Y. Titans)

Most Passes Had Intercepted

Career	189	George Blanda (1960-66)
	139	Dan Pastorini (1971-79)
Season	42	George Blanda (1962)
	28	Ken Stabler (1980)
	21	Dan Pastorini (1971)
	21	Pete Beathard (1969)
Game	6	George Blanda (9/9/62 vs. Buffalo)
	6	George Blanda (11/14/65 vs. Denver)

Longest Passing Plays

98	TD-Willard Dewveall from Jacky Lee (11/25/62 vs. San Diego)
95	TD-Dick Compton from George Blanda (12/5/65 vs. Buffalo)
92	TD-Bill Groman from Jacky Lee (11/20/60 vs. Denver)

Highest Passing Percentage

Career	60.2	Ken Stabler (1980-81)
(Minimum	55.5	Warren Moon (1984)
400	57.6	Warren Moon (1984)
attempts)	52.7	Lynn Dickey (1971-75)
	51.5	Dan Pastorini (1971-79)
	51.5	Jacky Lee (1960-63, 66-67)
Season	64.5	Ken Stabler (1980)
	57.9	Ken Stabler (1981)
	57.6	Warren Moon (1984)

PASS RECEIVING

Most Receptions

Career	410	Charles Hennigan (1960-66)
	408	Ken Burrough (1971-82)
	202	Tim Smith (1980-85)
	199	Alvin Reed (1967-72)
Season	101	Charles Hennigan (1964)
	83	Tim Smith (1983)
	82	Charles Hennigan (1961)
	80	Butch Woolfolk (1985)
Game	13	Charles Hennigan (10/13/61 vs. Boston)
	12	Sid Blanks (9/12/64 vs. San Diego)
	12	Charles Hennigan (11/1/64 vs. Buffalo)
	12	Charles Hennigan (11/29/64 vs. Boston)

Most Yards Receiving

Career	6,907	Ken Burrough (1971-82)
	6,838	Charles Hennigan (1960-66)
Season	1,746	Charles Hennigan (1961)
	1,561	Charles Hennigan (1964)
Game	272	Charles Hennigan (10/13/61 vs. Boston)
	232	Charles Hennigan (10/29/61 vs. Buffalo)
	210	Drew Hill (12/22/85 vs. Indianapolis)

Most Touchdowns Receiving

Career	51	Charles Hennigan (1960-66)
	47	Ken Burrough (1971-82)
	32	Bill Groman (1960-62)
Season	17	Bill Groman (1961)
	12	Bill Groman (1960)
	12	Charles Hennigan (1961)
	12	Charles Frazier (1966)
Game	3	10 Players, last by Dave Casper vs. Pittsburgh (12/20/81)

Most Consecutive Games Caught Passes

52	Ken Burrough (1971-77)
33	Bob McLeod (1961-64)
28	Chris Dressel (1983-84)

PUNTING

Most Punts

Career	519	Jim Norton (1960-68)
	429	Cliff Parsley (1977-82)
Season	93	Cliff Parsley (1979)
	91	Cliff Parsley (1978)
Game	10	Jim Norton (10/20/63 vs. Buffalo)
	10	Dan Pastorini (10/3/76 vs. New Orleans)
	10	Le Roy Clark (12/11/76 vs. Pittsburgh)
	10	Dan Pastorini (10/15/72 vs. Pittsburgh)
	10	John James (10/30/83 vs. Cleveland, 9/2/84 vs. Raiders, and 11/11/84 vs. Kansas City)

Best Average Punting

career		
(minimum	42.3	Jim Norton (1960-68)
100 punts)		
Season	44.2	Jim Norton (1965)

Longest Punts

79	Jim Norton (11/22/64 vs. Kansas City)
74	Dan Pastorini (10/24/76 vs. Cincinnati)

PUNT RETURNS

Most Punt Returns

Career	155	Billy Johnson (1974-80)
	151	Carl Roaches (1980-84)
Season	47	Carl Roaches (1980)
	40	Billy Johnson (1975)
	39	Carl Roaches (1981)
	38	Billy Johnson (1976)
Game	7	Billy Johnson (9/12/76 vs. Tampa Bay)

Most Touchdowns Punt Returns

Career	5	Billy Johnson (1974-80)
Season	3	Billy Johnson (1975)
Game	1	7 players, last time Billy Johnson (12/11/77 vs. Cleveland)

Most Yards Punt Returns

Career	2,040	Billy Johnson (1974-80)
	1,095	Carl Roaches (1980-84)
Season	612	Billy Johnson (1975)
	539	Billy Johnson (1977)

Best Average Punt Returns

Career	13.2	Billy Johnson (1974-80)
Season	15.4	Billy Johnson (1977)

Longest Punt Returns

87t	Billy Johnson (10/16/77 vs. Cleveland)
83t	Billy Johnson (11/16/75 vs. Miami)

KICKOFF RETURNS

Most Kickoff Returns

Career	158	Bobby Jancik (1962-67)
	150	Carl Roaches (1980-84)
	121	Billy Johnson (1974-80)
Season	45	Bobby Jancik (1963)
	38	Jerry LeVias (1969)
Game	8	Bobby Jancik (12/8/63 vs. Boston)
	8	Bobby Jancik (12/22/63 vs. Oakland)

Most Kickoff Returns Yards

Career	4,181	Bobby Jancik (1962-67)
	3,276	Carl Roaches (1980-84)
	2,902	Billy Johnson (1974-80)
Season	1,317	Bobby Jancik (1963)
	940	Jerry LeVias (1969)

Most Touchdowns Kickoff Returns

Career	2	Billy Johnson (1974-80)
	2	Carl Roaches (1980-84)
Season and Game (same)	1	Ten players, last by Carl Roaches (9/18/83 vs. Pittsburgh) and Steve Brown (12/11/83 vs. Cleveland)

Best Average Kickoff Returns

Career	26.4	Bobby Jancik (1962-67)
	23.9	Billy Johnson (1974-80)
	21.8	Carl Roaches (1980-84)
Season	31.2	Ken Hall (1960)

Longest Kickoff Returns

104	TD-Ken Hall (10/23/60 vs. N.Y. Titans)
103	TD-Bob Gresham (9/23/73 vs. Cincinnati)
97	TD-Carl Roaches (9/18/83 vs. Pittsburgh)
96	TD-Carl Roaches (10/4/81 vs. Cincinnati)
95	TD-Willie Tullis (9/6/81 vs. Los Angeles Rams)

INTERCEPTIONS

Most Interceptions

Career	45	Jim Norton (1960-68)
	30	Fred Gluck (1961-66)
Season	12	Fred Gluck (1963)
	12	Mike Reinfeldt (1979)
	10	Miller Farr (1967)
Game	3	By five players, last by Willie Alexander (11/14/71) vs. Oakland)

Most Touchdowns Interception Returns

Career	9	Ken Houston (1967-72)
Season	4	Ken Houston (1971)
Game	2	Miller Farr (12/7/68 vs. Buffalo)
	2	Ken Houston (12/19/71 vs. San Diego)

Most Yards Interceptions Returned

Career	650	Ken Houston (1967-72)
	592	Jim Norton (1960-68)
	484	Miller Farr (1967-69)
Season	264	Miller Farr (1967)
	220	Ken Houston (1971)
	205	Mike Reinfeldt (1979)
Game	128	Miller Farr (10/15/67 vs. N.Y. Jets)

Longest Interceptions Returns

98	TD-Pete Jaquess (9/16/64 vs. Oakland)
95	TD-Willie Alexander (10/25/77 vs. Green Bay)
90	TD-Mark Johnson (10/27/63 vs. Kansas City)

Most Consecutive Games Intercepting A Pass

5	Pete Jaquess (1964)
4	Fred Glick (1963)
4	Jim Norton (1967)
4	Miller Farr (1967)

Combined Yards

Career	9,349	Earl Campbell (1978-84) (8,574 rushing, 718 receiving, 57 passing)
	7,421	Ken Burrough (1971-82) (6,907 receiving, 455 kickoffs, 59 rushing)
Season	6,823	Charlie Hennigan (1960-66) (All receiving)
	2,043	Billy Cannon 1961 (948 rushing, 586 receiving, 70 punt ret., 439 kickoff ret.)
	2,038	Earl Campbell 1980 (1,934 rushing, 47 receiving, 57 passing)
	1,820	Billy Johnson 1975 (798 kickoff ret., 612 punt ret., 393 receiving, 17 rushing)
Game	373	Billy Cannon vs. New York Titans Dec. 10, 1961

OILERS TEAM RECORDS

OFFENSE

SCORING

Most Points

Season	513	(1961)
Game	56	(10/14/62 vs. N.Y. Titans)

Fewest Points

Season	136	(1982)
--------	-----	--------

Fewest Points Allowed

Season	199	(1967)
--------	-----	--------

Most Points, Both Teams

Game	101	(12/22/63, Houston 49 @ Oakland 52)
------	-----	-------------------------------------

Fewest Points, Both Teams

Game	6	(12/14/80, Houston 6, Pittsburgh 0)
------	---	-------------------------------------

Most Touchdowns

Season	66	(1961)
Game	8	(10/14/62 vs. N.Y. Titans)

Most Touchdowns Rushing

Season	24	(1979)
Game	5	(9/18/60 vs. L.A. Chargers)

Most Touchdowns Passing

Season	48	(1961)
Game	7	(11/19/61 vs. N.Y. Titans and 10/14/62 vs. N.Y. Titans)

Most Points after Touchdowns

Season	65	(1961)
Game	7	(11/5/61 vs. Denver)

Most Field Goals

Season	21	(1979, 1985)
Game	5	(9/28/69 vs. Miami)

Largest Margin of Victory

Game	55	(9/9/61 Houston 55, Oakland 0)
------	----	--------------------------------

Fewest Touchdown Passes

Season	10	(1972)
--------	----	--------

FIRST DOWNS

Most First Downs

Season	329	(1980)
Game	28	(9/12/64 vs. San Diego)

Most First Downs, Both Teams

Game	55	(4/24/85, San Diego 29 @ Houston 26)
------	----	--------------------------------------

Most First Downs Rushing

Season	155	(1980)
Game	17	(9/23/72 vs. San Diego)
	17	(12/14/80 vs. Green Bay)

Most First Downs Passing

Season	193	(1964)
Game	24	(11/1/64 vs. Buffalo)

Most First Downs Penalties

Season	28	(1960 and 1966)
--------	----	-----------------

Fewest First Downs Penalties

Season	5	(1982)
--------	---	--------

Fewest First Downs Rushing

Season	52	(1982)
Game	0	(4 times)

Fewest First Downs Passing

Season	81	(1982)
Game	0	(10/14/81 vs. Cincinnati and 11/10/85 vs. Buffalo)

YARDS

Most Net Yards Gained

Season	6,288	(1961)
Game	582	(11/5/61 vs. Denver)

Fewest Net Yards Gained

Season	2,373	(1982)
--------	-------	--------

RUSHING

Most Yards Gained Rushing

Season	2,635	(1980)
Game	279	(12/3/67 vs. Miami)

Fewest Yards Gained Rushing

Season	799	(1982)
Game	19	(11/1/63 vs. Boston and 12/12/65 vs. San Diego)

Most Rushing Attempts

Season 616 (1979)
 Game 56 (9/28/75 vs. San Diego)

Fewest Rushing Attempts

Season 225 (1982)
 Game 7 (12/8/85 vs. N.Y. Giants)

PASSING**Most Yards Gained Passing**

Season 4,392 (1961)
 Game 464 (10/29/61 vs. Buffalo)

Fewest Yards Gained Passing

Season 1,390 (1967)
 Game -14 (10/23/77 vs. Pittsburgh)

Most Passes Attempted

Season 592 (1964)
 Game 68 (11/1/64 vs. Buffalo, 37 completed)

Fewest Passes Attempted

Season 287 (1982)
 Game 6 (10/4/81 vs. Cincinnati)

Most Passes Completed

Season 299 (1964)
 Game 37 (11/1/64 vs. Buffalo)

Fewest Passes Completed

Season 144 (1967)
 Game 1 (10/4/81 vs. Cincinnati)

Most Passes Attempted, Both Teams

Game 97 (12/2/62, Houston 44 vs. Denver 53)

INTERCEPTIONS**Most Interceptions**

Season 48 (1962)
 Game 6 (5 times, last 11/1/63 vs. Boston)

Fewest Interceptions

Season 3 (1982)

Most Yards Interceptions Returned

Season 676 (1967)
 Game 245 (10/15/67 vs. N.Y. Jets)

Most Touchdowns By Interceptions

Season 7 (1967)
 Game 3 (12/19/71 vs. San Diego)

Most Passes Intercepted, Both Teams

Game 13 (Houston 5, Denver 8, 12/2/62)

PUNTING**Most Punts**

Season 93 (1979)
 Game 11 (12/11/76 vs. Pittsburgh)

Fewest Punts

Season 54 (1964)
 Game 0 (9/9/62 vs. Buffalo)

Highest Punting Average

Season 42.4 (1970)

PUNT RETURNS**Most Punt Returns**

Season 52 (1968)
 Game 10 (9/12/76 vs. Tampa Bay)

Most Yardage By Punt Returns

Season 620 (1975)

Most Touchdowns By Punt Returns

Season 3 (1975)

Fewest Punt Returns

Season 15 (1960)

Fewest Yards Gained Punt Returns

Season 104 (1982)

Highest Punt Return Average

Season 15.4 (1977)

KICKOFF RETURNS**Most Kickoff Returns**

Season 83 (1983)
 Game 10 (12/22/63 vs. Oakland)

Most Kickoff Return Yardage

Season 1,721 (1981)

Most Touchdowns By Kickoff Return

Season 2 (1960, 1981, 1983)

Fewest Kickoff Returns

Season 43 (1961)

Fewest Yards Gained Kickoff Returns

Season 905 (1982)

Highest Average Kickoff Returns

Season 25.9 (1962)

PENALTIES**Most Penalties**

Season 127 (1985)
 Game 15 (10/6/85 vs. Denver)

Most Penalty Yards

Season 1150 (1985)

Fewest Penalties

Season 52 (1982)
 Game 0 (3 times)

Most Yards Penalized

Game 188 (10/6/85 vs. Denver)

FUMBLES**Most Fumbles**

Season 41 (1985)
 Game 8 (12/9/73 vs. Pittsburgh)

Most Fumbles Lost

Season 24 (1963)

Fewest Fumbles

Season 14 (1982)

Fewest Fumbles Lost

Season 7 (1968)

Most Opponent's Fumbles Recovered

Season 28 (1977)
 Game 7 (10/12/69 vs. Kansas City)

DEFENSE**SCORING****Points Allowed - Season**

Fewest 199 (1967)
 Most 460 (1983)

Touchdowns Allowed - Season

Fewest 16 (1967)
 Most 54 (1983)

Touchdowns Allowed Rushing - Season

Fewest 6 (1960)
 Most 27 (1984)

Touchdowns Allowed Passing - Season

Fewest 10 (1967)
 Most 35 (1966)

SHUTOUTS**Most Shutouts**

Season 2 (1966 and 1977)

FIRST DOWNS**First Downs Allowed - Season**

Fewest 183 (1969)
 Most 356 (1985)

First Downs Allowed Rushing - Season

Fewest 67 (1982)
 Most 147 (1972)

First Downs Allowed Passing - Season

Fewest 89 (1976)
 Most 168 (1984)

First Downs Allowed By Penalty - Season

Fewest 13 (1968, 1969)
 Most 48 (1985)

NET YARDS**Net Yards Allowed - Season**

Fewest 3,375 (1968)
 Most 6,155 (1985)

Net Yards Allowed Rushing - Season

Fewest 1,027 (1960)
 Most 2,814 (1985)

Net Yards Allowed Passing - Season

Fewest 1,671 (1968)
 Most 3,784 (1960)

OILERS ON THE AIR

RADIO

The Houston Oilers became a part of broadcasting history in October, 1984 when the NFL club selected KODA as the first FM flagship station of a professional sports team. Another historic moment occurred on August 3, 1985 when the Hall of Fame game featuring the Oilers versus the New York Giants became the first full stereo broadcast of an NFL game, thus bringing a new dimension to football broadcasting.

KODA is a Group W station (Westinghouse Broadcasting Co., Inc.) with a 100,000 watt signal that blankets the South Texas region and consistently is a leader in the greater Houston market. In 1986, KODA begins its second season as the Oilers' flagship station, feeding a satellite-delivered stereo signal to approximately 20 network outlets throughout Texas.

Returning as the Oilers' play-by-play announcer for the fourth consecutive year (also served as color analyst in 1982) will be Jerry Trupiano. The popular sportscaster also serves as a member of the Houston Astros' broadcasting team. Trupiano is the Sports Director at KTRH Radio and hosts that station's nightly "Sportsbeat" talk show.

Joining Trupiano in the booth as color analyst is KHOU-TV (CBS) Sports Director Gifford Nielsen, who is in his second season as a member of the Oilers' broadcasting team. Nielsen is a former star quarterback at Brigham Young and for the Oilers (1978-83).

Jerry Hudson, who serves as News Director for KODA, once again will handle Head Coach Jerry Glanville's pre-game show as well as special halftime features.

Following is a list of radio stations on the Houston Oilers Network in 1986:

Alice	KOPY, 1070 AM	Longview	KLUD, 1280 AM
Beaumont	KLVI, 560 AM	Lufkin	KDEY, 99.3 FM
Bellville	KACO, 1090 AM	Midland-Odessa ..	KRIG, 1410 AM
Brownwood	KISJ, 104.1 FM	Palestine	KLIS, 96.7 FM
Center	KDET, 930 AM	Plano (Dallas) ..	KTNS, 1660 AM
Cleburne	KCLE, 1120 AM	San Angelo	KTEO, 1340 AM
Corpus Christi ..	KSIX, 1230 AM	San Antonio	KRNN, 930 AM
Grand Prairie ..	KKDA, 730 AM	Texarkana	KOSY, 790 AM
(Ft. Worth)		Waco	WACO, 1460 AM
Huntsville	KKNX, 1400 AM	Woodville	KVLL, 1490 AM
Jasper	KWYX, 102.3 FM		



Jerry Trupiano



Gifford Nielsen



Jerry Hudson

PRE-SEASON TV

In 1986, Houston-area football fans can follow the Oilers during the pre-season on KPRC-TV (Channel 2). The NBC affiliate will televise three of the team's four pre-season games (the August 30 game will be nationally televised by CBS). This year's KPRC package kicks off with coverage of the Oilers' Tuesday, August 5 game against the Los Angeles Rams in Anaheim. A pair of home games follow as the Oilers take on the Buffalo Bills on Saturday, August 16 and the New Orleans Saints on Saturday, August 23. The pre-season wraps up with CBS' live coverage of the traditional Houston-Dallas game from Texas Stadium on Saturday, August 30.

Handling the play-by-play for KPRC will be veteran Houston sportscaster Ron Franklin. Franklin, the Sports Director at KPRC, will be assisted in the booth by color analyst Craig Roberts. Also a member of the KPRC sports staff, Roberts hosts the popular "Sports Sunday" show on Channel 2.



Ron Franklin



Craig Roberts

MEDIA INFORMATION

CREDENTIALS: Media representatives who do not have press credentials for the entire season (but will be working for an accredited media outlet on an immediate deadline) may request them on a single-game basis. Telephone or written requests must be made at least three working days in advance to Chip Namias, Director of Media Relations, Houston Oilers, 6910 Fannin Street, Houston, Texas 77030 (713-797-9111). Reserved credentials can be picked up at the Press Gate, located at the Astrodome's West Gate, on the day of the game.

PHOTOGRAPHERS: Photographers with accredited media outlets on an immediate deadline may request credentials on a single-game basis from the Oilers' Media Relations Department. Due to space limitations, it is not possible to issue credentials to freelance photographers. Field photographers are reminded to remain outside of the bench areas.

PRESS BOX: To get to the Astrodome press box, enter the stadium at the HSA Loading Dock entrance between the West and South gates (where the TV trucks are parked). Take the press elevator to Level 5 and turn right on the concourse. Follow the concourse until it ends and you will be in the working press area. Visiting radio is located in Booth 568 while network TV announcers will be in Booth 571. All broadcasting booths are located on the fifth floor concourse. Only credentials issued by the Houston Oilers will be honored for admittance to the Astrodome.

LOCKER ROOMS: Admission to the home and visiting locker rooms is governed by each individual team. Only media representatives with proper credentials will be admitted to the locker rooms. No one will be admitted to the locker rooms prior to or during the game. Your press credential is good for admittance to both locker rooms. To reach the Oilers' locker room from the press box, take the fifth floor concourse to Aisle 561 and turn left to the elevator. The Oilers' locker room is on Level 2 (on the left as you exit the elevator). To reach the visiting team's locker room, proceed past the Oilers' locker room to the concourse and turn left. Follow the concourse until it ends at Aisle 226. Turn left through the double doors and it will be on the left.

PARKING: Press parking at the Astrodome is very limited. Single-game parking requests should be made when requesting your credential and will be processed on a "first come-first served" basis. Media with parking passes should use the main Astrodome entrance at Murworth and Kirby.

TELEPHONES: Pool telephones for credit card or collect calls are available in the Astrodome press box. Any media member desiring to have their own press box telephone must order it directly from Jackie Spradley, Southwestern Bell (lines) at (713) 527-1900, and from Linda Galloway, AT&T (instruments) at (713) 447-2999.

COPY TRANSMISSION: Copy transmission is available at every Houston Oiler home game. The transmission representatives are Tom and Dick Moen, 1719 Fairview Avenue, Houston, Texas 77006, (713) 520-5399.

FIELD ACCESS: Only working photographers, TV camera personnel, and club/stadium officials are permitted on the field during the game. Media members with press box credentials are allowed on the field with five minutes remaining in the fourth quarter. Your cooperation in this matter is greatly appreciated.

GAME INFORMATION: The Astrodome press box telephone number for all game information inquiries is (713) 791-9118.

PRACTICE: Regular season practice sessions are usually held at 1:00 PM Tuesday through Friday, and at 10:00 AM on Saturday (home game). Head Coach Jerry Glanville will be available to the media daily following practice. The best time to schedule player interviews is immediately following practice. Please contact the Media Relations Department to arrange.

PRACTICE DIRECTIONS: The Oilers' regular season practice facility is located at 2727 El Camino in Houston. To go there from Loop 610, take the Almeda Road exit and turn north. Go past the 610 service road and turn right on Holly Hall. Go across the railroad tracks and turn left on El Rio. At the end of the street, the road will curve to the right. Remain on El Rio and the Oilers' complex will be on the left.

COVERING THE OILERS

WRITERS REGULARLY ASSIGNED TO CLUB

- JOHN McCLAIN, Houston Chronicle (AM/PM), 801 Texas (77002), 713/220-7891
RAY BUCK, Houston Post (AM), 4747 Southwest Freeway (77027), 713/840-5867
MIKE LUTZ, Associated Press, 609 Fannin, Suite 317 (77002), 713/236-8181
AP Night Number: 214/742-3447
RICH LUNA, United Press International, 708 Main, Room 825 (77002), 713/227-2171, UPI Night Number: 800/441-9009
-

WRITERS AND COLUMNISTS

- HOUSTON CHRONICLE (AM/PM), 801 Texas (77002), 713/220-7891.
S.E.—Mark McFarlane, Columnists—Ed Fowler, George White, TV Sports—Eddie Sefko, Photo Editor—George Honeycutt.
HOUSTON POST (AM), 4747 Southwest Freeway (77027), 713/840-5866.
S.E.—Rick Hinton, Columnists—Mickey Herskowitz, Dale Robertson, Jim Carley, TV Sports—Jay Frank, Photo Editor—Sandy Shriver.
BEAUMONT ENTERPRISE, P.O. Box 3071, Beaumont (77704), 409/866-7449, Dave Rogers, Joe Heiling
PORT ARTHUR NEWS (PM), P.O. Box 789, Port Arthur (77640), 409/985-5541, Night: 409/985-5544, Bob West
TEXAS CITY SUN, P.O. Box 2249, Texas City (77592), 409/945-3441, Pat McDonald
THE DEFENDER, P.O. Box 8005 (77288), 713/663-7716, Sonny Messiah, Doc Choates
FORWARD TIMES, P.O. Box 8346 (77004), 713/526-4727, Bud Johnson
THE INFORMER, 4209 Dowling (77004), 713/527-8261, George McElroy, Sam Jackson
-

RADIO AND TV SPORTSCASTERS

- KODA (99 FM), 4810 San Felipe (77056), 713/622-1010, Jerry Hudson
KPRC-TV (NBC, Channel 2), 8181 Southwest Freeway (77074), 713/771-6837, Ron Franklin, Craig Roberts
KHOU-TV (CBS, Channel 11), 1945 Allen Parkway (77019), 713/521-4375, Gifford Nielsen, Matt Musil, Steve Mark
KTRK-TV (ABC, Channel 13), 3310 Bissonnet (77005), 713/663-4539, Bob Allen, Tim Melton, Bruce Geitzen
KRIV-TV (Channel 26), 3935 Westheimer (77027), 713/626-2620, Dave Sheehan, Mark Berman
KTRH (740 AM), 510 Lovett Blvd. (77006), 713/526-0087, Sports Dir.—Jerry Trupiano, John O'Reilly, Tom Franklin, Ken Silverstein
KPRC (950 AM), 8181 Southwest Freeway (77074), 713/778-4791, Mike Mollett, Steve Gilmartin, Anita Martini, Mike Edmonds
KILT (610 AM), 500 Lovett Blvd. (77006), 713/526-3417, Jim Carola, Pat Hernandez
KIKK (650 AM) 6306 Gulfon Drive (77081), 713/772-7819, Mark Berman
KCOH (1403 AM), 5011 Almeda (77004), 713/522-1001, Ralph Cooper
KYOK (1590 AM), 3001 LaBranch (77004), 713/526-7131, Mickey Hobbs
KSRR (97 FM), 1020 Holcombe, Suite 1201 (77030), 713/797-0097, Hannah Storm
Home Sports Entertainment, 5251 Gulfon (77081), 713/661-0078, Bill Worrell

1986 TRAVEL ITINERARY

(Tentative)

L.A. RAMS (Pre-Season Game—8/5, 7:00 PM PDT)

Depart: Tue., 8/5 (San Angelo) at 8:30 AM on Braniff charter
Arrive Los Angeles at 9:00 AM (PDT)
Return: Wed., 8/6 at 1:15 PM (PDT) on Braniff charter
Arrive San Angelo at 5:35 PM (CDT)
Hotel: Anaheim Marriott (night of 8/5)
(714) 750-8000

DALLAS (Pre-Season Game—8/30, 8:00 PM CDT)

Depart: Sat., 8/30 at 10:30 AM on Braniff charter
Arrive Dallas at 11:30 AM
Return: Sun., 8/31, at 1:00 AM on Braniff charter
Arrive Houston at 2:00 AM
Hotel: Sheraton Grand (day of 8/30)
(214) 258-4900

GREEN BAY (Game—9/7, 12:00 PM CDT)

Depart: Sat., 9/6 at 9:30 AM on Braniff charter
Arrive Green Bay at 12:03 PM
Return: Sun., 9/7, at 5:00 PM on Braniff charter
Arrive Houston at 7:41 PM
Hotel: Rodeway Inn (night of 9/6)
(414) 494-7300

KANSAS CITY (Game—9/21, 3:00 CDT)

Depart: Sat., 9/20 at 10:00 AM on Braniff charter
Arrive Kansas City at 11:45 AM
Return: Sun., 9/21 at 8:00 PM on Braniff charter
Arrive Houston at 9:45 PM
Hotel: Westin Crown Center (night of 9/20)
(816) 474-4400

DETROIT (Game—10/5, 1:00 PM EDT)

Depart: Sat., 10/4 at 9:30 AM on Braniff charter
Arrive Detroit 1:00 PM (EDT)
Return: Sun., 10/5 at 6:00 PM (EDT) on Braniff charter
Arrive Houston at 7:47 PM (CDT)
Hotel: Northfield Hilton (night of 10/4)
(313) 879-2100

CINCINNATI (Game—10/19, 1:00 PM EDT)

Depart: Sat., 10/18 at 9:30 AM on Braniff charter
Arrive Cincinnati at 12:35 PM (EDT)
Return: Sun., 10/19 at 6:00 PM (EDT) on Braniff charter
Arrive Houston at 7:30 PM (CDT)
Hotel: Westin Hotel At Fountain Square (night of 10/18)
(513) 621-7700

MIAMI (Game—11/2, 1:00 PM EST)

Depart: Sat., 11/1 at 9:30 AM on Braniff charter
Arrive Miami at 12:40 PM (EST)
Return: Sun., 11/2 at 6:00 PM (EST) on Braniff charter
Arrive Houston at 7:36 PM (CST)
Hotel: Biscayne Bay Marriott (night of 11/1)
(305) 374-3900

PITTSBURGH (Game—11/16, 1:00 PM EST)

Depart: Sat., 11/15 at 9:30 AM on Braniff charter
Arrive Pittsburgh at 12:00 PM (EST)
Return: Sun., 11/16 at 6:00 PM (EST) on Braniff charter
Arrive Houston at 7:55 PM (CST)
Hotel: Westin William Penn (night of 11/15)
(412) 281-7100

CLEVELAND (Game—11/30, 1:00 PM EST)

Depart: Sat., 11/29 at 9:30 AM on Braniff charter
Arrive Cleveland at 1:00 PM (EST)
Return: Sun., 11/30 at 6:00 PM (EST) on Braniff charter
Arrive Houston at 8:00 PM (CST)
Hotel: Stouffers Inn On The Square (night of 11/29)
(216) 696-5600

SAN DIEGO (Game—12/7, 1:00 PM PST)

Depart: Sat., 12/6 at 9:30 AM on Braniff charter
Arrive San Diego at 10:48 AM (PST)
Return: Sun., 12/7 at 6:00 PM (PST) on Braniff charter
Arrive Houston at 11:00 PM (CST)
Hotel: Hyatt Islandia (night of 12/6)
(619) 224-1234

'86 OPPONENTS

BUFFALO BILLS

Pre-Season Game #2, Sat., Aug. 16

8:00 P.M., Astrodome

Game #16, Sun., Dec. 21

12:00 P.M., Astrodome



ADDRESS: One Bills Drive,
Orchard Park, NY 14127

PHONE: (716) 648-1800

PRESIDENT: Ralph C. Wilson, Jr.

VICE-PRESIDENT/GENERAL MANAGER: Bill Polian

HEAD COACH: Hank Bullough

PUBLIC RELATIONS DIRECTOR: Dave Senko

CONFERENCE, DIVISION: American, Eastern

STADIUM: Rich (80,290)

TEAM COLORS: Royal Blue, Scarlet Red, and White

1985 RECORD: 2-14

1985 RUSHING LEADER: Greg Bell, 223 att., 883 yards, 8 TDS

1985 PASSING LEADER: Vince Ferragamo, 149 of 287, 1,677 yards,
5 TDs, 17 int.

1985 RECEIVING LEADER: Greg Bell, 58 for 576 yards, 1 TD

CHICAGO BEARS

Game #6, Sun., Oct. 12

12:00 P.M., Astrodome



ADDRESS: Halas Hall,
250 No. Washington Rd.,
Lake Forest, IL 60045

PHONE: (312) 295-6600

PRESIDENT: Michael B. McCaskey

VICE-PRESIDENT/GENERAL MANAGER: Jerry Vainisi

HEAD COACH: Mike Ditka

PUBLIC RELATIONS DIRECTOR: Ken Valdiserri

CONFERENCE, DIVISION: National, Central

STADIUM: Soldier Field (65,790)

TEAM COLORS: Navy Blue, Orange, and White

1985 RECORD: 15-1

1985 RUSHING LEADER: Walter Payton, 324 att., 1,551 yards, 9 TDs

1985 PASSING LEADER: Jim McMahon, 178 of 313, 2,392 yards, 15 TDs,
11 int.

1985 RECEIVING LEADER: Walter Payton, 49 for 483 yards, 2 TDs

CINCINNATI BENGALS

Game #7, Sun., Oct. 19

12:00 P.M., Riverfront Stadium

Game #10, Sun., Nov. 9

12:00 P.M., Astrodome



ADDRESS: 200 Riverfront Stadium,
Cincinnati, Ohio 45202

PHONE: (513) 621-3550

PRESIDENT: John Sawyer

VICE-PRESIDENT/GENERAL MANAGER: Paul Brown

HEAD COACH: Sam Wyche

PUBLIC RELATIONS DIRECTOR: Al Heim

CONFERENCE, DIVISION: American, Central

STADIUM: Riverfront (59,754)

TEAM COLORS: Black, Orange, and White

1985 RECORD: 7-9

1985 RUSHING LEADER: James Brooks, 192 att., 929 yards, 7 TDs

1985 PASSING LEADER: Boomer Esiason, 251 of 431, 3,443 yards, 27
TDs, 12 int.

1985 RECEIVING LEADER: Cris Collinsworth, 65 for 1,125 yards, 5 TDs

CLEVELAND BROWNS

Game #2, Sun., Sept. 14

12:00 P.M., Astrodome

Game #13, Sun., Nov. 30

12:00 P.M., Municipal Stadium

ADDRESS: Tower B,

Municipal Stadium, Cleveland, Ohio 44114

PHONE: (216) 696-5555

PRESIDENT: Arthur B. Modell

EXEC. VICE-PRESIDENT: Ernie Accorsi

HEAD COACH: Marty Schottenheimer

PUBLIC RELATIONS DIRECTOR: Kevin Byrne

CONFERENCE, DIVISION: American, Central

STADIUM: Municipal (80,098)

TEAM COLORS: Seal Brown, Orange, and White

1985 RECORD: 8-8

1985 RUSHING LEADER: Kevin Mack, 222 att., 1,104 yards, 7 TDs

1985 PASSING LEADER: Bernie Kosar, 124 of 248, 1,578 yards, 8 TDs,
7 int.

1985 RECEIVING LEADER: Ozzie Newsome, 62 for 711 yards, 5 TDs



DALLAS COWBOYS

Pre-Season Game #4, Sat., Aug. 30

8:00 P.M., Texas Stadium

ADDRESS: One Cowboy Parkway,

Irving, TX 75063

PHONE: (214) 556-9900

PRESIDENT/GENERAL MANAGER: Tex Schramm

VICE-PRESIDENT/ADMINISTRATION: Joe Bailey

HEAD COACH: Tom Landry

PUBLIC RELATIONS DIRECTOR: Doug Todd

CONFERENCE, DIVISION: National, Eastern

STADIUM: Texas Stadium (63,749)

TEAM COLORS: Royal Blue, Metallic Silver, and White

1985 RECORD: 10-6

1985 RUSHING LEADER: Tony Dorsett, 305 att., 1,307 yards, 7 TDs

1985 PASSING LEADER: Danny White, 267 of 450, 3,157 yards, 21 TDs,
17 int.

1985 RECEIVING LEADER: Tony Hill, 74 for 1,113 yards, 7 TDs



DETROIT LIONS

Game #5, Sun., Oct. 5

12:00 P.M., Pontiac Silverdome

ADDRESS: 1200 Featherstone Road,

Pontiac, MI 48057

PHONE: (313) 335-4131

PRESIDENT: William Clay Ford

EXEC. V.P./GENERAL MANAGER: Russ Thomas

HEAD COACH: Darryl Rogers

PUBLIC RELATIONS DIRECTOR: George Heddieston

CONFERENCE, DIVISION: National, Central

STADIUM: Pontiac Silverdome (80,638)

TEAM COLORS: Honolulu Blue and Silver

1985 RECORD: 7-9

1985 RUSHING LEADER: James Jones, 244 att., 886 yards, 6 TDs

1985 PASSING LEADER: Eric Hipple, 223 of 406, 2,952 yards, 17 TDs,
18 int.

1985 RECEIVING LEADER: Leonard Thompson, 51 for 736 yards, 5 TDs



GREEN BAY PACKERS

Game #1, Sun., Sept., 7
12:00 P.M., Lambeau Field

ADDRESS: 1265 Lombardi Avenue,
Green Bay, WI 54307
PHONE: (414) 494-2351
PRESIDENT: Robert J. Parins
ASST. TO PRESIDENT: Bob Harlan
HEAD COACH: Forrest Gregg
PUBLIC RELATIONS DIRECTOR: Lee Remmel
CONFERENCE, DIVISION: National, Central
STADIUM: Lambeau Field (55,976)
TEAM COLORS: Dark Green, Gold, and White
1985 RECORD: 8-8
1985 RUSHING LEADER: Eddie Lee Ivery, 132 att., 636 yards, 2 TDs
1985 PASSING LEADER: Lynn Dickey, 172 of 314, 2,206 yards, 15 TDs,
17 int.
1985 RECEIVING LEADER: James Lofton, 69 for 1,153 yards, 4 TDs



INDIANAPOLIS COLTS

Game #12, Sun., Nov. 23
12:00 P.M., Astrodome

ADDRESS: 7001 W. 56th Street,
Indianapolis, IN 46254
PHONE: (317) 297-2658
PRESIDENT: Robert Irsay
VICE-PRESIDENT/GENERAL MANAGER: Jim Irsay
HEAD COACH: Rod Dowhower
PUBLIC RELATIONS DIRECTOR: Bob Eller
CONFERENCE, DIVISION: American, Eastern
STADIUM: Hoosier Dome (60,127)
TEAM COLORS: Royal Blue, White, and Silver
1985 RECORD: 5-11
1985 RUSHING LEADER: Randy McMillan, 190 att., 858 yards, 7 TDs
1985 PASSING LEADER: Mike Pagel, 199 of 394, 2,414 yards, 14 TDs,
15 int.
1985 RECEIVING LEADER: Pat Beach, 36 for 376 yards, 6 TDs



KANSAS CITY CHIEFS

Game #3, Sun., Sept. 21
3:00 P.M., Arrowhead Stadium

ADDRESS: One Arrowhead Drive,
Kansas City, MO 64129
PHONE: (816) 924-9300
PRESIDENT: Jack Steadman
VICE-PRESIDENT/GENERAL MANAGER: Jim Schaff
HEAD COACH: John Mackovic
PUBLIC RELATIONS DIRECTOR: Bob Sprenger
CONFERENCE DIVISION: American, Western
STADIUM: Arrowhead Stadium (78,067)
TEAM COLORS: Red, Gold, and White
1985 RECORD: 6-10
1985 RUSHING LEADER: Herman Heard, 164 att., 595 yards, 4 TDs
1985 PASSING LEADER: Bill Kenney, 181 of 338, 2,536 yards, 17 TDs,
9 int.
1985 RECEIVING LEADER: Carlos Carson, 47 for 843 yards, 4 TDs



LOS ANGELES RAIDERS

Game #8, Sun., Oct. 26
12:00 P.M., Astrodome

ADDRESS: 332 Center Street,
El Segundo, CA 90245

PHONE: (213) 322-3451

MANAGING GENERAL PARTNER: Al Davis

EXECUTIVE ASSISTANT: Al LoCasale

HEAD COACH: Tom Flores

PUBLIC RELATIONS DIRECTOR: Tom Grimes

CONFERENCE, DIVISION: American, Western

STADIUM: L.A. Memorial Coliseum (92,516)

TEAM COLORS: Silver and Black

1985 RECORD: 12-4

1985 RUSHING LEADER: Marcus Allen, 380 att., 1,759 yards, 11 TDs

1985 PASSING LEADER: Marc Wilson, 193 of 388, 2,608 yards, 16 TDs,
21 int.

1985 RECEIVING LEADER: Todd Christensen, 82 for 987 yards, 6 TDs



LOS ANGELES RAMS

Pre-Season Game #1, Tues., Aug. 5
9:30 P.M., Anaheim Stadium

ADDRESS: 2327 West Lincoln Avenue,
Anaheim, CA 92801

PHONE: (714) 535-7267

PRESIDENT: Georgia Frontiere

VICE-PRESIDENT: John Shaw

HEAD COACH: John Robinson

PUBLIC RELATIONS DIRECTOR: Pete Donovan

CONFERENCE, DIVISION: National, Western

STADIUM: Anaheim (69,007)

TEAM COLORS: Royal Blue, Gold, and White

1985 RECORD: 11-5

1985 RUSHING LEADER: Eric Dickerson, 292 att., 1,234 yards, 12 TDs

1985 PASSING LEADER: Dieter Brock, 218 of 365, 2,658 yds., 16 TDs,
13 int.

1985 RECEIVING LEADER: Henry Ellard, 54 for 811 yards, 5 TDs



MIAMI DOLPHINS

Game #9, Sun., Nov. 2
12:00 P.M., Orange Bowl

ADDRESS: 4770 Biscayne Blvd., Suite 1440,
Miami, FL 33137

PHONE: (305) 576-1000

PRESIDENT: Joseph Robbie

EXEC. V.P./GENERAL MANAGER: J. Michael Robbie

HEAD COACH: Don Shula

PUBLICITY DIRECTOR: Eddie White

CONFERENCE, DIVISION: American, Eastern

STADIUM: Orange Bowl (75,206)

TEAM COLORS: Aqua, Coral, and White

1985 RECORD: 12-4

1985 RUSHING LEADER: Tony Nathan, 143 att., 667 yards, 5 TDs

1985 PASSING LEADER: Dan Marino, 336 of 567, 4,137 yards, 30 TDs,
21 int.

1985 RECEIVING LEADER: Tony Nathan, 72 for 651 yards, 1 TD



MINNESOTA VIKINGS

**Game #15, Sun., Dec. 14
3:00 P.M., Astrodome**

ADDRESS: 9520 Viking Drive,
Eden Prairie, MN 55344

PHONE: (612) 828-6500

PRESIDENT: Max Winter

EXEC. V.P./GENERAL MANAGER: Mike Lynn

HEAD COACH: Jerry Burns

PUBLIC RELATIONS DIRECTOR: Merrill Swanson

CONFERENCE, DIVISION: National, Central

STADIUM: Hubert H. Humphrey Metrodome (62,212)

TEAM COLORS: Purple, Gold, and White

1985 RECORD: 7-9

1985 RUSHING LEADER: Darrin Nelson, 200 att., 893 yards, 5 TDs

1985 PASSING LEADER: Tommy Kramer, 277 of 506, 3,522 yards,
19 TDs, 26 int.

1985 RECEIVING LEADER: Steve Jordan, 68 for 795 yards, 0 TDs



NEW ORLEANS SAINTS

**Pre-Season Game #3, Sat., Aug. 23
8:00 P.M., Astrodome**

ADDRESS: 6928 Saints Avenue,
Metairie, LA 70003

PHONE: (504) 733-0255

PRESIDENT/GENERAL MANAGER: Jim Finks

HEAD COACH: Jim Mora

PUBLIC RELATIONS DIRECTOR: Greg Sult

CONFERENCE, DIVISION: National, Western

STADIUM: Louisiana Superdome (71,647)

TEAM COLORS: Old Gold, Black, and White

1985 RECORD: 5-11

1985 RUSHING LEADER: Wayne Wilson, 168 att., 645 yards, 1 TD

1985 PASSING LEADER: Dave Wilson, 145 of 293, 1,843 yards, 11 TDs,
15 int.

1985 RECEIVING LEADER: Eric Martin, 35 for 522 yards, 4 TDs



PITTSBURGH STEELERS

**Game #4, Sun., Sept. 28
12:00 P.M., Astrodome**

**Game #11, Sun., Nov. 16
12:00 P.M., Three Rivers Stadium**

ADDRESS: 300 Stadium Circle,
Pittsburgh, PA 15212

PHONE: (412) 323-1200

PRESIDENT: Daniel M. Rooney

EXEC. VICE-PRESIDENT: Arthur J. Rooney, Jr.

HEAD COACH: Chuck Noll

PUBLICITY DIRECTOR: Joe Gordon

CONFERENCE, DIVISION: American, Central

STADIUM: Three Rivers (59,000)

TEAM COLORS: Black and Gold

1985 RECORD: 7-9

1985 RUSHING LEADER: Frank Pollard, 233 att., 991 yards, 3 TDs

1985 PASSING LEADER: Mark Malone, 117 of 233, 1,428 yards, 13 TDs,
7 int.

1985 RECEIVING LEADER: John Stallworth, 75 for 937 yards, 5 TDs



SAN DIEGO CHARGERS

Game #14, Sun., Dec. 7
3:00 P.M., San Diego
Jack Murphy Stadium



ADDRESS: San Diego Jack Murphy Stadium,
San Diego, CA 92120

PHONE: (619) 280-2111

PRESIDENT: Alex G. Spanos

GENERAL MANAGER: John R. Sanders

HEAD COACH: Don Coryell

PUBLIC RELATIONS DIRECTOR: Rick Smith

CONFERENCE, DIVISION: American, Western

STADIUM: San Diego Jack Murphy (60,100)

TEAM COLORS: Blue, Gold, and White

1985 RECORD: 8-8

1985 RUSHING LEADER: Lionel James, 105 att., 516 yards, 2 TDs

1985 PASSING LEADER: Dan Fouts, 254 of 430, 3,638 yards, 27 TDs,
20 int.

1985 RECEIVING LEADER: Lionel James, 86 for 1,027 yards, 6 TDs



THE ASTRODOME



Officially named the Harris County Domed Stadium, the Astrodome was financed by an \$18 million general obligation bond which passed in January of 1961. The cost of the project, including off-site improvements, land acquisition, engineering fees, site roads and parking lot paving, was \$31.6 million.

A \$42 million improvement program slated for completion this year has updated all of the Astrodome Complex. Financed by Harris County's portion of the hotel-motel tax, the renovations began in 1982 with the installation of the Diamond Vision screen in the Astrodome scoreboard.

The stadium structure itself covers 9½ acres, and the entire complex, including exhibition halls and parking area, covers 260 acres. The outside diameter of the stadium structure is 710 feet and the floor of the stadium is approximately 25 feet below normal ground level, affording minimum vertical travel by fans.

The permanent roof of the dome, which has a clear span of 642 feet (twice that of any previous structure), has a maximum height of 208 feet above the playing field. This would allow the construction of an 18-story building under the roof. The roof can withstand hurricane winds of 135 m.p.h. and gusts of 165 m.p.h.

The playing field is illuminated to an average brightness of 265-foot candles of 800 floodlights, and the total electric power consumed exceeds 18,000 KVA, more than that needed by a city of 9,000 population.

The playing surface of the Astrodome is Astro Turf. Initially only the infield was covered with the man-made turf. On July 19, 1966 the entire surface of the Astrodome was covered with Astro Turf. A new surface was installed in April, 1978.

There are 41,000 cushioned, upholstered theatre seats in the stadium and 4,000 pavilion seats with cushioned, upholstered seats and wooden backs. The seating capacities are 45,000 for baseball, 50,495 for football, 60,000 for conventions and a maximum of 66,000 for boxing and similar events. To convert from baseball to football seating, the stands holding 10,000 seats move around on steel rails until they parallel the football sidelines.

The Astrodome's scoreboard is an attraction in itself, featuring pertinent information throughout all events. The 400-foot long board consists of two side panels, a Diamond Vision screen, and the famous Home Run Spectacular. The huge Diamond Vision is a 26½ by 37½-foot instant replay screen that brings field action up close for spectators. The screen's clear picture is the product of a 35mm tube with 42,600 CRTs. (A home television has one CRT.) The Diamond Vision's brain is a state-of-the-art computer, operated by an 11-person crew that includes technicians and cameramen.

REPLAY INFORMATION

At the NFL Annual Meeting in March 1986, the clubs adopted (by a 23-4-1 vote) a one-year system of limited Instant Replay of officiating calls for 1986.

The NFL has discussed Instant Replay in some degree or other since the early 1970s. The League experimented in 1976 and 1978 using two basic frameworks—an independent system using cameras, replay machines, and technicians separate from the network covering the game, and a "no frills" approach using existing television coverage.

In 1985, the NFL used the network feed of nine nationally televised preseason games to experiment with the basic system that later was adopted for 1986. A total of 28 plays were examined closely (17 confirmed call, 4 were inconclusive, 1 was reversed, and 6 had no replay shown).

What is the objective of this system?

The clubs feel that on certain plays the telecast viewed by the general public should be used to correct an indisputable error. The system will be used to reverse an on-field decision only when the Replay Official has *indisputable visual evidence* available to him that warrants the change.

Is the television network carrying the game part of the review process?

No. Although the Replay Official will be viewing the live network feed, there is no communication to television personnel as to what plays to show or not to show.

What is the step-by-step procedure of a play review?

The Replay Official will view game action and a play will be replayed immediately on one of the two monitors, while the other monitor continues to record the live feed.

The Replay Official makes a determination if further study of the play is needed. If not, there is no contact with the field and play continues without interruption.

If the Replay Official believes an error may have been made, the Umpire will be contacted (via a paging device worn at the beltline), and he then will use a walkie-talkie for further communication with the Replay Official.

The Replay Official will watch replay(s) on one or both monitors and complete his review within a reasonable period (probably 15-20 seconds) after the play is over. (If there is a time out, the Replay Official would not necessarily be restricted to the 15-20-second period.)

The Replay Official will inform the Umpire of his decision, and the Referee will make the appropriate announcement on the wireless microphone.

The limited Instant Replay system concentrates on plays of possession or touching (e.g., fumbles, receptions, interceptions, muffs) and most plays governed by the sidelines, goal lines, end lines, and line of scrimmage (e.g., receiver or runner in or out of bounds, forward or backward passes, breaking the plane of the goal line).

However, the Instant Replay system will *not* include the following fouls: clipping; encroachment and offsides; grasp of face-mask; false start; defensive pass interference; offensive pass interference; offensive holding and illegal use of hands; illegal batting or punching ball; illegal block on free kick or scrimmage kick; illegal crackback; illegal motion; illegal use of forearm or elbow; illegal use of hands by defense; illegally kicking the ball; illegally snapping the ball; intentional grounding; member of the punting team downfield early; illegal formation; palpably unfair act; piling on; roughing the passer; running into or roughing the kicker; striking, kicking, or kneeing; unnecessary roughness; unsportsmanlike conduct; and use of the helmet as a weapon.

1985 FINAL NFL STANDINGS

AMERICAN FOOTBALL CONFERENCE

	EASTERN DIVISION			Pct.	PF	PA
	W	L	T			
Miami	12	4	0	.750	428	320
*N.Y. Jets	11	5	0	.688	393	264
*New England	11	5	0	.688	362	290
Indianapolis	5	11	0	.313	320	386
Buffalo	2	14	0	.125	200	381

	CENTRAL DIVISION			Pct.	PF	PA
	W	L	T			
Cleveland	8	8	0	.500	287	294
Cincinnati	7	9	0	.438	441	437
Pittsburgh	7	9	0	.438	379	355
Houston	5	11	0	.313	284	412

	WESTERN DIVISION			Pct.	PF	PA
	W	L	T			
L.A. Raiders	12	4	0	.750	354	308
Denver	11	5	0	.688	380	329
Seattle	8	8	0	.500	349	303
San Diego	8	8	0	.500	467	435
Kansas City	6	10	0	.375	317	360

NATIONAL FOOTBALL CONFERENCE

	EASTERN DIVISION			Pct.	PF	PA
	W	L	T			
Dallas	10	6	0	.625	357	333
*N.Y. Giants	10	6	0	.625	399	283
Washington	10	6	0	.625	297	312
Philadelphia	7	9	0	.438	286	310
St. Louis	5	11	0	.313	278	414

	CENTRAL DIVISION			Pct.	PF	PA
	W	L	T			
Chicago	15	1	0	.938	456	198
Green Bay	8	8	0	.500	337	355
Minnesota	7	9	0	.438	346	359
Detroit	7	9	0	.438	307	366
Tampa Bay	2	14	0	.125	294	448

	WESTERN DIVISION			Pct.	PF	PA
	W	L	T			
L.A. Rams	11	5	0	.688	340	277
*San Francisco	10	6	0	.625	411	263
New Orleans	5	11	0	.313	294	401
Atlanta	4	12	0	.250	282	452

*Wild Card Playoff Team

AFC WILD CARD PLAYOFF

New England 26, New York Jets 14

AFC DIVISIONAL PLAYOFF

New England 27, Los Angeles Raiders 20
Miami 24, Cleveland 21

AFC CHAMPIONSHIP

New England 31, Miami 14

NFC WILD CARD PLAYOFF

New York Giants 17, San Francisco 3

NFC DIVISIONAL PLAYOFF

Los Angeles Rams 20, Dallas 0
Chicago 21, New York Giants 0

NFC CHAMPIONSHIP

Chicago 24, Los Angeles Rams 0

SUPER BOWL XX

at New Orleans, La.
Chicago 46, New England 10

AFC PRO BOWL

NFC 28, AFC 24

1986 NFL SCHEDULE

FIRST WEEK

Sunday, September 7	
Atlanta at New Orleans	12:00
Cincinnati at Kansas City	3:00
Cleveland at Chicago	12:00
Detroit at Minnesota	12:00
Houston at Green Bay	
Indianapolis at New England	4:00
Los Angeles Raiders at Denver	2:00
Los Angeles Rams at St. Louis	12:00
Miami at San Diego	1:00
New York Jets at Buffalo	4:00
Philadelphia at Washington	1:00
Pittsburgh at Seattle	1:00
San Francisco at Tampa Bay	1:00

Monday, September 8

New York Giants at Dallas	8:00
---------------------------	------

SECOND WEEK

Thursday, September 11	
New England at New York Jets	8:00

Sunday, September 14

Buffalo at Cincinnati	1:00
Cleveland at Houston	
Dallas at Detroit	1:00
Green Bay at New Orleans	12:00
Indianapolis at Miami	4:00
Kansas City at Seattle	1:00
Los Angeles Raiders at Washington	1:00
Minnesota at Tampa Bay	4:00
Philadelphia at Chicago	12:00
St. Louis at Atlanta	1:00
San Diego at New York Giants	1:00
San Francisco at Los Angeles Rams	1:00

Monday, September 15

Denver at Pittsburgh	9:00
----------------------	------

THIRD WEEK

Thursday, September 18	
Cincinnati at Cleveland	8:00

Sunday, September 21

Atlanta at Dallas	12:00
Denver at Philadelphia	1:00
Houston at Kansas City	
Los Angeles Rams at Indianapolis	12:00
Miami at New York Jets	4:00
New Orleans at San Francisco	1:00
New York Giants at Los Angeles Raiders	1:00
Pittsburgh at Minnesota	12:00
St. Louis at Buffalo	1:00
Seattle at New England	1:00
Tampa Bay at Detroit	1:00
Washington at San Diego	1:00

Monday, September 22

Chicago at Green Bay	8:00
----------------------	------

FOURTH WEEK

Sunday, September 28	
Atlanta at Tampa Bay	4:00
Chicago at Cincinnati	1:00
Detroit at Cleveland	1:00
Green Bay at Minnesota	12:00
Kansas City at Buffalo	1:00
Los Angeles Rams at Philadelphia	1:00
New England at Denver	2:00
New Orleans at New York Giants	1:00
New York Jets at Indianapolis	3:00

Pittsburgh at Houston

San Diego at Los Angeles Raiders	1:00
San Francisco at Miami	1:00
Seattle at Washington	1:00

Monday, September 29

Dallas at St. Louis	8:00
---------------------	------

FIFTH WEEK

Sunday, October 5	
Buffalo at New York Jets	4:00
Cincinnati vs. Green Bay at Milw.	12:00
Cleveland at Pittsburgh	1:00
Dallas at Denver	2:00

Houston at Detroit

Indianapolis at San Francisco	1:00
Los Angeles Raiders at Kansas City	12:00
Miami at New England	1:00
Minnesota at Chicago	12:00
New York Giants at St. Louis	12:00
Philadelphia at Atlanta	1:00
Tampa Bay at Los Angeles Rams	1:00
Washington at New Orleans	12:00

Monday, October 6

San Diego at Seattle	6:00
----------------------	------

SIXTH WEEK

Sunday, October 12	
---------------------------	--

Buffalo at Miami	1:00
Chicago at Houston	
Denver at San Diego	1:00
Detroit at Green Bay	12:00
Kansas City at Cleveland	1:00
Los Angeles Rams at Atlanta	1:00
Minnesota at San Francisco	1:00
New Orleans at Indianapolis	12:00
New York Jets at New England	1:00
Philadelphia at New York Giants	4:00
St. Louis at Tampa Bay	1:00
Seattle at Los Angeles Raiders	1:00
Washington at Dallas	12:00

Monday, October 13

Pittsburgh at Cincinnati	9:00
--------------------------	------

SEVENTH WEEK

Sunday, October 19	
---------------------------	--

Chicago at Minnesota	12:00
Dallas at Philadelphia	1:00
Detroit at Los Angeles Rams	1:00
Green Bay at Cleveland	1:00
Houston at Cincinnati	
Indianapolis at Buffalo	1:00
Los Angeles Raiders at Miami	1:00
New England at Pittsburgh	1:00
New York Giants at Seattle	1:00
St. Louis at Washington	1:00
San Diego at Kansas City	3:00
San Francisco at Atlanta	1:00
Tampa Bay at New Orleans	12:00

Monday, October 20

Denver at New York Jets	9:00
-------------------------	------

EIGHTH WEEK

Sunday, October 26	
---------------------------	--

Atlanta at Los Angeles Rams	1:00
Cincinnati at Pittsburgh	1:00
Cleveland at Minnesota	12:00
Detroit at Chicago	12:00
Los Angeles Raiders at Houston	
Miami at Indianapolis	1:00
New England at Buffalo	1:00
New Orleans at New York Jets	1:00
St. Louis at Dallas	3:00
San Diego at Philadelphia	1:00
San Francisco vs. Green Bay at Milw.	12:00
Seattle at Denver	2:00
Tampa Bay at Kansas City	12:00

Monday, October 27

Washington at New York Giants	9:00
-------------------------------	------

NINTH WEEK

Sunday, November 2	
---------------------------	--

Atlanta at New England	1:00
Buffalo at Tampa Bay	1:00
Cincinnati at Detroit	1:00
Cleveland at Indianapolis	1:00
Dallas at New York Giants	1:00
Denver at Los Angeles Raiders	1:00
Green Bay at Pittsburgh	1:00
Houston at Miami	
Kansas City at San Diego	1:00
Minnesota at Washington	4:00
New York Jets at Seattle	1:00
Philadelphia at St. Louis	12:00
San Francisco at New Orleans	12:00

Monday, November 3

Los Angeles Rams at Chicago	8:00
-----------------------------	------

TENTH WEEK

Sunday, November 9	
---------------------------	--

Chicago at Tampa Bay	1:00
Cincinnati at Houston	
Los Angeles Raiders at Dallas	3:00
Los Angeles Rams at New Orleans	12:00
Minnesota at Detroit	1:00
New England at Indianapolis	1:00
New York Giants at Philadelphia	4:00
New York Jets at Atlanta	1:00
Pittsburgh at Buffalo	1:00
St. Louis at San Francisco	1:00
San Diego at Denver	2:00
Seattle at Kansas City	12:00
Washington at Green Bay	12:00

Monday, November 10

Miami at Cleveland	9:00
--------------------	------

ELEVENTH WEEK**Sunday, November 16**

Chicago at Atlanta	1:00
Cleveland at Los Angeles Raiders	1:00
Dallas at San Diego	1:00
Detroit at Philadelphia	1:00
Houston at Pittsburgh	1:00
Indianapolis at New York Jets	4:00
Kansas City at Denver	2:00
New England at Los Angeles Rams	1:00
Miami at Buffalo	1:00
New York Giants at Minnesota	12:00
New Orleans at St. Louis	12:00
Seattle at Cincinnati	1:00
Tampa Bay vs. Green Bay at Milw.	12:00

Monday, November 17

San Francisco at Washington	9:00
-----------------------------	------

TWELFTH WEEK**Thursday, November 20**

Los Angeles Raiders at San Diego	5:00
----------------------------------	------

Sunday, November 23

Atlanta at San Francisco	1:00
Buffalo at New England	1:00
Dallas at Washington	1:00
Denver at New York Giants	1:00
Detroit at Tampa Bay	1:00
Green Bay at Chicago	12:00
Indianapolis at Houston	12:00
Kansas City at St. Louis	3:00
Minnesota at Cincinnati	1:00
New Orleans at Los Angeles Rams	1:00
Philadelphia at Seattle	1:00
Pittsburgh at Cleveland	1:00

Monday, November 24

New York Jets at Miami	9:00
------------------------	------

THIRTEENTH WEEK**Thursday, November 27 (Thanksgiving Day)**

Green Bay at Detroit	12:30
Seattle at Dallas	3:00

Sunday, November 30

Atlanta at Miami	1:00
Buffalo at Kansas City	12:00
Cincinnati at Denver	2:00
Houston at Cleveland	1:00
Los Angeles Rams at New York Jets	1:00
New England at New Orleans	12:00
Philadelphia at Los Angeles Raiders	1:00
Pittsburgh at Chicago	12:00
San Diego at Indianapolis	1:00
Tampa Bay at Minnesota	12:00
Washington at St. Louis	12:00

Monday, December 1

New York Giants at San Francisco	6:00
----------------------------------	------

FOURTEENTH WEEK**Sunday, December 7**

Cincinnati at New England	1:00
Cleveland at Buffalo	1:00
Dallas at Los Angeles Rams	6:00
Denver at Kansas City	12:00
Detroit at Pittsburgh	1:00
Houston at San Diego	1:00
Indianapolis at Atlanta	1:00
Miami at New Orleans	12:00
Minnesota at Green Bay	12:00
New York Giants at Washington	1:00
New York Jets at San Francisco	1:00
St. Louis at Philadelphia	1:00
Tampa Bay at Chicago	12:00

Monday, December 8

Los Angeles Raiders at Seattle	6:00
--------------------------------	------

FIFTEENTH WEEK**Saturday, December 13**

Pittsburgh at New York Jets	12:30
Washington at Denver	2:00

Sunday, December 14

Buffalo at Indianapolis	1:00
Cleveland at Cincinnati	1:00
Green Bay at Tampa Bay	1:00
Kansas City at Los Angeles Raiders	1:00
Miami at Los Angeles Rams	1:00
Minnesota at Houston	3:00
New Orleans at Atlanta	1:00
Philadelphia at Dallas	12:00
St. Louis at New York Giants	1:00
San Francisco at New England	1:00
Seattle at San Diego	1:00

Monday, December 15

Chicago at Detroit	9:00
--------------------	------

SIXTEENTH WEEK**Friday, December 19**

Los Angeles Rams at San Francisco	5:00
-----------------------------------	------

Saturday, December 20


Denver at Seattle	1:00
Green Bay at New York Giants	12:30

Sunday, December 21

Atlanta at Detroit	1:00
Buffalo at Houston	12:00
Chicago at Dallas	3:00
Indianapolis at Los Angeles Raiders	1:00
Kansas City at Pittsburgh	1:00
New Orleans at Minnesota	12:00
New York Jets at Cincinnati	1:00
San Diego at Cleveland	1:00
Tampa Bay at St. Louis	12:00
Washington at Philadelphia	1:00

Monday, December 22

New England at Miami	9:00
----------------------	------



TICKET INFORMATION



	PER GAME	SEASON
FIELD, LEVEL, MEZZANINE, LOGE, UPPER RESERVED	\$17.00	\$170.00
PAVILION	\$14.00	\$140.00

Tickets for all Oiler home games are available at the Oilers' Ticket Office and at the Astrodome Ticket Office. The Oilers' Ticket Office is located in the lobby of the APC Building at 6910 Fannin Street. Office hours are from 8:30 AM to 5:00 PM Monday through Friday, and from 9:00 AM to 5:00 PM every Saturday before a home game. The Astrodome Ticket Office is open seven days a week from 9:00 AM to 4:30 PM. The Astrodome will call window is located at West Gate A.

Oiler Ticket Office 797-1000
Astrodome Ticket Office 799-9555



THE NFL AND US SPRINT™ ARE MAKING LONG DISTANCE HISTORY



Whether it's professional football records or long distance communications, the career winner is the one who sets new levels and standards of performance.

That's why at US Sprint we're building the first 100% fiber optic network across America. Providing long distance connections so clear that it will sound like you're right next door. Call (800) 527-6972 or your local US Sprint business office, today.



LONG DISTANCE RECORDS

Longest Field Goal: 63 yards, Tom Dempsey, New Orleans vs. Detroit, 11-8-70.

Longest Run From Scrimmage: 99 yards, Tony Dorsett, Dallas vs. Minnesota, 1-3-83.

Longest Pass Completion: 99 yards, has been accomplished six times; most recently—Ron Jaworski to Mike Quick, Philadelphia vs. Atlanta, 11-10-85.

Longest Interception Return: 102 yards, done four times; most recently—Louis Breeden, Cincinnati vs. San Diego, 11-8-81.

Longest Punt: 98 yards, Steve O'Neal, N.Y. Jets vs. Denver, 9-21-69.

Longest Punt Return: 98 yards, three times; most recently—Dennis Morgan, Dallas vs. St. Louis 10-13-74.

Longest Kickoff Return: 106 yards, three times; most recently—Roy Green, St. Louis vs. Dallas, 10-21-79.

Longest Fumble Return: 104 yards, Jack Tatum, Oakland vs. Green Bay, 9-24-72.

Longest Game: 82 minutes, 40 seconds, Miami 27 vs. Kansas City 24; AFC Divisional Playoff, 12-25-71.

Longest Career: George Blanda, 26 seasons; 1949-1975, the last nine with Oakland.



US Sprint

"SOUNDS LIKE YOU'RE RIGHT NEXT DOOR."™